



CONVEYOR MODULAR BELTS AND CHAINS.

***Movex***<sup>®</sup>  
PRODUCT CATALOG



# GLOBAL THINKING LOCAL ACTING!



Movex is a dynamic company, based on the desire to design and produce conveying and material handling technology of the highest quality, combining the best technical performance and design, to offer customers truly innovative solutions and impeccable service.

Movex S.p.A. is excited to establish operations in the USA. North America represents an opportunity to earn the business of a wide network of repeat customers, OEM's, system integrators, distributors and end users.

## ***SERVICING AND SUPPORTING THE US MARKET WITH:***

- > *LOCAL INVENTORY OF USA PRODUCTS*
- > *CNC AND MILLING MACHINE*
- > *CUSTOMER SERVICE DEPARTMENT*
- > *ENGINEERING SUPPORT SERVICES*
- > *BEARINGS, LEVELERS & GUIDE RAIL ASSEMBLY*
- > *MODULAR BELT ASSEMBLY*



Headquarters  
Castelli calepio (BG) - ITALY



## MISSION

To forge our values through the development of ideas and high standards, and to professionally support our partners with flexibility and efficiency.



## VISION

To achieving strong market leadership, while constantly remaining up to date. To plan our future while remaining faithful to our history and values.

In our Italian headquarters Movex® designs and manufactures standard, customized products and solutions to meet customers' needs in a dynamic and proactive environment.

Production area is divided into four main department: molding, extruded, machine and warehouse.

The molding department is the heart of our production plant. Here, we produce most of the components in our catalogue: modular belts, components, plastic chains, and much more.

For more information download the Company profile on our website: [www.movexii.com](http://www.movexii.com)

**>50** EXTRUSION  
MACHINES

**>300** EXTRUSION  
TOOLS

**>10** CNC  
WORKSTATIONS

**>25** MOLDING  
MACHINES

**>7.000** M<sup>2</sup> STORAGE  
CAPACITY









DISCOVER ALSO OUR  
**CONVEYOR COMPONENTS  
& MODULAR SOLUTIONS**  
CATALOGS.



## **EXPERIENCE THE DIFFERENCE.**

Movex's products are the result of extensive design, strict quality control and significant know-how developed over the years.

# Table of contents

	Plastic chains	Page 7
	Steel chains	Page 59
	Chain sprockets and Turning disks	Page 79 / 104
	Chain idler wheels	Page 109
	Magnetic, Tab & Bevel corner tracks	Page 114
	Modular belts, NoseBars and accessories	Page 119 / 121
	Belt sprockets	Page 233
	Materials	Page 257



## Priority service


Even faster and responsive,  
when you need it.


Products in stock are available to ship  
within 72 Hours of the receipt of order.

**>5.000** ARTICLES NUMBER  
READY TO DELIVERY













Priority service is optional,  
available on request

**Request a free quotation!**

















# Plastic chains

<b>820</b>  Page 9/10	<b>820 V</b>  Page 11	<b>820 Plastic pin</b>  Page 11	<b>828</b>  Page 12	<b>831</b>  Page 13	<b>821</b>  Page 14
<b>821 GT</b>  Page 15	<b>821 LBP</b>  Page 16	<b>8257</b>  Page 17	<b>8257 GT</b>  Page 18	<b>8257 LBP</b>  Page 19	<b>878 TAB</b>  Page 20
<b>879 M</b>  Page 21	<b>879 TAB</b>  Page 22	<b>888 TAB</b>  Page 23	<b>888 TAB GT</b>  Page 24	<b>880 M</b>  Page 25	<b>880 TAB</b>  Page 26
<b>880 V TAB</b>  Page 27	<b>880 TAB Plastic pin</b>  Page 28	<b>880 TAB B0</b>  Page 28	<b>880 B</b>  Page 29	<b>882 M</b>  Page 30	<b>882 M GT</b>  Page 31
<b>882 M LBP</b>  Page 32	<b>882 TAB</b>  Page 33	<b>882 TAB GT</b>  Page 34	<b>882 TAB LBP</b>  Page 35	<b>1873</b>  Page 36	<b>1873 GT</b>  Page 37
<b>1873 GRIPPER GS1</b>  Page 38	<b>1873 GRIPPER GS2</b>  Page 39	<b>1873 GRIPPER GS4</b>  Page 40	<b>1873 D-SHAPE</b>  Page 41	<b>1873 MX1</b>  Page 42	<b>1873 MX2</b>  Page 43
<b>1873 GB2</b>  Page 44	<b>878 GRIPPER GS1</b>  Page 45	<b>878 GRIPPER GS2</b>  Page 45	<b>878 GRIPPER GS4</b>  Page 45	<b>1843</b>  Page 46	<b>SP 1883</b>  Page 47
<b>SP 1883 GT</b>  Page 48	<b>CC 600</b>  Page 49	<b>CC 600 TAB</b>  Page 49	<b>CC 600 D</b>  Page 50	<b>CC 600 D TAB</b>  Page 50	<b>CC 1400</b>  Page 51

Material  
Info:  
  
pg. 263->272

<b>CC 1400 TAB</b>	<b>1701 TAB OP</b>	<b>1701 TAB OPF</b>	<b>1706</b>	<b>1706 TAB</b>	<b>765 NO GAP</b>
					
Page 51	Page 52	Page 53	Page 54	Page 54	Page 55
<b>43 MF</b>	<b>63 MF</b>	<b>83 MF</b>	<b>103 MF</b>	<b>83 M</b>	<b>140 M</b>
					
Page 56	Page 56	Page 56	Page 56	Page 57	Page 57

# PFX


The best choice for dry running applications.



**PFX** is the plastic material specifically developed for chains and belts in order to run with limited lubrication or in dry applications where the demands are extreme concerning speed, performance & efficiency.



PET Bottle - PFX material



PET Bottle - Standard material

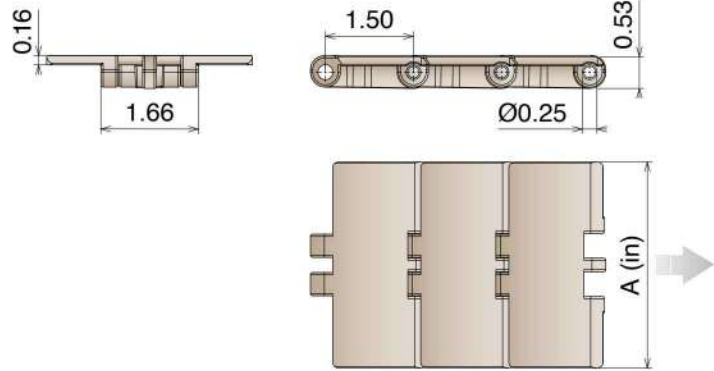
Energy saving | Low friction | High efficiency | High visibility

FDA APPROVAL

# 820 Straight running chain

Delivery: **Standard** On request

Pins: Stainless Steel | Backflex radius min.: 1.97 in



**IMPROVED DESIGN**

10 feet | 80 links | 86-87-96/110 | pg. 263->272

Article-Nr.	Ref.	A (Plate Width) in	Weight lbs/ft	Max working load lbs	Material
11010102	LF 820 K325	3.25	0.59	365	LF Low friction Acetal
11010103	LF 820 K330	3.30	0.60		
11010104	LF 820 K350	3.50	0.61		
11010114	LF 820 K400	4.00	0.64		
11010105	LF 820 K450	4.50	0.67		
11010106	LF 820 K600	6.00	0.82		
11010107	LF 820 K750	7.50	0.96		
11010302	MX 820 K325	3.25	0.59	284	MX Performance PBT
11010303	MX 820 K330	3.30	0.60		
11010304	MX 820 K350	3.50	0.61		
11010314	MX 820 K400	4.00	0.64		
11010305	MX 820 K450	4.50	0.67		
11010306	MX 820 K600	6.00	0.82		
11010307	MX 820 K750	7.50	0.96		

## 820 Series

PRODUCT UPDATE

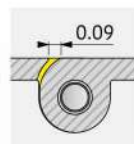
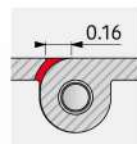
Movex created an optimized version in which the gap between the links is 45% lower and the contact surface has increased up to a maximum of 15%: the result is an improved product stability. The new design is completely interchangeable and connectable with the previous one.

### Advantages:

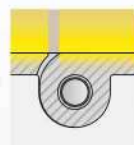
- Improved stability
- Increased sliding surface
- Minimized open gap
- Same backflex radius

PREVIOUS VERSION

CURRENT VERSION



**-45%**  
OPEN GAP

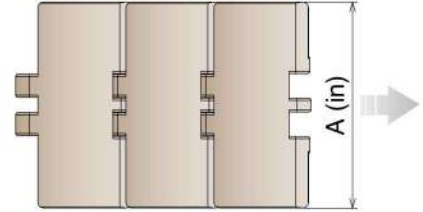
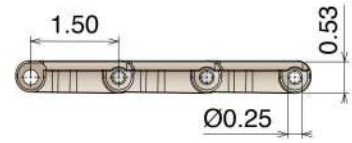
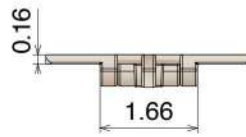


**+15%**  
CONTACT SURFACE

## 820 Straight running chain

Delivery: **Standard** On request

Pins: Stainless Steel | Backflex radius min.: 1.97 in



**IMPROVED DESIGN**

**-45%**

OPEN GAP

**+15%**

CONTACT SURFACE



80 links



86-87-96/110



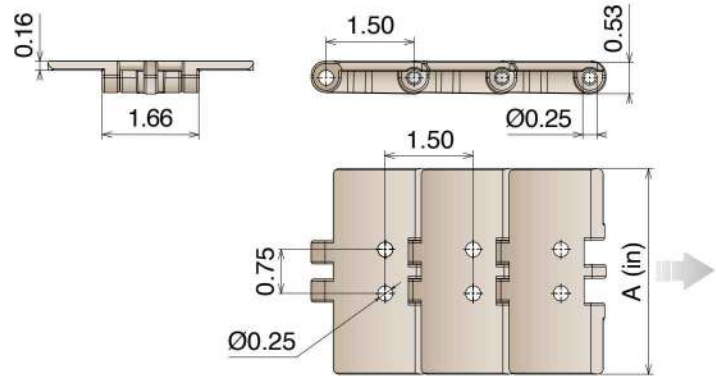

pg. 263->272

Article-Nr.	Ref.	A (Plate Width) in	Weight lbs/ft	Max working load lbs	Material
11013002	PFX 820 K325	3.25	0.59	284	<b>PFX</b> Extra performance PBT
11013003	PFX 820 K330	3.30	0.60		
11013004	PFX 820 K350	3.50	0.61		
11013014	PFX 820 K400	4.00	0.64		
11013005	PFX 820 K450	4.50	0.67		
11013006	PFX 820 K600	6.00	0.82		
11013007	PFX 820 K750	7.50	0.96		
11012502	MPX 820 K325	3.25	0.59	365	<b>MPX</b> Lubricated Acetal
11012503	MPX 820 K330	3.30	0.60		
11012504	MPX 820 K350	3.50	0.61		
11012514	MPX 820 K400	4.00	0.64		
11012505	MPX 820 K450	4.50	0.67		
11012506	MPX 820 K600	6.00	0.82		
11012507	MPX 820 K750	7.50	0.96		
11011602	DKM 820 K325	3.25	0.59	365	<b>DKM</b> Aramide Reinforced Acetal
11011603	DKM 820 K330	3.30	0.60		
11011604	DKM 820 K350	3.50	0.61		
11011614	DKM 820 K400	4.00	0.64		
11011605	DKM 820 K450	4.50	0.67		
11011606	DKM 820 K600	6.00	0.82		
11011607	DKM 820 K750	7.50	0.96		
11011702	MWX 820 K325	3.25	0.59	365	<b>MWX</b> Polyamide Composite
11011703	MWX 820 K330	3.30	0.60		
11011704	MWX 820 K350	3.50	0.61		
11011714	MWX 820 K400	4.00	0.64		
11011705	MWX 820 K450	4.50	0.67		
11011706	MWX 820 K600	6.00	0.82		
11011707	MWX 820 K750	7.50	0.96		

## 820 V Straight running chain

Delivery: **Standard** On request

Pins: Stainless Steel | Backflex radius min.: 1.97 in



**IMPROVED DESIGN**

**-45%**

OPEN GAP

**+15%**

CONTACT SURFACE

10 feet  
80 links

86-87-96/110

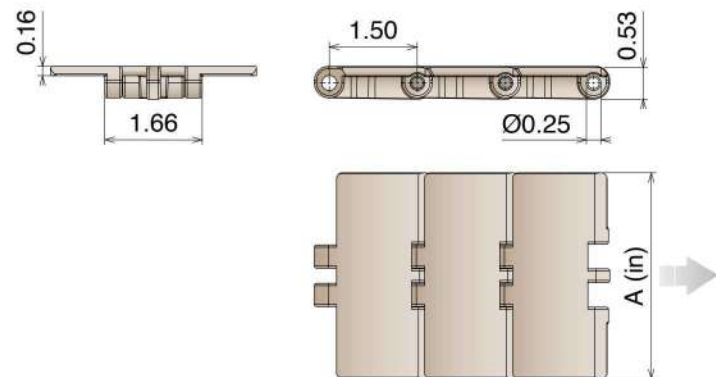
pg. 263->272

Article-Nr.	Ref.	A (Plate Width) in	Weight lbs/ft	Max working load lbs	Material
11550102	LF 820 V2 K325	3.25	0.59	365	LF Low friction Acetal
11550105	LF 820 V2 K450	4.50	0.67		

## 820 Plastic pin Straight running chain with plastic pin

Delivery: **Standard** On request

Pins: Reinforced acetal resin | Backflex radius min.: 1.97 in



**IMPROVED DESIGN**

**-45%**

OPEN GAP

**+15%**

CONTACT SURFACE

10 feet  
80 links

86-87-96/110

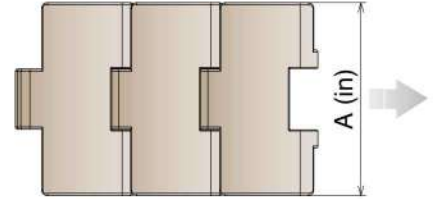
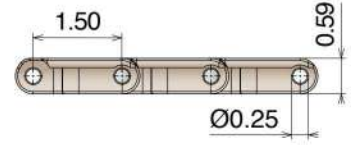
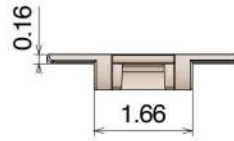

pg. 263->272

Article-Nr.	Ref.	A (Plate Width) in	Weight lbs/ft	Max working load lbs	Material
11630102	LF 820 K325	3.25	0.46	146	LF Low friction Acetal
11630105	LF 820 K450	4.50	0.54		

## 828 Straight running chain

Delivery: **Standard** On request

Pins: Stainless Steel | Backflex radius min.: 1.97 in



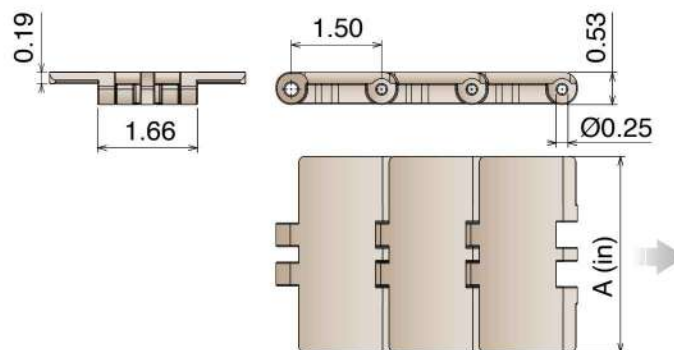
10 feet  
 pg. 90-91/110  
 pg. 263->272  
 80 links

Article-Nr.	Ref.	A (Plate Width) in	Weight lbs/ft	Max working load lbs	Material
11020102	LF 828 K325	3.25	0.72	522	LF Low friction Acetal
11020103	LF 828 K330	3.30	0.76		
11020302	MX 828 K325	3.25	0.72	418	MX Performance PBT
11020303	MX 828 K330	3.30	0.76		
11023002	PFX 828 K325	3.25	0.72	418	PFX Extra performance PBT
11023003	PFX 828 K330	3.30	0.76		
11022502	MPX 828 K325	3.25	0.72	522	MPX Lubricated Acetal
11022503	MPX 828 K330	3.30	0.76		

## 831 Straight running chain

Delivery: **Standard** On request

Pins: Stainless Steel | Backflex radius min.: 1.97 in



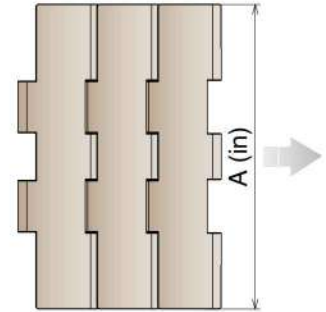
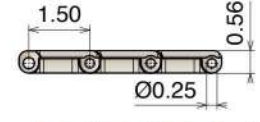
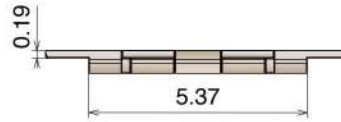
 10 feet  
 pg. 88-89/110  
 pg. 263->272  
 80 links

Article-Nr.	Ref.	A (Plate Width) in	Weight lbs/ft	Max working load lbs	Material
11030102	LF 831 K325	3.25	0.67	365	LF Low friction Acetal
11030105	LF 831 K450	4.50	0.86		
11030107	LF 831 K750	7.50	1.20		
11030302	MX 831 K325	3.25	0.67	284	MX Performance PBT
11030305	MX 831 K450	4.50	0.86		
11030307	MX 831 K750	7.50	1.20		

## 821 Straight running chain

Delivery: **Standard** On request

Pins: Stainless Steel | Backflex radius min.: 1.97 in

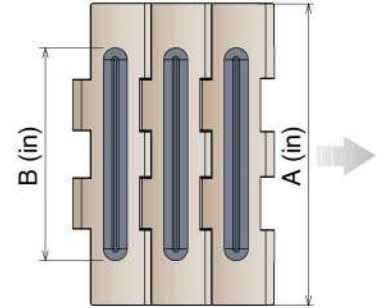
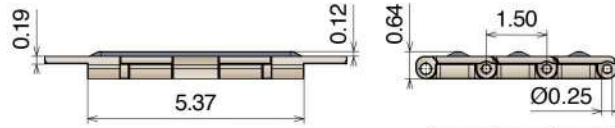


10 feet  
80 links  
pg. 84/111  
pg. 263->272

Article-Nr.	Ref.	A (Plate Width) in	Weight lbs/ft	Max working load lbs	Material
11040107	LF 821 K750	7.50	1.71	623	LF Low friction Acetal
11040108	LF 821 K1000	10.00	2.04		
11040109	LF 821 K1200	12.00	2.24		
11040307	MX 821 K750	7.50	1.71	495	MX Performance PBT
11040308	MX 821 K1000	10.00	2.04		
11040309	MX 821 K1200	12.00	2.24		
11042507	MPX 821 K750	7.50	1.71	623	MPX Lubricated Acetal
11042508	MPX 821 K1000	10.00	2.04		
11042509	MPX 821 K1200	12.00	2.24		

## 821 GT *Straight running chain*

Delivery: **Standard** **On request** | Pins: Stainless Steel | Backflex radius min.: 1.97 in | TPE Rubber: 50 ShA



5 feet | 40 links | pg. 84/111 | pg. 263->272

Article-Nr.	Ref.	A (Plate Width) in	B (Rubber Width) in	Weight lbs/ft	Max working load lbs	Material
11050107	LF 821 GT K750	7.50	5.28	1.71	623	LF Low friction Acetal
11050108	LF 821 GT K1000	10.00	7.56	2.04		
11050109	LF 821 GT K1200	12.00	9.92	2.24		
11050307	MX 821 GT K750	7.50	5.28	1.71	495	MX Performance PBT
11050308	MX 821 GT K1000	10.00	7.56	2.04		
11050309	MX 821 GT K1200	12.00	9.92	2.24		

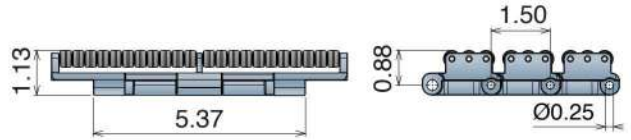
# 821 LBP

Plastic chains

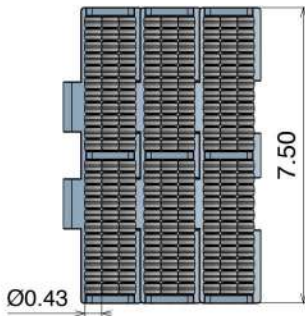
## 821 LBP Straight running chain

Delivery: **Standard** On request

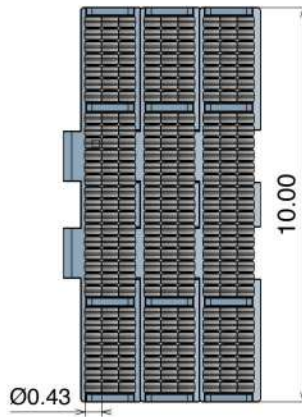
Pins: Stainless Steel | Backflex radius min.: 5.90 in



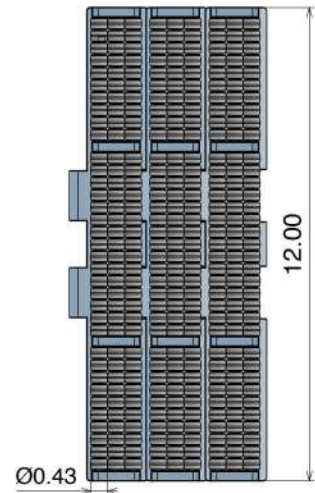
### K750



### K1000



### K1200

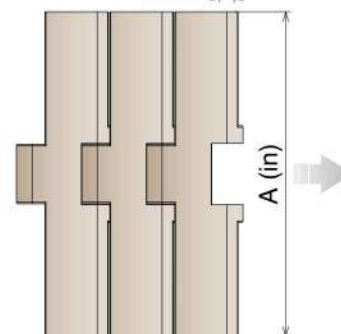
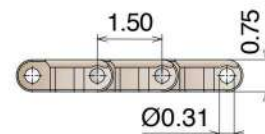
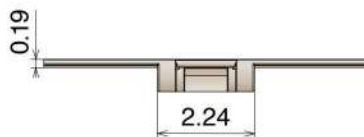



 5 feet  
 pg. 84/111  
 pg. 263->272

Article-Nr.	Ref.	Plate Width in	Weight lbs/ft	Max working load lbs	Material
11060107	LFA 821 LBP K750	7.50	3.82	623	LFA Low friction Acetal
11060108	LFA 821 LBP K1000	10.00	4.72		
11060109	LFA 821 LBP K1200	12.00	5.50		

## 8257 Straight running chain

Pins: Stainless Steel | Backflex radius min.: 1.97 in



10 feet  
 pg. 92-93/113  
 pg. 263->272  
 80 links

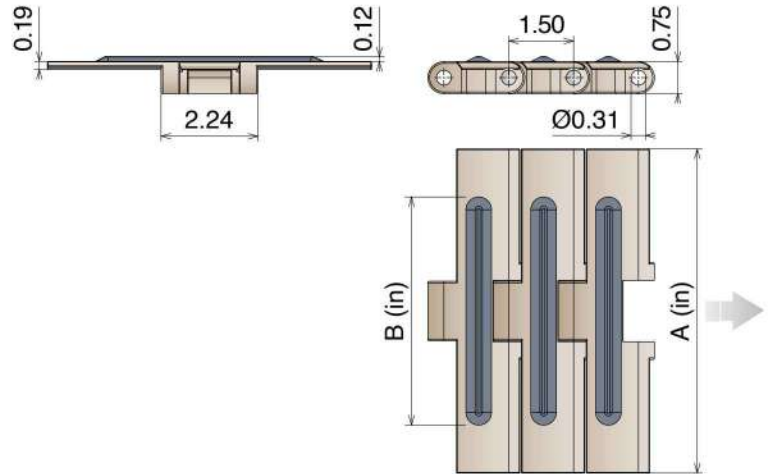

Article-Nr.	Ref.	A (Plate Width) in	Weight lbs/ft	Max working load lbs	Material
11070107	LF 8257 K750	7.50	1.71	861	LF Low friction Acetal
11070108	LF 8257 K1000	10.00	2.04		
11070109	LF 8257 K1200	12.00	2.24		
11070307	MX 8257 K750	7.50	1.71	685	MX Performance PBT
11070308	MX 8257 K1000	10.00	2.04		
11070309	MX 8257 K1200	12.00	2.24		

# 8257 GT

Plastic chains

## 8257 GT *Straight running chain*

Pins: Stainless Steel | Backflex radius min.: 1.97 in | TPE Rubber: 50 ShA



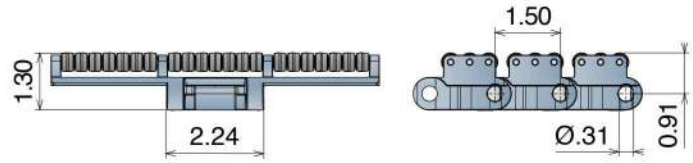

5 feet  
 40 links  
 pg. 92-93/113  
 pg. 263->272

Article-Nr.	Ref.	A (Plate Width) in	B (Rubber Width) in	Weight lbs/ft	Max working load lbs	Material
11080107	LF 8257 GT K750	7.50	5.28	1.51	861	LF Low friction Acetal
11080108	LF 8257 GT K1000	10.00	7.56	1.74		
11080109	LF 8257 GT K1200	12.00	9.92	1.98		

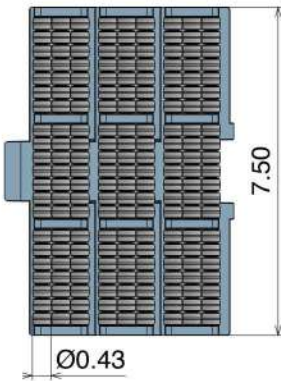
## 8257 LBP Straight running chain

Delivery: **Standard** On request

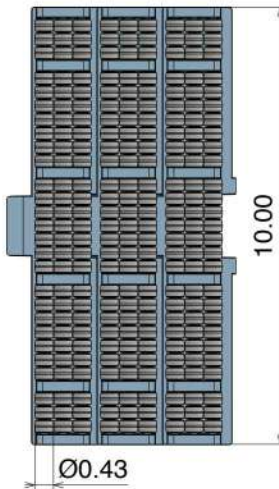
Pins: Stainless Steel | Backflex radius min.: 7.87 in



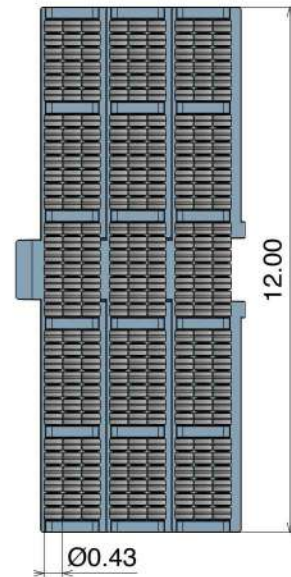
**K750**



**K1000**



**K1200**



5 feet  
 40 links  
 pg. 92-93/113  
 pg. 263->272

Article-Nr.	Ref.	A (Plate Width) in	Weight lbs/ft	Max working load lbs	Material
11090107	LFA 8257 LBP K750	7.50	3.80	861	LFA Low friction Acetal
11090108	LFA 8257 LBP K1000	10.00	4.79		
11090109	LFA 8257 LBP K1200	12.00	5.39		

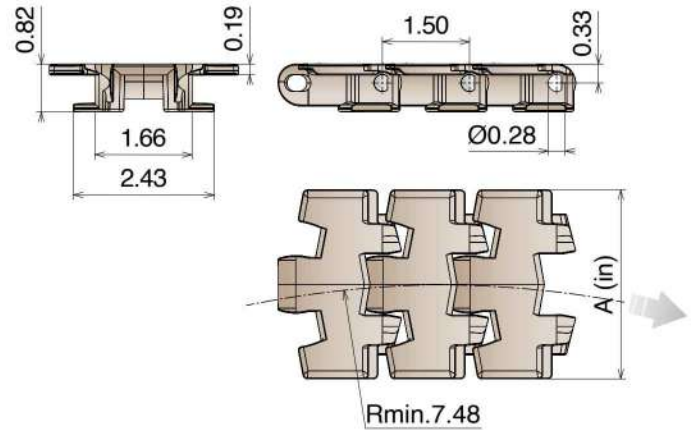

# 878 TAB

Plastic chains

## 878 TAB Sideflexing chain

Delivery: **Standard** On request

Pins: Stainless Steel | Backflex radius min.: 1.97 in



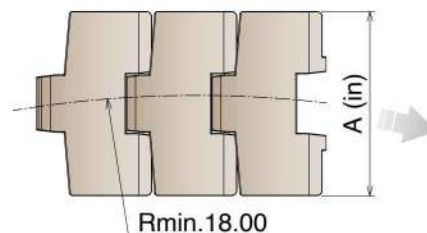
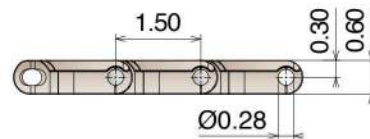
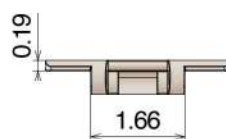
### TAB SYSTEM

10 feet | 80 links | pg. 90-91 | pg. 105-106 | pg. 263->272

Article-Nr.	Ref.	A (Plate Width) in	Weight lbs/ft	Max working load lbs	Material
11190102	LF 878 TAB K325	3.25	0.71	495	LF Low friction Acetal
11190105	LF 878 TAB K450	4.50	0.79		
11190302	MX 878 TAB K325	3.25	0.71	395	MX Performance PBT
11190305	MX 878 TAB K450	4.50	0.79		
11191602	DKM 878 TAB K325	3.25	0.71	495	DKM Aramide Reinforced Acetal
11191605	DKM 878 TAB K450	4.50	0.79		

## 879 M Sideflexing chain

Pins: Ferritic Stainless Steel | Backflex radius min.: 1.97 in



**MAGNETIC SYSTEM**

10 feet  
80 links

pg. 90-91/110

pg. 263->272

Article-Nr.	Ref.	A (Plate Width) in	R in	Weight lbs/ft	Max working load lbs	Material
11240102	LF 879 M K325	3.25	18.00	0.70	495	LF Low friction Acetal
11240105	LF 879 M K450	4.50	18.00	0.77		
11240302	MX 879 M K325	3.25	18.00	0.70	395	MX Performance PBT
11240305	MX 879 M K450	4.50	18.00	0.77		

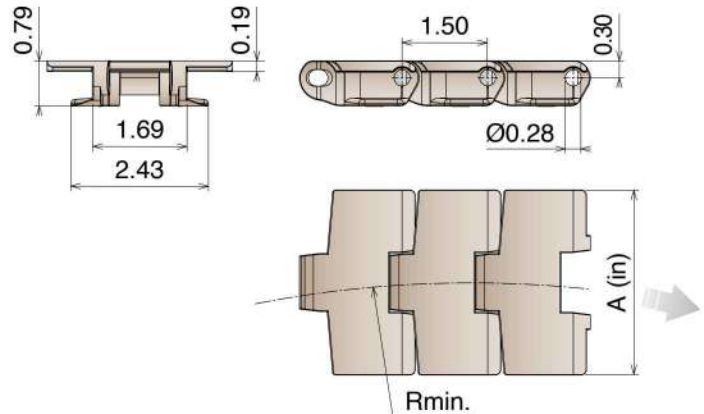

# 879 TAB

Plastic chains

## 879 TAB Sideflexing chain

Delivery: **Standard** On request

Pins: Stainless Steel | Backflex radius min.: 1.97 in



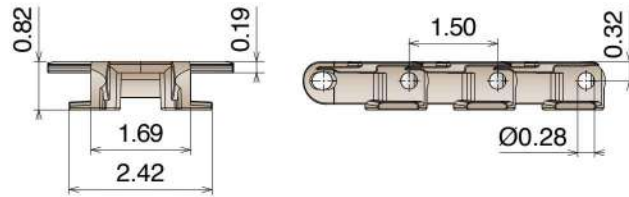
### TAB SYSTEM

10 feet  
 80 links  
 pg. 90-91/110  
 pg. 263->272

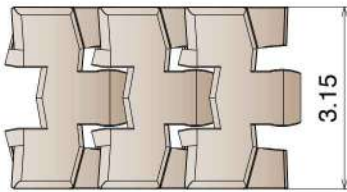
Article-Nr.	Ref.	A (Plate Width) in	R in	Weight lbs/ft	Max working load lbs	Material
11250102	LF 879 TAB K325	3.25	18.00	0.68	495	LF Low friction Acetal
11250105	LF 879 TAB K450	4.50	24.00	0.76		
11250302	MX 879 TAB K325	3.25	18.00	0.68	395	MX Performance PBT
11250305	MX 879 TAB K450	4.50	24.00	0.76		
11252502	MPX 879 TAB K325	3.25	18.00	0.68	495	MPX Lubricated Acetal
11252505	MPX 879 TAB K450	4.50	24.00	0.76		
11251702	MWX 879 TAB K325	3.25	18.00	0.68	495	MWX Polyamide Composite
11251705	MWX 879 TAB K450	4.50	24.00	0.76		

## 888 TAB Sideflexing chain

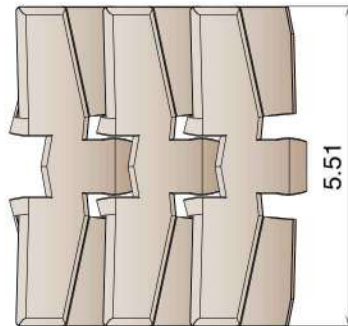
Pins: Stainless Steel | Backflex radius min.: 5.90 in



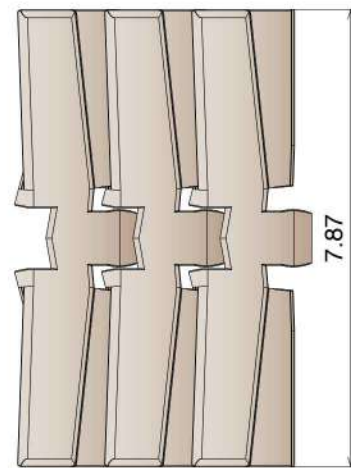
**W80**



**W140**



**W200**



**TAB SYSTEM**



10 feet

80 links



pg. 90-91



pg. 105-106



pg. 263->272

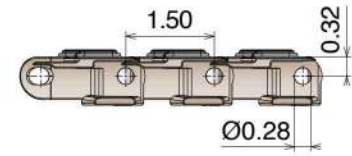
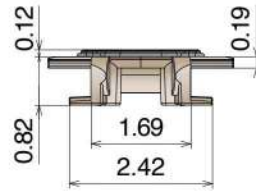
Article-Nr.	Ref.	Plate Width in	R in	Weight lbs/ft	Max working load lbs	Material
11700119	LF 888 TAB W80	3.15	7.87	0.70	495	LF Low friction Acetal
11700120	LF 888 TAB W140	5.51	19.68	0.88		
11700121	LF 888 TAB W200	7.87	19.68	1.08		

# 888 TAB GT

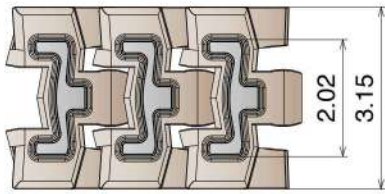
Plastic chains

## 888 TAB GT *Sideflexing chain*

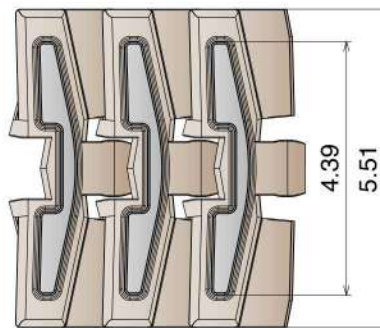
Pins: Stainless Steel | Backflex radius min.: 5.90 in | TPE Rubber: 75 ShA



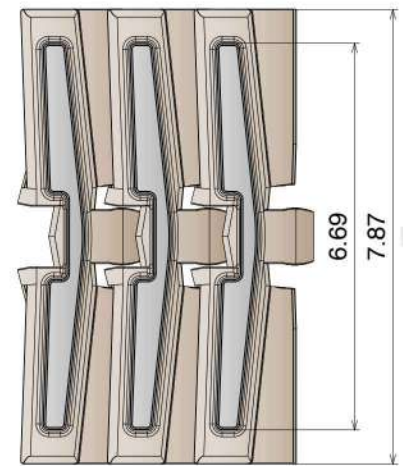
**W80**



**W140**



**W200**



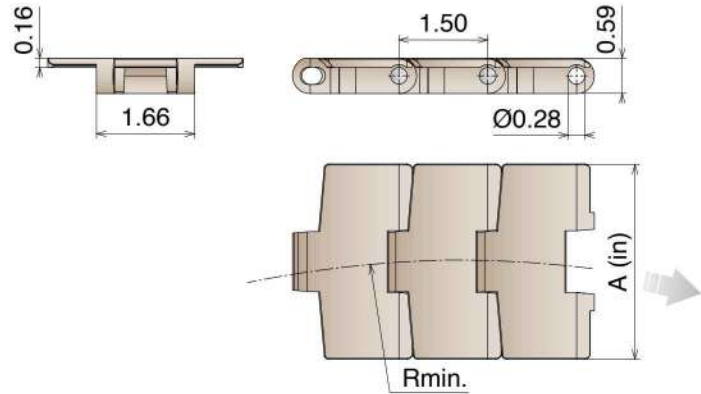
**TAB SYSTEM**

10 feet			
80 links	pg. 90-91	pg. 105-106	pg. 263->272

Article-Nr.	Ref.	Plate Width in	R in	Weight lbs/ft	Max working load lbs	Material
11710119	LF 888 TAB GT W80	3.15	7.87	0.77	495	LF Low friction Acetal
11710120	LF 888 TAB GT W140	5.51	19.68	0.95		
11710121	LF 888 TAB GT W200	7.87	19.68	1.17		

## 880 M Sideflexing chain

Pins: Ferritic Stainless Steel | Backflex radius min.: 1.97 in



**MAGNETIC SYSTEM**

10 feet  
80 links  
pg. 90-91/110  
pg. 263->272

Article-Nr.	Ref.	A (Plate Width) in	R in	Weight lbs/ft	Max working load lbs	Material
11100102	LF 880 M K325	3.25	18.00	0.70	495	LF Low friction Acetal
11100103	LF 880 M K330	3.30	18.00	0.73		
11100105	LF 880 M K450	4.50	18.00	0.77		
11100302	MX 880 M K325	3.25	18.00	0.70	395	MX Performance PBT
11100303	MX 880 M K330	3.30	18.00	0.73		
11100305	MX 880 M K450	4.50	18.00	0.77		
11103002	PFX 880 M K325	3.25	18.00	0.70	395	PFX Extra performance PBT
11103003	PFX 880 M K330	3.30	18.00	0.73		
11103005	PFX 880 M K450	4.50	18.00	0.77		
11102502	MPX 880 M K325	3.25	18.00	0.70	495	MPX Lubricated Acetal
11102503	MPX 880 M K330	3.30	18.00	0.73		
11102505	MPX 880 M K450	4.50	18.00	0.77		
11101702	MWX 880 M K325	3.25	18.00	0.70	495	MWX Polyamide Composite
11101703	MWX 880 M K330	3.30	18.00	0.73		
11101705	MWX 880 M K450	4.50	18.00	0.77		

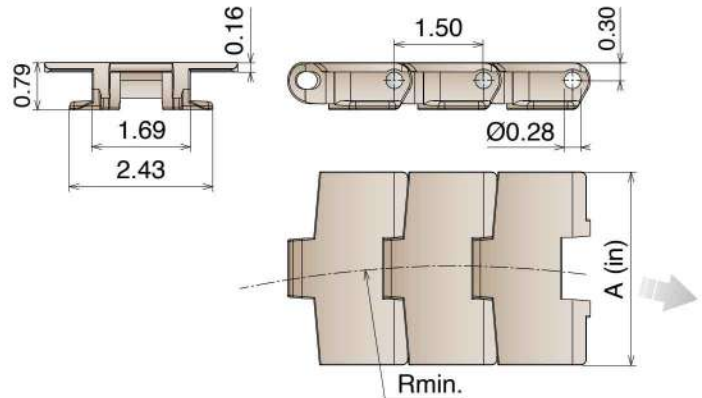

# 880 TAB

Plastic chains

## 880 TAB Sideflexing chain

Delivery: **Standard** On request

Pins: Stainless Steel | Backflex radius min.: 1.57 in



### TAB SYSTEM

10 feet  
80 links

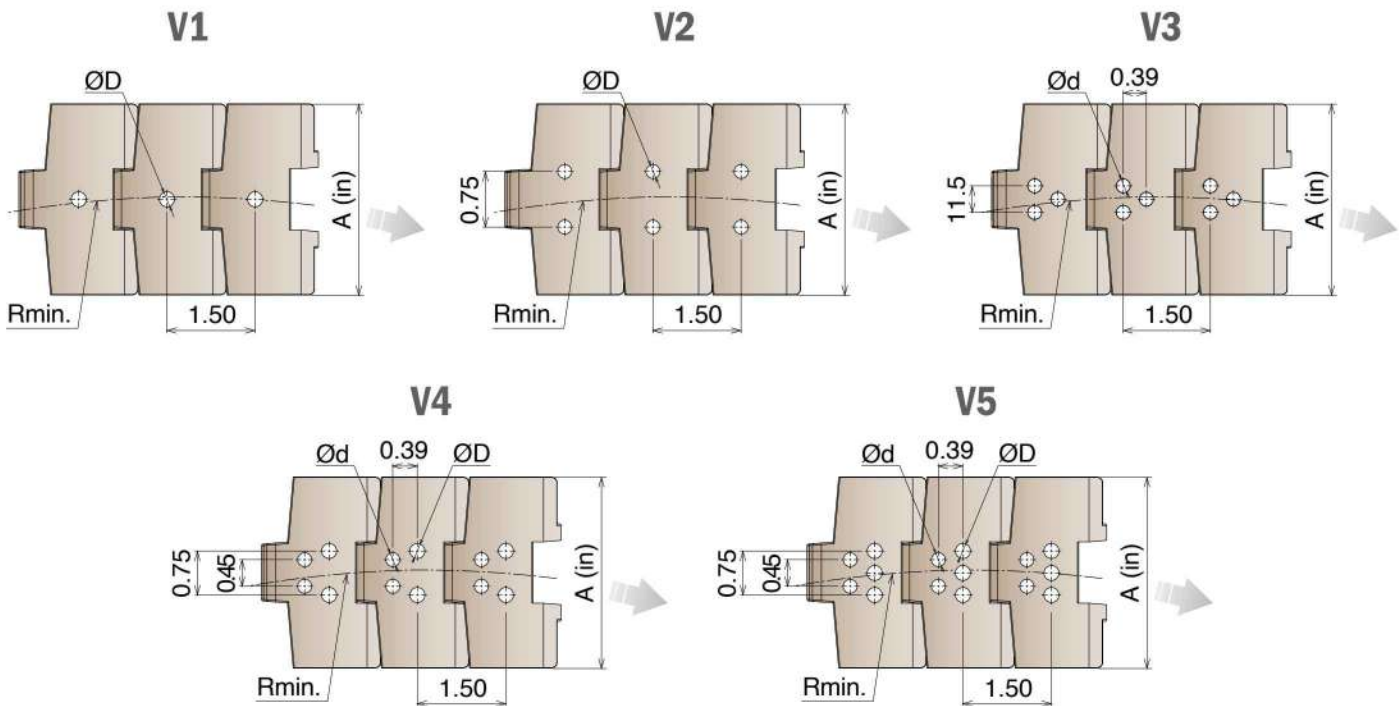
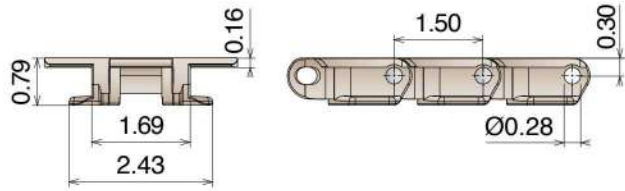
pg. 90-91

pg. 263->272

Article-Nr.	Ref.	A (Plate Width) in	R in	Weight lbs/ft	Max working load lbs	Material
11110102	LF 880 TAB K325	3.25	18.00	0.68	495	LF Low friction Acetal
11110103	LF 880 TAB K330	3.30	18.00	0.69		
11110105	LF 880 TAB K450	4.50	18.00	0.73		
11110302	MX 880 TAB K325	3.25	18.00	0.68	395	MX Performance PBT
11110303	MX 880 TAB K330	3.30	18.00	0.69		
11110305	MX 880 TAB K450	4.50	18.00	0.73		
11113002	PFX 880 TAB K325	3.25	18.00	0.68	395	PFX Extra performance PBT
11113003	PFX 880 TAB K330	3.30	18.00	0.69		
11113005	PFX 880 TAB K450	4.50	18.00	0.73		
11112502	MPX 880 TAB K325	3.25	18.00	0.68	495	MPX Lubricated Acetal
11112503	MPX 880 TAB K330	3.30	18.00	0.69		
11112505	MPX 880 TAB K450	4.50	18.00	0.73		
11111602	DKM 880 TAB K325	3.25	18.00	0.68	495	DKM Aramide Reinforced Acetal
11111603	DKM 880 TAB K330	3.30	18.00	0.69		
11111605	DKM 880 TAB K450	4.50	18.00	0.73		
11111702	MWX 880 TAB K325	3.25	18.00	0.68	495	MWX Polyamide Composite
11111703	MWX 880 TAB K330	3.30	18.00	0.69		
11111705	MWX 880 TAB K450	4.50	18.00	0.73		

## 880 V TAB Sideflexing chain

Pins: Stainless Steel | Backflex radius min.: 1.57 in



**TAB SYSTEM**

- 10 feet
- 80 links
- pg. 90-91
- pg. 263->272

Article-Nr.	Ref.	A (Plate Width) in	R in	Weight lbs/ft	ØD in	Ød in	Max working load lbs	Material
11560102	LF 880 V1 K325	3.25	18.00	0.68	0.26	0.24	495	LF Low friction Acetal
11570102	LF 880 V2 K325	3.25	18.00	0.68				
11580102	LF 880 V3 K325	3.25	18.00	0.68				
11560102-V4	LF 880 V4 K325	3.25	18.00	0.68				
11560102-V5	LF 880 V5 K325	3.25	18.00	0.68				
11570105	LF 880 V2 K450	4.50	18.00	0.73				

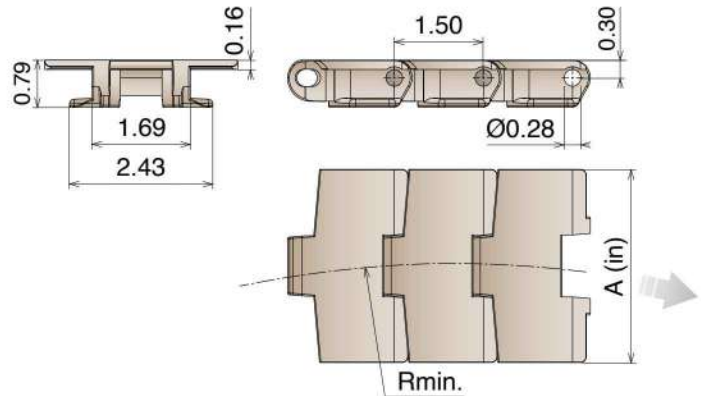

# 880 TAB Plastic pin-880 TAB BO

Plastic chains

## 880 TAB Plastic pin

Sideflexing chain with plastic pin

Pins: Reinforced acetal resin | Backflex radius min.: 1.57 in



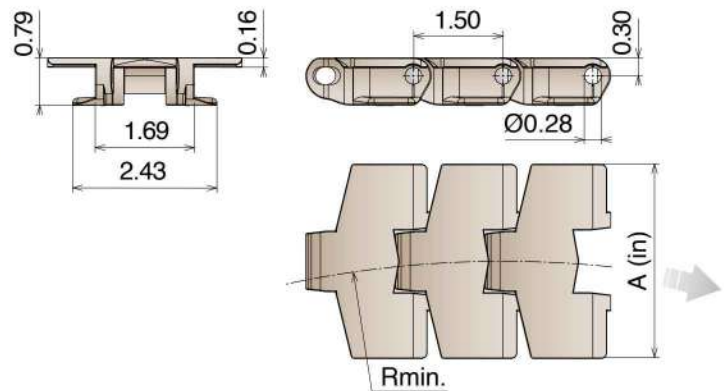
**TAB SYSTEM**

- 10 feet
- 80 links
- pg. 90-91
- pg. 263->272

Article-Nr.	Ref.	A (Plate Width) in	R in	Weight lbs/ft	Max working load lbs	Material
11660102	LF 880 TAB K325	3.25	18.00	0.55	125	LF
11660105	LF 880 TAB K450	4.50	18.00	0.59		Low friction Acetal

## 880 TAB BO Sideflexing chain

Pins: Stainless Steel | Backflex radius min.: 1.57 in



**TAB SYSTEM**

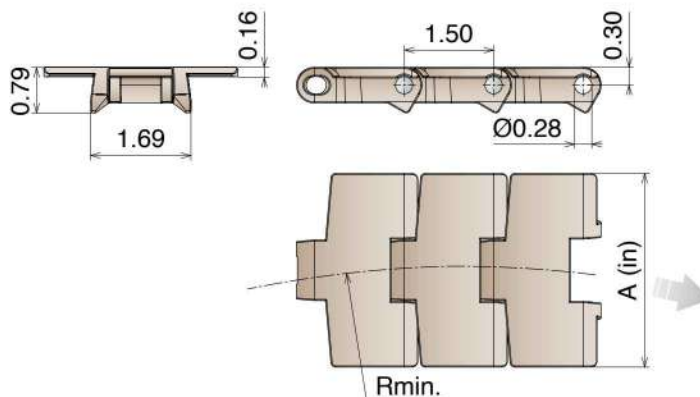
- 10 feet
- 80 links
- pg. 90-91
- pg. 263->272

Article-Nr.	Ref.	A (Plate Width) in	R in	Weight lbs/ft	Max working load lbs	Material
11260102	LF 880 TAB BO K325	3.25	7.48	0.64	378	LF
11260105	LF 880 TAB BO K450	4.50	7.48	0.74		Low friction Acetal
11260302	MX 880 TAB BO K325	3.25	7.48	0.64	305	MX
11260305	MX 880 TAB BO K450	4.50	7.48	0.74		Performance PBT

## 880 B Sideflexing chain

Delivery: **Standard** On request

Pins: Stainless Steel | Backflex radius min.: 1.57 in



**BEVEL SYSTEM**



80 links



pg. 90-91

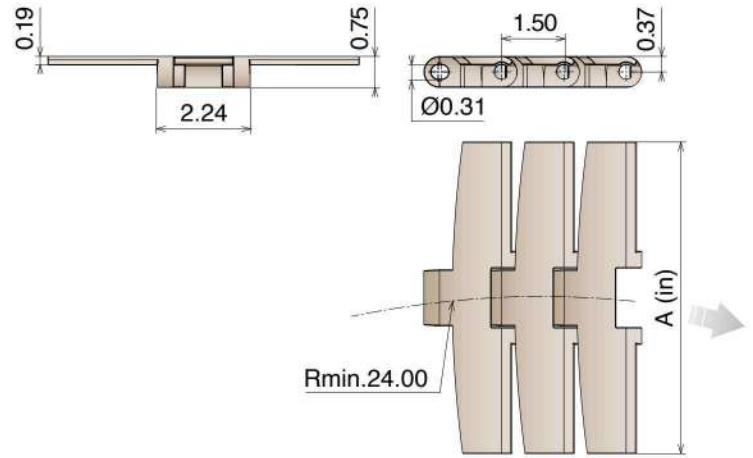



pg. 263->272

Article-Nr.	Ref.	A (Plate Width) in	R in	Weight lbs/ft	Max working load lbs	Material
11120102	LF 880 B K325	3.25	18.00	0.60	495	LF Low friction Acetal
11120104	LF 880 B K350	3.50	18.00	0.62		
11120105	LF 880 B K450	4.50	18.00	0.70		
11120302	MX 880 B K325	3.25	18.00	0.60	395	MX Performance PBT
11120304	MX 880 B K350	3.50	18.00	0.62		
11120305	MX 880 B K450	4.50	18.00	0.70		

## 882 M Sideflexing chain

Pins: Ferritic Stainless Steel | Backflex radius min.: 1.97 in



**MAGNETIC SYSTEM**



10 feet

80 links



pg. 92-93/113

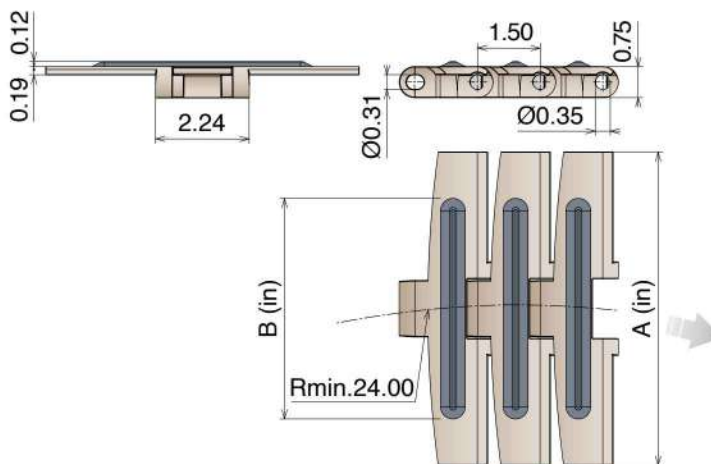



pg. 263->272

Article-Nr.	Ref.	A (Plate Width) in	Weight lbs/ft	Max working load lbs	Material
11130107	LF 882 M K750	7.50	1.43	861	LF Low friction Acetal
11130108	LF 882 M K1000	10.00	1.64		
11130109	LF 882 M K1200	12.00	1.79		
11130307	MX 882 M K750	7.50	1.43	685	MX Performance PBT
11130308	MX 882 M K1000	10.00	1.64		
11130309	MX 882 M K1200	12.00	1.79		

## 882 M GT Sideflexing chain

Pins: Ferritic Stainless Steel | Backflex radius min.: 1.97 in | TPE Rubber: 50 ShA



**MAGNETIC SYSTEM**



5 feet



pg. 92-93/113



pg. 263->272

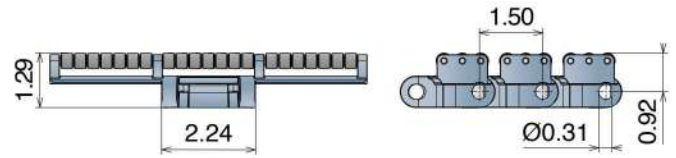
Article-Nr.	Ref.	A (Plate Width) in	B (Rubber Width) in	Weight lbs/ft	Max working load lbs	Material
11150107	LF 882 M GT K750	7.50	5.27	1.41	861	LF Low friction Acetal
11150108	LF 882 M GT K1000	10.00	7.75	1.64		
11150109	LF 882 M GT K1200	12.00	9.80	1.83		

# 882 M LBP

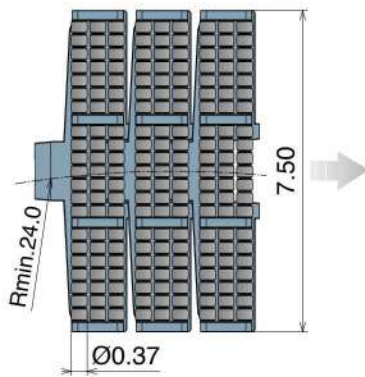
Plastic chains

## 882 M LBP Sideflexing chain

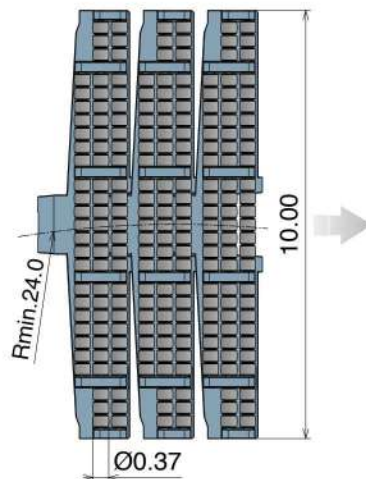
Pins: Ferritic Stainless Steel | Backflex radius min.: 5.90 in



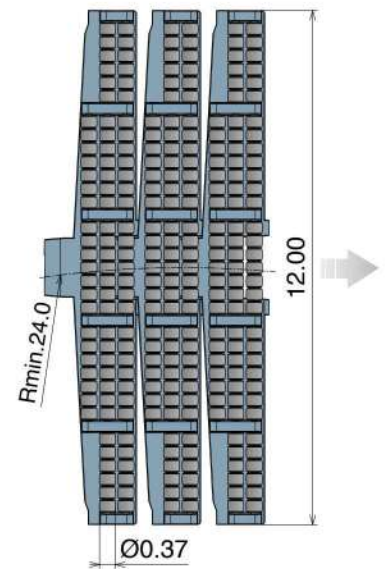
**K750**



**K1000**



**K1200**



**MAGNETIC SYSTEM**

5 feet  
40 links

pg. 92-93/113

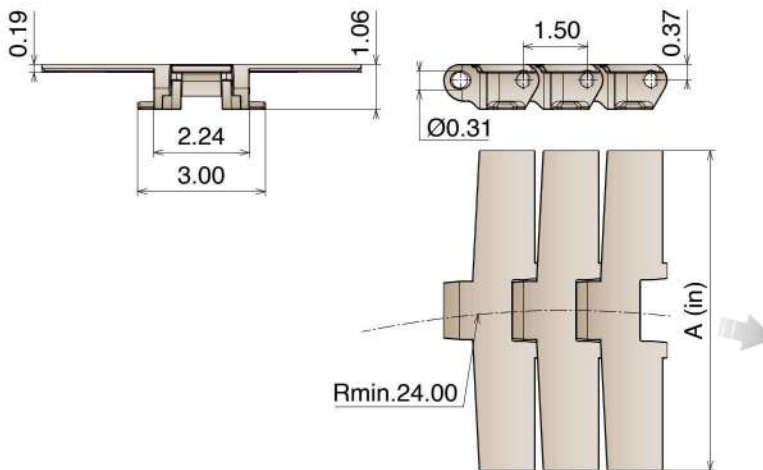
pg. 263->272

Article-Nr.	Ref.	A (Plate Width) in	Weight lbs/ft	Max working load lbs	Material
11170107	LFA 882 M LBP K750	7.50	2.63	861	LFA Low friction Acetal
11170108	LFA 882 M LBP K1000	10.00	3.31		
11170109	LFA 882 M LBP K1200	12.00	3.90		

## 882 TAB Sideflexing chain

Delivery: **Standard** On request

Pins: Stainless Steel | Backflex radius min.: 1.57 in



### TAB SYSTEM



10 feet



pg. 92-93/113



pg. 263->272

80 links

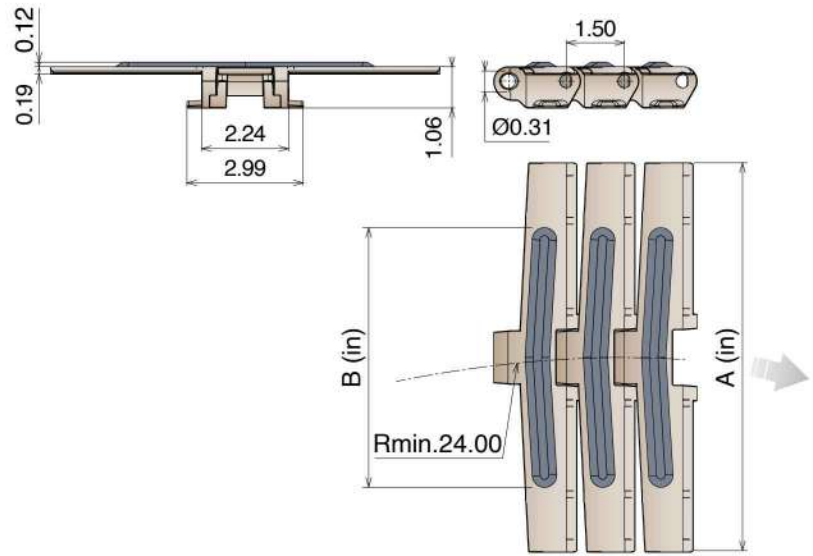
Article-Nr.	Ref.	A (Plate Width) in	Weight lbs/ft	Max working load lbs	Material
11140105	LF 882 TAB K450	4.50	1.37	861	LF Low friction Acetal
11140106	LF 882 TAB K600	6.00	1.48		
11140107	LF 882 TAB K750	7.50	1.64		
11140108	LF 882 TAB K1000	10.00	1.91		
11140109	LF 882 TAB K1200	12.00	2.28		
11140305	MX 882 TAB K450	4.50	1.37	685	MX Performance PBT
11140306	MX 882 TAB K600	6.00	1.48		
11140307	MX 882 TAB K750	7.50	1.64		
11140308	MX 882 TAB K1000	10.00	1.91		
11140309	MX 882 TAB K1200	12.00	2.28		
11142505	MPX 882 TAB K450	4.50	1.37	861	MPX Lubricated Acetal
11142506	MPX 882 TAB K600	6.00	1.48		
11142507	MPX 882 TAB K750	7.50	1.64		
11142508	MPX 882 TAB K1000	10.00	1.91		
11142509	MPX 882 TAB K1200	12.00	2.28		
11141705	MWX 882 TAB K450	4.50	1.37	861	MWX Polyamide Composite
11141706	MWX 882 TAB K600	6.00	1.48		
11141707	MWX 882 TAB K750	7.50	1.64		
11141708	MWX 882 TAB K1000	10.00	1.91		
11141709	MWX 882 TAB K1200	12.00	2.28		

# 882 TAB GT

Plastic chains

## 882 TAB GT *Sideflexing chain*

Delivery: **Standard** On request Pins: Stainless Steel | Backflex radius min.: 1.57 in | TPE Rubber: 50 ShA



### TAB SYSTEM

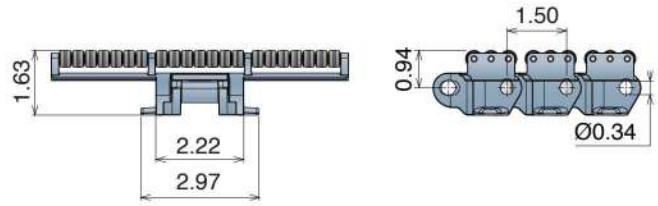
5 feet  
40 links  
pg. 92-93/113  
pg. 263->272

Article-Nr.	Ref.	A (Plate Width) in	B (Rubber Width) in	Weight lbs/ft	Max working load lbs	Material
11160107	LF 882 TAB GT K750	7.50	5.28	1.56	861	LF Low friction Acetal
11160108	LF 882 TAB GT K1000	10.00	7.75	1.79		
11160109	LF 882 TAB GT K1200	12.00	9.80	1.96		
11160307	MX 882 TAB GT K750	7.50	5.28	1.56	685	MX Performance PBT
11160308	MX 882 TAB GT K1000	10.00	7.75	1.79		
11160309	MX 882 TAB GT K1200	12.00	9.80	1.96		

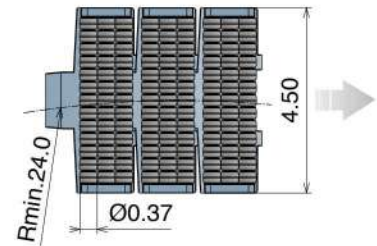
## 882 TAB LBP *Sideflexing chain*

Delivery: **Standard** On request

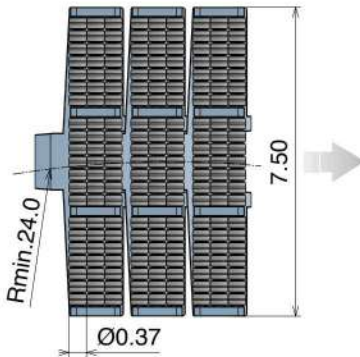
Pins: Stainless Steel | Backflex radius min.: 5.90 in



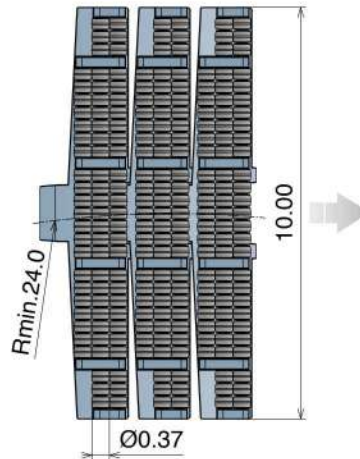
### K450



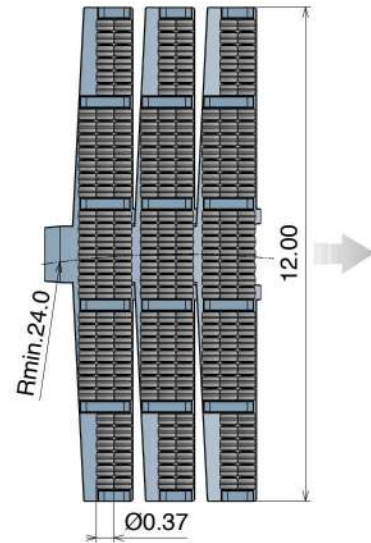
### K750



### K1000



### K1200



#### TAB SYSTEM

5 feet  
40 links


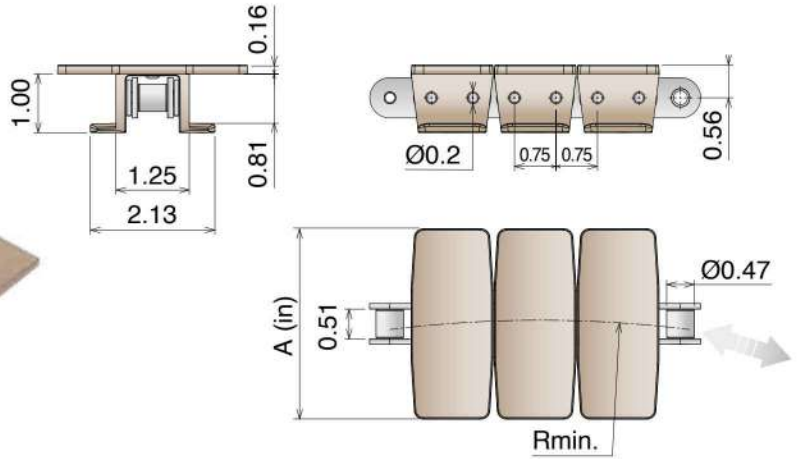
pg. 92-93/113

pg. 263->272

Article-Nr.	Ref.	Plate Width in	Weight lbs/ft	Max working load lbs	Material
11180105	LFA 882 TAB LBP K450	4.50	2.69	861	LFA Low friction Acetal
11180107	LFA 882 TAB LBP K750	7.50	3.15		
11180108	LFA 882 TAB LBP K1000	10.00	3.99		
11180109	LFA 882 TAB LBP K1200	12.00	4.39		

## 1873 Sideflexing chain

The stainless steel version is supplied with LONG-LIFE SS roller chain. | Backflex radius min.: 8.27 in



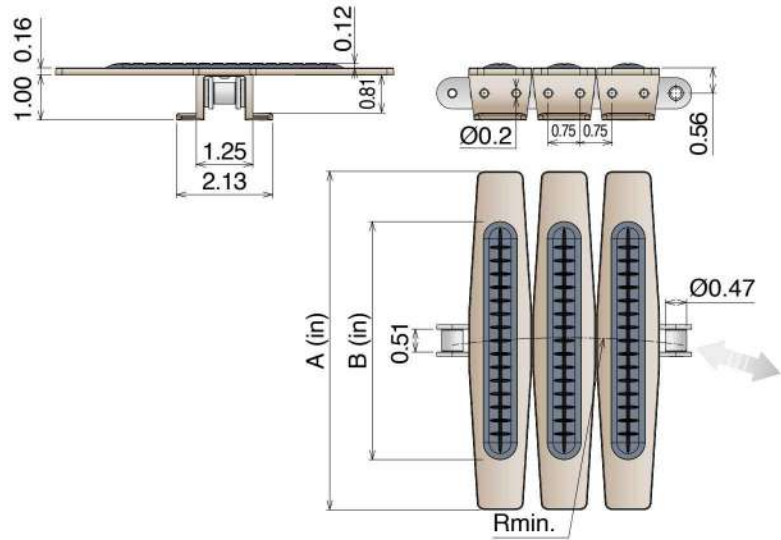
**TAB SYSTEM**

Standard length roller chain: 160 Pitches

Article-Nr.	Chain	Ref.	A (Plate Width) in	R in	Weight lbs/ft	Max working load lbs	Backflex radius min. in	Material
11590102	C45	LF 1873 TAB K325	3.25	14.00	1.41	1010	8.27	LF Low friction Acetal
11600102	Stainless Steel		3.25	14.00	1.41	787		
11590105	C45	LF 1873 TAB K450	4.50	14.00	1.54	1010		
11600105	Stainless Steel		4.50	14.00	1.54	787		
11590106	C45	LF 1873 TAB K600	6.00	18.00	1.61	1010		
11600106	Stainless Steel		6.00	18.00	1.61	787		
11590107	C45	LF 1873 TAB K750	7.50	18.00	1.75	1010		
11600107	Stainless Steel		7.50	18.00	1.75	787		
11590108	C45	LF 1873 TAB K1000	10.00	18.00	1.88	1010		
11600108	Stainless Steel		10.00	18.00	1.88	787		
11590109	C45	LF 1873 TAB K1200	12.00	18.00	2.01	1010		
11600109	Stainless Steel		12.00	18.00	2.01	787		
11590302	C45	MX 1873 TAB K325	3.25	14.00	1.41	1010	8.27	MX Performance PBT
11600302	Stainless Steel		3.25	14.00	1.41	787		
11590305	C45	MX 1873 TAB K450	4.50	14.00	1.54	1010		
11600305	Stainless Steel		4.50	14.00	1.54	787		
11590306	C45	MX 1873 TAB K600	6.00	18.00	1.61	1010		
11600306	Stainless Steel		6.00	18.00	1.61	787		
11590307	C45	MX 1873 TAB K750	7.50	18.00	1.75	1010		
11600307	Stainless Steel		7.50	18.00	1.75	787		
11590308	C45	MX 1873 TAB K1000	10.00	18.00	1.88	1010		
11600308	Stainless Steel		10.00	18.00	1.88	787		
11590309	C45	MX 1873 TAB K1200	12.00	18.00	2.01	1010		
11600309	Stainless Steel		12.00	18.00	2.01	787		

## 1873 GT Sideflexing chain

The stainless steel version is supplied with LONG-LIFE SS roller chain. | TPE Rubber: 75 ShA | Backflex radius min.: 8.27 in



Standard length roller chain: 160 Pitches

**TAB SYSTEM**

10 feet  
80 flights

**SPROCKET**  
ASA 60  
Standard on market

pg. 263->272

Article-Nr.	Chain	Ref.	A (Plate Width) in	B (Rubber Width) in	Weight lbs/ft	Max working load lbs	Sideflex radius min. in	Material
11610107	C45	<b>LF 1873 GT TAB K750</b>	7.50	5.27	1.75	1010	18.00	LF Low friction Acetal
11620107	Stainless Steel		7.50	5.27	1.75	787		
11610108	C45	<b>LF 1873 GT TAB K1000</b>	10.00	7.56	1.88	1010		
11620108	Stainless Steel		10.00	7.50	1.88	787		
11610109	C45	<b>LF 1873 GT TAB K1200</b>	12.00	9.92	2.01	1010		
11620109	Stainless Steel		12.00	9.92	2.01	787		

# 1873 GRIPPER GS1

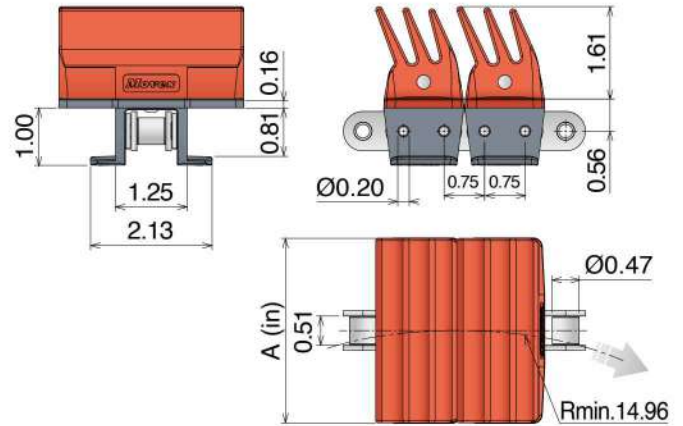
Plastic chains

## 1873 GRIPPER GS1

Sideflexing chain

Backflex radius min.: 15.75 in

Delivery: **Standard** On request *The stainless steel version is supplied with LONG-LIFE SS roller chain.*



Standard length roller chain: 160 Pitches

**TAB SYSTEM**



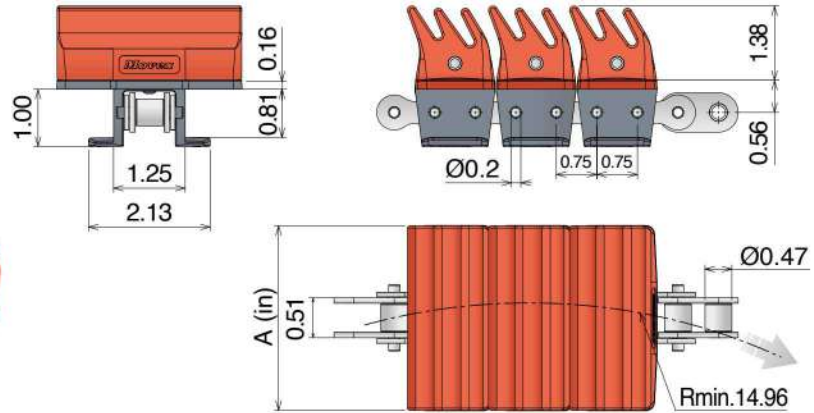
Article-Nr.	Chain	Ref.	A (Width) in	Max working load lbs	Weight lbs/ft	Rubber	Material
11200102	C45	1873 TAB K325 GR	3.25	1010	2.92	Material: TPR Color: Red	<b>LFD</b> Low friction Acetal
11200105		1873 TAB K450 GR	4.50				
11200202	Nickel Plated Steel	1873 NP TAB K325 GR	3.25	1010	2.92		
11200205		1873 NP TAB K450 GR	4.50				
11200302	Stainless Steel	1873 SS TAB K325 GR	3.25	787	2.92		
11200305		1873 SS TAB K450 GR	4.50				
11320102	C45	1873 TAB K325 GR	3.25	1010	2.92	Material: TPR Color: Red	<b>MX</b> Performance PBT
11320105		1873 TAB K450 GR	4.50				
11320202	Nickel Plated Steel	1873 NP TAB K325 GR	3.25	1010	2.92		
11320205		1873 NP TAB K450 GR	4.50				
11320302	Stainless Steel	1873 SS TAB K325 GR	3.25	787	2.92		
11320305		1873 SS TAB K450 GR	4.50				
11210102	C45	1873 TAB K325 GR	3.25	1010	2.92	Material: EPDM-PP Color: Black	<b>PP</b> Polypropylene
11210105		1873 TAB K450 GR	4.50				
11210202	Nickel Plated Steel	1873 NP TAB K325 GR	3.25	1010	2.92		
11210205		1873 NP TAB K450 GR	4.50				
11210302	Stainless Steel	1873 SS TAB K325 GR	3.25	787	2.92		
11210305		1873 SS TAB K450 GR	4.50				
11330102	C45	1873 TAB K325 GR	3.25	1010	2.92	Material: TPR Color: Red	<b>MWX</b> Polyamide Composite
11330105		1873 TAB K450 GR	4.50				
11330202	Nickel Plated Steel	1873 NP TAB K325 GR	3.25	1010	2.92		
11330205		1873 NP TAB K450 GR	4.50				
11330302	Stainless Steel	1873 SS TAB K325 GR	3.25	787	2.92		
11330305		1873 SS TAB K450 GR	4.50				

## 1873 GRIPPER GS2

Sideflexing chain

Backflex radius min.: 5.90 in

Delivery: **Standard** On request *The stainless steel version is supplied with LONG-LIFE SS roller chain.*



**TAB SYSTEM**



Standard length roller chain: 160 Pitches

Article-Nr.	Chain	Ref.	A (Width) in	Max working load lbs	Weight lbs/ft	Rubber	Material
11280102	C45	1873 TAB K325 GR	3.25	1010	2.92	Material: TPR Color: Red	<b>LFD</b> Low friction Acetal
11280105		1873 TAB K450 GR	4.50				
11280202	Nickel Plated Steel	1873 NP TAB K325 GR	3.25	1010	2.92		
11280205		1873 NP TAB K450 GR	4.50				
11280302	Stainless Steel	1873 SS TAB K325 GR	3.25	787	2.92		
11280305		1873 SS TAB K450 GR	4.50				
11340102	C45	1873 TAB K325 GR	3.25	1010	2.92	Material: TPR Color: Red	<b>MX</b> Performance PBT
11340105		1873 TAB K450 GR	4.50				
11340202	Nickel Plated Steel	1873 NP TAB K325 GR	3.25	1010	2.92		
11340205		1873 NP TAB K450 GR	4.50				
11340302	Stainless Steel	1873 SS TAB K325 GR	3.25	787	2.92		
11340305		1873 SS TAB K450 GR	4.50				
11290102	C45	1873 TAB K325 GR	3.25	1010	2.92	Material: EPDM-PP Color: Black	<b>PP</b> Polypropylene
11290105		1873 TAB K450 GR	4.50				
11290202	Nickel Plated Steel	1873 NP TAB K325 GR	3.25	1010	2.92		
11290205		1873 NP TAB K450 GR	4.50				
11290302	Stainless Steel	1873 SS TAB K325 GR	3.25	787	2.92		
11290305		1873 SS TAB K450 GR	4.50				
11350102	C45	1873 TAB K325 GR	3.25	1010	2.92	Material: TPR Color: Red	<b>MWX</b> Polyamide Composite
11350105		1873 TAB K450 GR	4.50				
11350202	Nickel Plated Steel	1873 NP TAB K325 GR	3.25	1010	2.92		
11350205		1873 NP TAB K450 GR	4.50				
11350302	Stainless Steel	1873 SS TAB K325 GR	3.25	787	2.92		
11350305		1873 SS TAB K450 GR	4.50				

# 1873 GRIPPER GS4

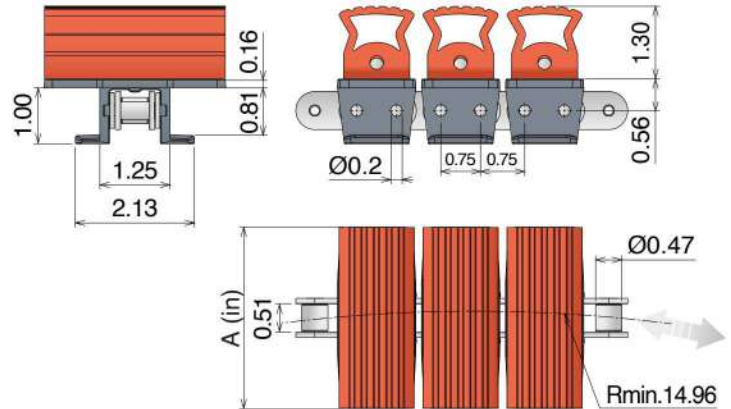
Plastic chains

## 1873 GRIPPER GS4

Sideflexing chain

Backflex radius min.: 15.75 in

Delivery: **Standard** On request *The stainless steel version is supplied with LONG-LIFE SS roller chain.*



Standard length roller chain: 160 Pitches

**TAB SYSTEM**

10 feet  
80 flights

**SPROCKET**  
ASA 60  
Standard on market

pg. 263->272

Article-Nr.	Chain	Ref.	A (Width) In	Max working load lbs	Weight lbs/ft	Rubber	Material
11830102	C45	1873 TAB K325 GR	3.25	1010	2.78	Material: TPR Color: Red	<b>LFD</b> Low friction Acetal
11830105		1873 TAB K450 GR	4.50				
11830202	Nickel Plated Steel	1873 NP TAB K325 GR	3.25	1010	2.78		
11830205		1873 NP TAB K450 GR	4.50				
11830302	Stainless Steel	1873 SS TAB K325 GR	3.25	787	2.78		
11830305		1873 SS TAB K450 GR	4.50				
11840102	C45	1873 TAB K325 GR	3.25	1010	2.78	Material: TPR Color: Red	<b>MX</b> Performance PBT
11840105		1873 TAB K450 GR	4.50				
11840202	Nickel Plated Steel	1873 NP TAB K325 GR	3.25	1010	2.78		
11840205		1873 NP TAB K450 GR	4.50				
11840302	Stainless Steel	1873 SS TAB K325 GR	3.25	787	2.78		
11840305		1873 SS TAB K450 GR	4.50				
11850102	C45	1873 TAB K325 GR	3.25	1010	2.78	Material: EPDM-PP Color: Black	<b>pp</b> Polypropylene
11850105		1873 TAB K450 GR	4.50				
11850202	Nickel Plated Steel	1873 NP TAB K325 GR	3.25	1010	2.78		
11850205		1873 NP TAB K450 GR	4.50				
11850302	Stainless Steel	1873 SS TAB K325 GR	3.25	787	2.78		
11850305		1873 SS TAB K450 GR	4.50				
11860102	C45	1873 TAB K325 GR	3.25	1010	2.78	Material: TPR Color: Red	<b>MWX</b> Polyamide Composite
11860105		1873 TAB K450 GR	4.50				
11860202	Nickel Plated Steel	1873 NP TAB K325 GR	3.25	1010	2.78		
11860205		1873 NP TAB K450 GR	4.50				
11860302	Stainless Steel	1873 SS TAB K325 GR	3.25	787	2.78		
11860305		1873 SS TAB K450 GR	4.50				

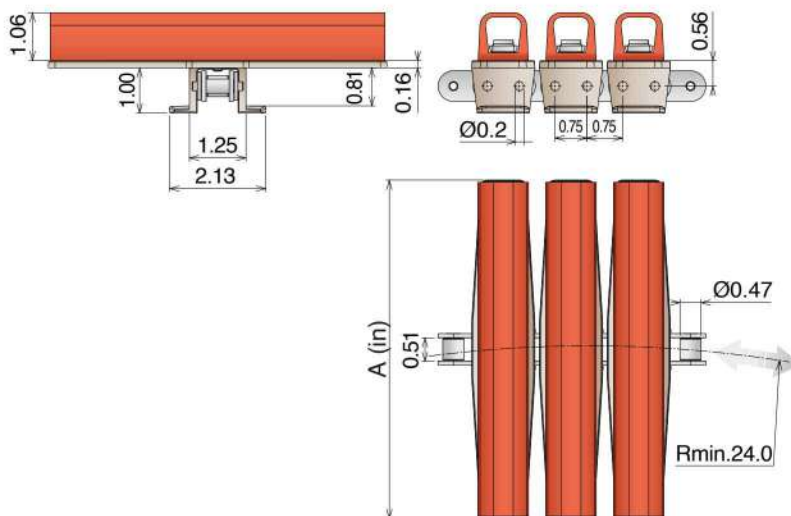
Plastic chains

## 1873 D-SHAPE

Sideflexing chain

Backflex radius min.: 7.87 in

Delivery: **Standard** On request *The stainless steel version is supplied with LONG-LIFE SS roller chain.*



**SPROCKET**  
ASA 60  
Standard on market



**TAB SYSTEM**

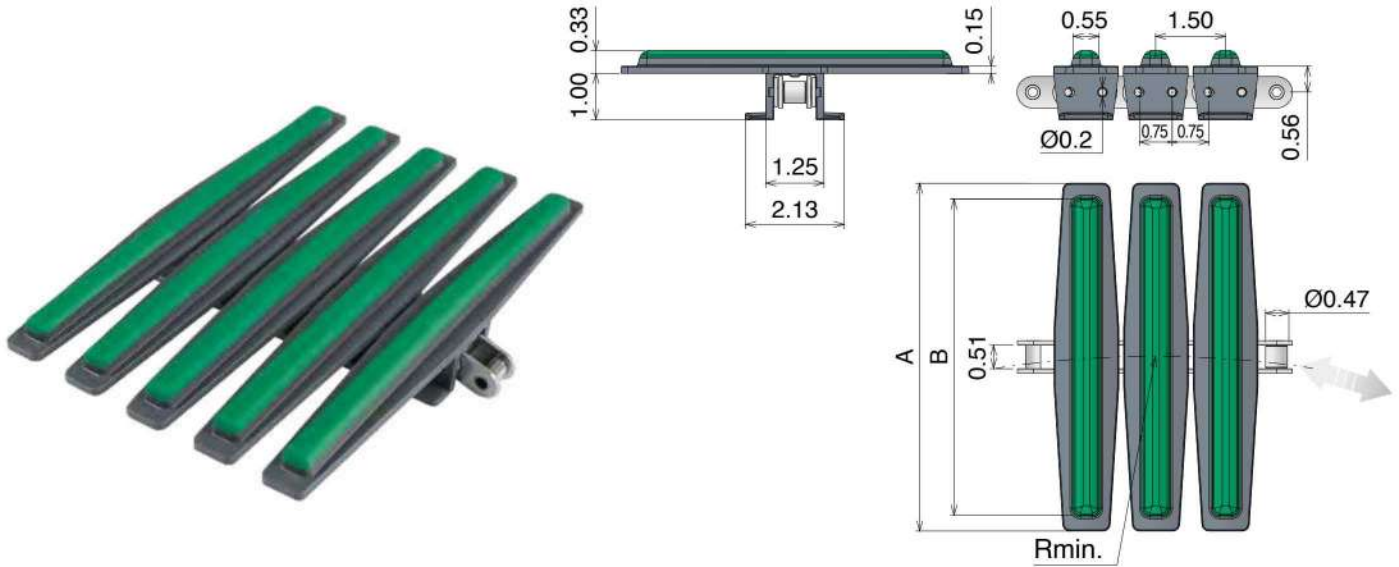
Standard length roller chain: 160 Pitches

Article-Nr.	Chain	Ref.	A (Width) in	Max working load lbs	Weight lbs/ft	Rubber	Material
11870106	C45	1873 TAB K600 D	6.00	1010	2.68	Material: TPR Color: Red	LF Low friction Acetal
11870107		1873 TAB K750 D	7.50				
11870206	Nickel Plated Steel	1873 NP TAB K600 D	6.00	1010	2.68		
11870207		1873 NP TAB K750 D	7.50				
11870306	Stainless Steel	1873 SS TAB K600 D	6.00	787	2.68		
11870307		1873 SS TAB K750 D	7.50				
11880106	C45	1873 TAB K600 D	6.00	1010	2.68	Material: TPR Color: Red	MX Performance PBT
11880107		1873 TAB K750 D	7.50				
11880206	Nickel Plated Steel	1873 NP TAB K600 D	6.00	1010	2.68		
11880207		1873 NP TAB K750 D	7.50				
11880306	Stainless Steel	1873 SS TAB K600 D	6.00	787	2.68		
11880307		1873 SS TAB K750 D	7.50				
11890106	C45	1873 TAB K600 D	6.00	1010	2.68	Material: EPDM-PP Color: Black	MPX Lubricated Acetal
11890107		1873 TAB K750 D	7.50				
11890206	Nickel Plated Steel	1873 NP TAB K600 D	6.00	1010	2.68		
11890207		1873 NP TAB K750 D	7.50				
11890306	Stainless Steel	1873 SS TAB K600 D	6.00	787	2.68		
11890307		1873 SS TAB K750 D	7.50				



## 1873 MX1 Sideflexing chain

The stainless steel version is supplied with LONG-LIFE SS roller chain. | TPE Rubber: 85 ShA | Backflex radius min.: 7.87 in



Standard length roller chain: 160 Pitches

**RANGE EXTENSION**

**TAB SYSTEM**

10 feet  
80 flights

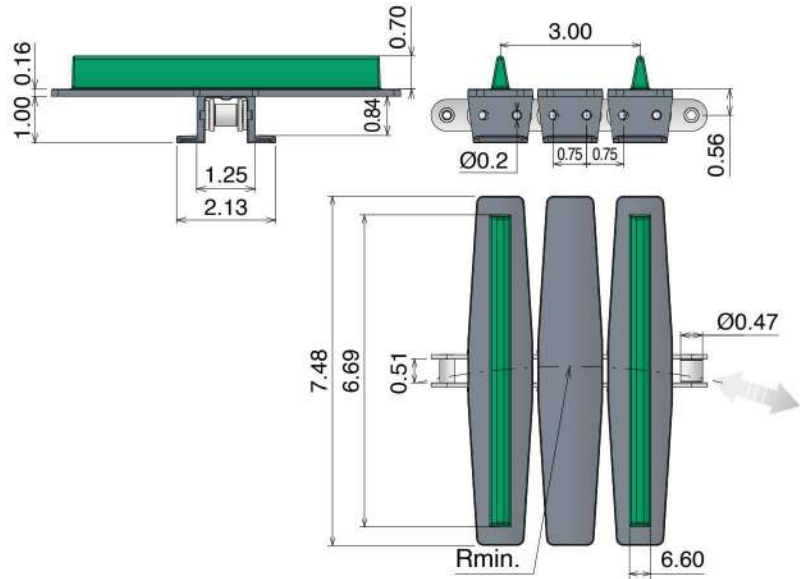
**SPROCKET**  
ASA 60  
Standard on  
market

pg. 263->272

Article-Nr.	Chain	Ref.	A (Plate Width) in	B (Rubber Width) in	Weight lbs/ft	Max working load lbs	Material
11790107	C45	1873 LFTAB K750	7.50	6.70	2.22	1010	LF Low friction Acetal
11780107	Nickel Plated Steel		7.50	6.70	2.22	1010	
11690107	Stainless Steel		7.50	6.70	2.22	787	
11790108	C45	1873 LFTAB K1000	10.00	8.80	2.42	1010	
11780108	Nickel Plated Steel		10.00	8.80	2.42	1010	
11690108	Stainless Steel		10.00	8.80	2.42	787	
11790111	C45	1873 LFTAB K1161	11.61	11.00	2.62	1010	
11780111	Nickel Plated Steel		11.61	11.00	2.62	1010	
11690111	Stainless Steel		11.61	11.00	2.62	787	
11790307	C45	1873 MXTAB K750	7.50	6.70	2.22	1010	MX Performance PBT
11780307	Nickel Plated Steel		7.50	6.70	2.22	1010	
11690307	Stainless Steel		7.50	6.70	2.22	787	
11790308	C45	1873 MXTAB K1000	10.00	8.80	2.42	1010	
11780308	Nickel Plated Steel		10.00	8.80	2.42	1010	
11690308	Stainless Steel		10.00	8.80	2.42	787	
11790311	C45	1873 MXTAB K1161	11.61	11.00	2.62	1010	
11780311	Nickel Plated Steel		11.61	11.00	2.62	1010	
11690311	Stainless Steel		11.61	11.00	2.62	787	

## 1873 MX2 Sideflexing chain

The stainless steel version is supplied with LONG-LIFE SS roller chain. | TPE Rubber: 75 ShA | Backflex radius min.: 7.87 in



Standard length roller chain: 160 Pitches

**RANGE EXTENSION**

**TAB SYSTEM**

10 feet  
80 flights

**SPROCKET**  
ASA 60  
Standard on market

pg. 263->272

Article-Nr.	Chain	Ref.	Plate Width in	Weight lbs/ft	Max working load lbs	Sideflex radius min. in	Material
11770107	C45	1873 LF TAB K750	7.50	1.75	1010	18.00	LF Low friction Acetal
11760107	Nickel Plated Steel				1010		
11670107	Stainless Steel				787		
11770307	C45	1873 MX TAB K750	7.50	1.75	1010	18.00	MX Performance PBT
11760307	Nickel Plated Steel				1010		
11670307	Stainless Steel				787		

## 1873 MX2

Chain for twisting cans

### Care

Designed to twist cans without pressure.

### Temperature resistance

Materials are suitable for use at high temperatures.

### Long life roller chain

Special hardened pins and bushing guarantee a longer lifetime. Chain can twist 90° in 59.05 in.

### Product stability

The flights assure the position of the cans also at higher speed.

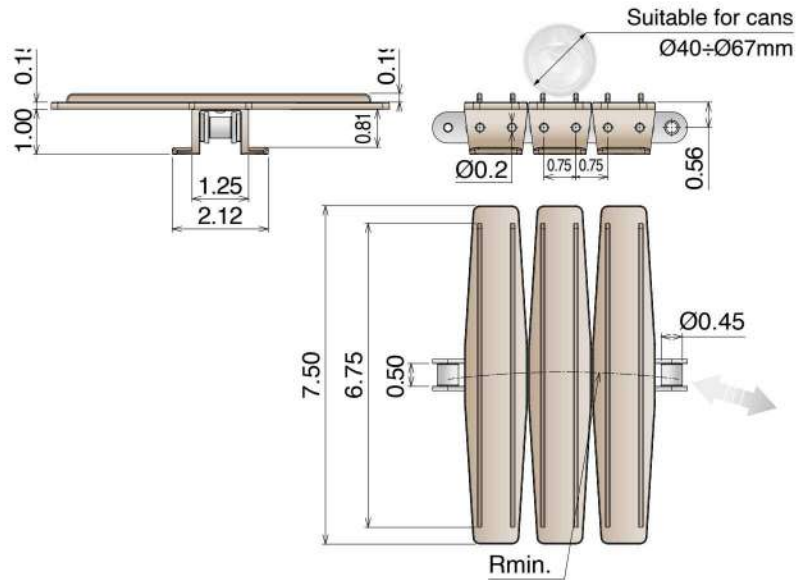


# 1873 GB2 TWISTER

Plastic chains

## 1873 GB2 TWISTER *Sideflexing chain*

Backflex radius min.: 8.27 in



**TAB SYSTEM**

10 feet  
80 flights

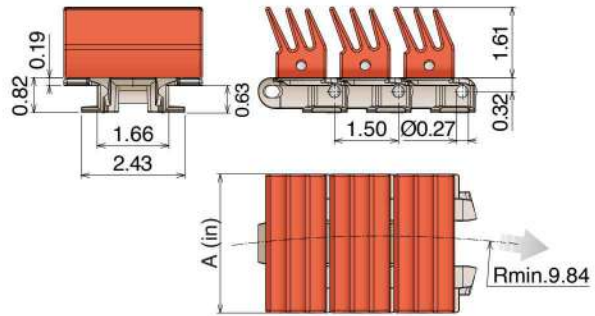
**SPROCKET**  
ASA 60  
Standard on  
market

pg. 263->272

Article-Nr.	Chain	Ref.	Plate Width in	R in	Weight lbs/ft	Max working load lbs	Backflex radius min. in	Material
11370107	C45	<b>LF 1873 TAB</b>	7.50	18.00	1.75	1010	8.27	<b>LF</b> Low friction Acetal
11380107	Stainless Steel	<b>K750 GB2</b>	7.50	18.00	1.75	787		
11370307	C45	<b>MX 1873 TAB</b>	7.50	18.00	1.75	1010	8.27	<b>MX</b> Performance PBT
11380307	Stainless Steel	<b>K750 GB2</b>	7.50	18.00	1.75	787		

## 878 GRIPPER *Sideflexing chain*

Backflex radius min. GS1: 3.94 in - GS2 7.09 in - GS4 15.0 in

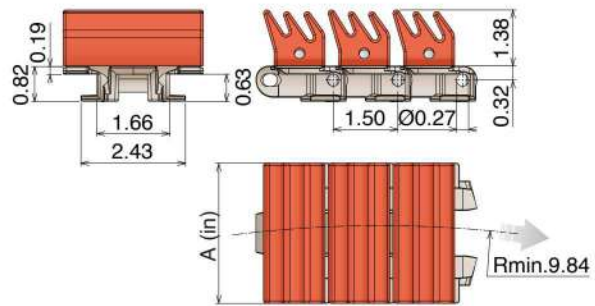


### GS1

**TAB SYSTEM**

10 feet 80 links pg. 90-91 pg. 263->272

Article-Nr.	Ref.	A (Plate Width) in	R in	Weight lbs/ft	Max working load lbs	Rubber	Material
11800102	LF 878 GS1 K325	3.25	9.84	3.12	495	TPR	LF

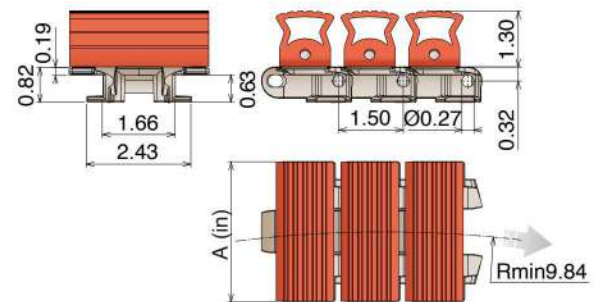


### GS2

**TAB SYSTEM**

10 feet 80 links pg. 90-91 pg. 263->272

Article-Nr.	Ref.	A (Plate Width) in	R in	Weight lbs/ft	Max working load lbs	Rubber	Material
11810102	LF 878 GS2 K325	3.25	9.84	2.72	495	TPR	LF



### GS4

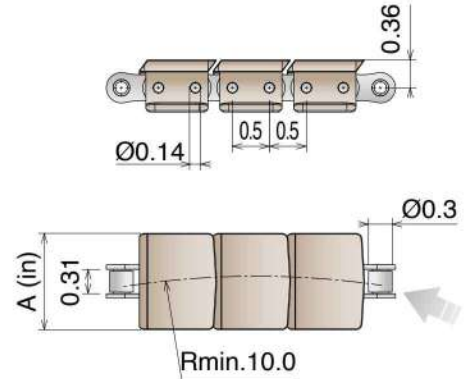
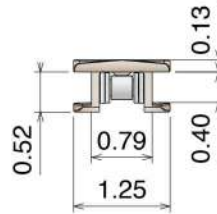
**TAB SYSTEM**

10 feet 80 links pg. 90-91 pg. 263->272

Article-Nr.	Ref.	A (Plate Width) in	R in	Weight lbs/ft	Max working load lbs	Rubber	Material
11820102	LF 878 GS4 K325	3.25	9.84	2.75	495	TPR	LF

## 1843 Sideflexing chain

Backflex radius min.: 3.15 in



Standard length roller chain: 240 Pitches

**TAB SYSTEM**

10 feet  
120 links

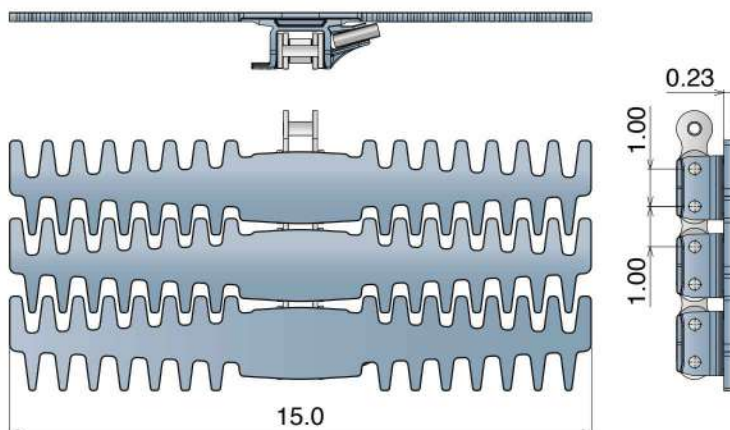

**SPROCKET**  
ASA 40  
Standard on market

pg. 263->272

Article-Nr.	Chain	Ref.	A (Plate Width) in	R in	Weight lbs/ft	Max working load lbs	Material
11400117	C45	LF 1843 TAB K125	1.25	10.00	0.49	607	LF Low friction Acetal
11410117	Stainless Steel		1.25	10.00	0.49	430	
11400119	C45	LF 1843 TAB K200	2.00	10.00	0.59	607	
11410119	Stainless Steel		2.00	10.00	0.59	430	
11400317	C45	MX 1843 TAB K125	1.25	10.00	0.49	607	MX Performance PBT
11410317	Stainless Steel		1.25	10.00	0.49	430	
11400319	C45	MX 1843 TAB K200	2.00	10.00	0.59	607	
11410319	Stainless Steel		2.00	10.00	0.59	430	

## SP 1883 Sideflexing chain

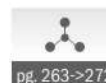
Backflex radius min.: 13.78 in



Standard length roller chain: 120 Pitches




**SPROCKET**  
ASA 80  
Standard on  
market



Article-Nr.	Chain	Ref.	Plate Width in	Weight lbs/ft	Max working load lbs	Sideflex radius min. in	Material
11640110	C45	LFA SP 1883 TAB K1500	15.00	8.40	1461	28.00	LFA

## Max Speed High Performance

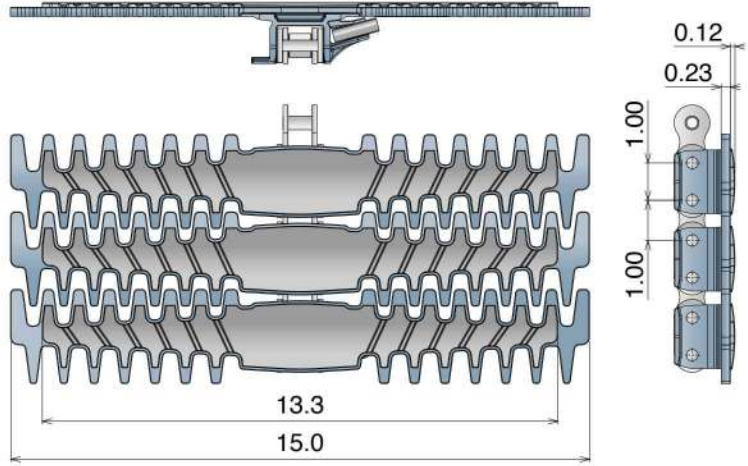



# SP 1883 GT

Plastic chains

## SP 1883 GT Sideflexing chain

Backflex radius min.: 13.78 in



Standard length roller chain: 120 Pitches



**SPROCKET**  
ASA 80  
Standard on  
market

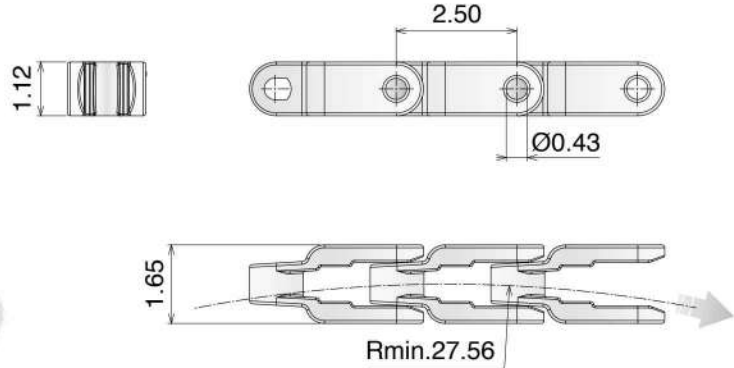


Article-Nr.	Chain	Ref.	Plate Width in	Weight lbs/ft	Max working load lbs	Sideflex radius min. in	Material
<b>11650110</b>	C45	<b>LFA SP 1883 GT TAB K1500</b>	15.00	8.74	1461	28.00	<b>LFA</b>



## CC 600 *Sideflexing chain*

Pins: Stainless Steel | Backflex radius min.: 1.97 in

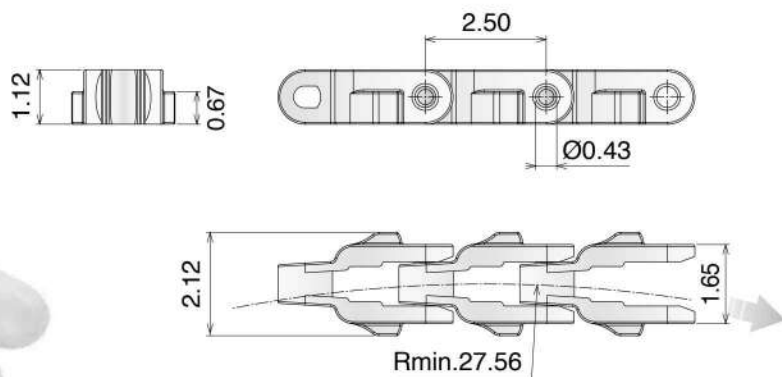


10 feet 48 links | 10 feet 48 links | pg. 99 | pg. 263->272

Article-Nr.	Ref.	Plate Width in	Weight lbs/ft	Max working load lbs	Material
11220400	CC 600	1.65	0.90	900	LFN
11220300	CC 600	1.65	0.90	720	MX

## CC 600 TAB *Sideflexing chain*

Pins: Stainless Steel | Backflex radius min.: 1.97 in



**TAB SYSTEM**

10 feet 48 links | 10 feet 48 links | pg. 99 | pg. 263->272

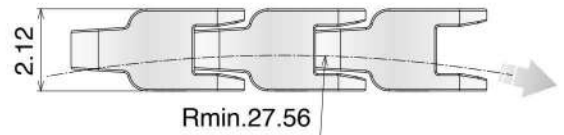
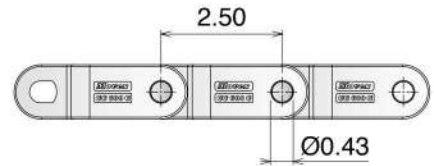
Article-Nr.	Ref.	Plate Width in	Weight lbs/ft	Max working load lbs	Material
11230400	CC 600 TAB	1.65	0.97	900	LFN
11230300	CC 600 TAB	1.65	0.97	720	MX

# CC 600 D-CC 600 D TAB

Plastic chains

## CC 600 D *Sideflexing chain*

Pins: Stainless Steel | Backflex radius min.: 1.97 in

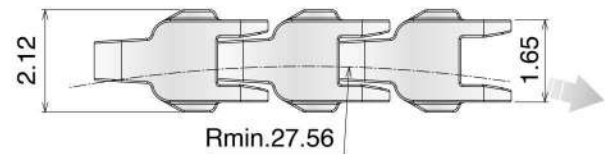
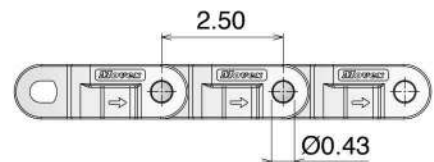
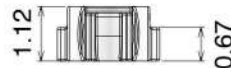


10 feet  
 pg. 99  
 pg. 263->272  
 48 links

Article-Nr.	Ref.	Plate Width in	Weight lbs/ft	Max working load lbs	Material
11220410	CC 600 D	1.65	0.94	900	LFN
11220310	CC 600 D	1.65	0.94	720	MX

## CC 600 D TAB *Sideflexing chain*

Pins: Stainless Steel | Backflex radius min.: 1.97 in

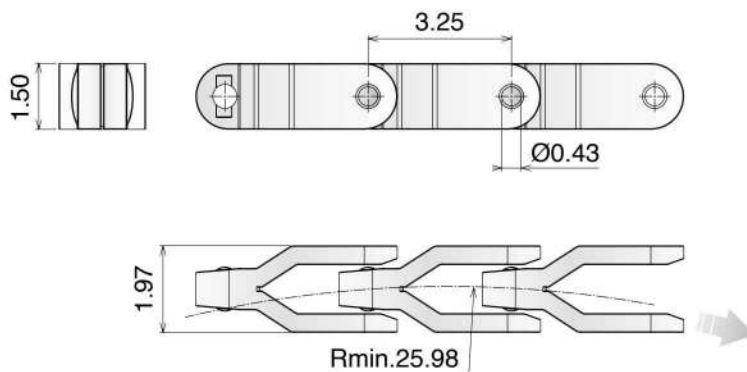


**TAB SYSTEM**  
 10 feet  
 pg. 99  
 pg. 263->272  
 48 links

Article-Nr.	Ref.	Plate Width in	Weight lbs/ft	Max working load lbs	Material
11230410	CC 600 D TAB	1.65	1.04	900	LFN
11230310	CC 600 D TAB	1.65	1.04	720	MX

## CC 1400 Sideflexing chain

Pins: Stainless Steel | Backflex radius min.: 1.97 in



10 feet  
37 links

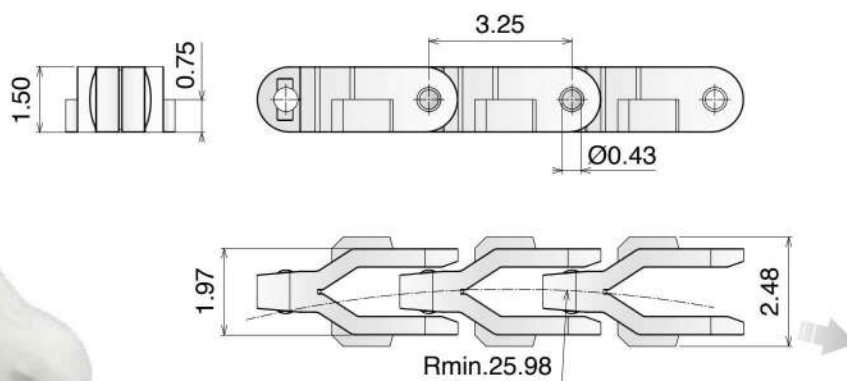
pg. 99

pg. 263->272

Article-Nr.	Ref.	Plate Width in	Weight lbs/ft	Max working load lbs	Material
11300400	CC 1400	1.97	2.18	1460	LFN
11300300	CC 1400	1.97	2.18	1170	MX

## CC 1400 TAB Sideflexing chain

Pins: Stainless Steel | Backflex radius min.: 1.97 in



**TAB SYSTEM**

10 feet  
37 links

pg. 99

pg. 263->272

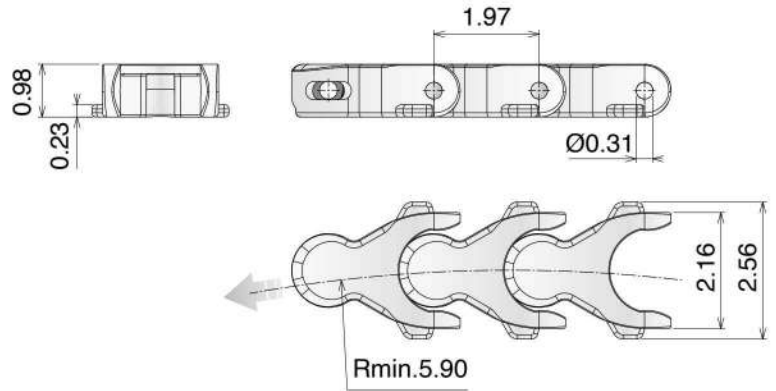
Article-Nr.	Ref.	Plate Width in	Weight lbs/ft	Max working load lbs	Material
11310400	CC 1400 TAB	1.97	2.18	1460	LFN
11310300	CC 1400 TAB	1.97	2.18	1170	MX

# 1701 TAB OP

Plastic chains

## 1701 TAB OP *Sidelflexing chain*

Pins: Stainless Steel | Backflex radius min.: 1.97 in



### TAB SYSTEM

10 feet  
61 links

pg. 100

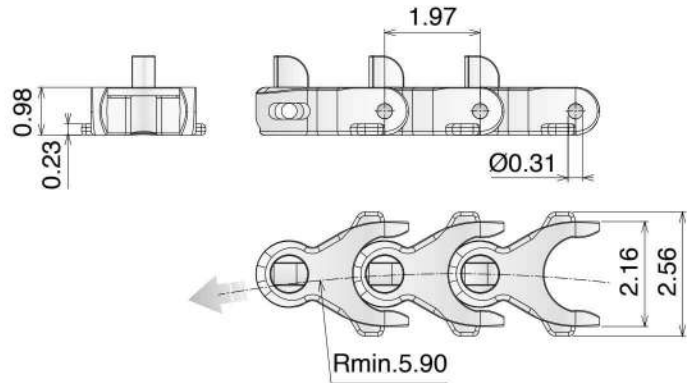
pg. 106

pg. 263->272

Article-Nr.	Ref.	Plate Width in	Weight lbs/ft	Max working load lbs	Material
11360400	LF 1701 TAB OP	2.16	0.94	607	LFN

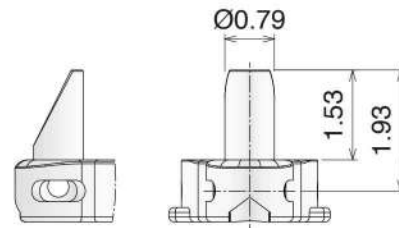
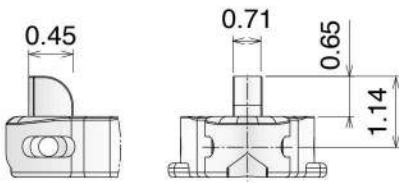
## 1701 TAB OPF *Sideflexing chain*

Pins: Stainless Steel | Backflex radius min. Type A/B/C: 0.15 in | Backflex radius min. Type D: 4.72 in



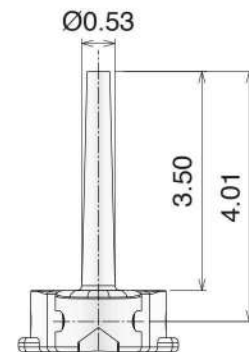
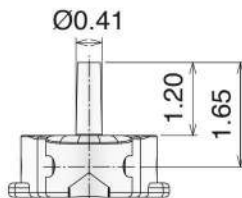
**Type A**

**Type B**



**Type C**

**Type D**



**TAB SYSTEM**

- 10 feet  
61 links
- pg. 100
- pg. 106
- pg. 263->272

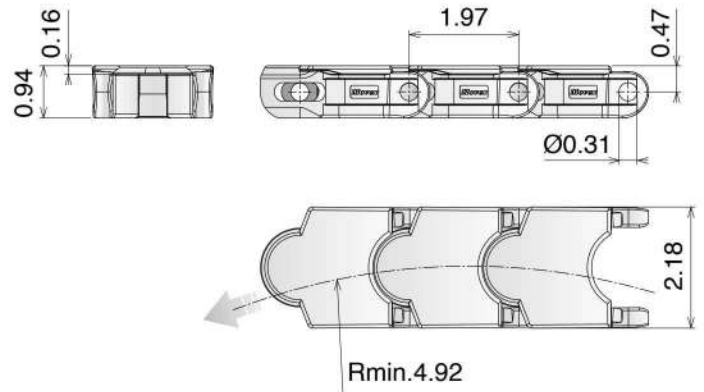
Article-Nr.	Ref.	Plate Width in	Weight lbs/ft	Max working load lbs	Material
11360400-FA	1701 TAB Type A	2.16	1.07	607	<b>LFN</b> Low friction Acetal
11360400-FB	1701 TAB Type B	2.16	1.07		
11360400-FC	1701 TAB Type C	2.16	1.34		
11360400-FD	1701 TAB Type D	2.16	1.54		

# 1706-1706 TAB

Plastic chains

## 1706 Sideflexing chain

Pins: Stainless Steel | Backflex radius min.: 3.15 in

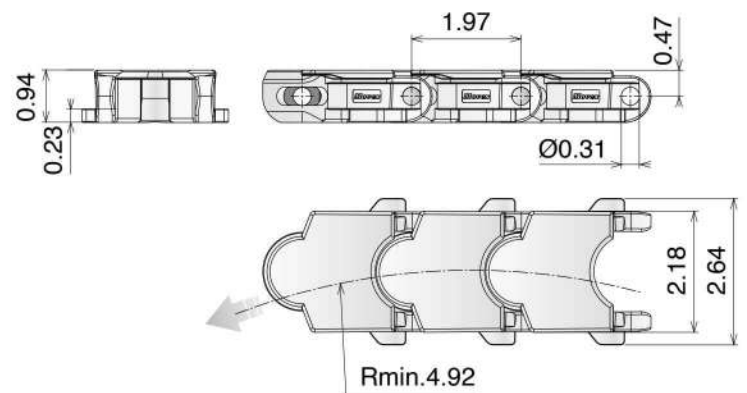


10 feet 61 links | pg. 100 | pg. 107 | pg. 263->272

Article-Nr.	Ref.	Plate Width in	Weight lbs/ft	Max working load lbs	Material
11720400	LF 1706	2.18	0.91	517	LFN
11720300	MX 1706	2.18	0.91	430	MX

## 1706 TAB Sideflexing chain

Pins: Stainless Steel | Backflex radius min.: 3.15 in



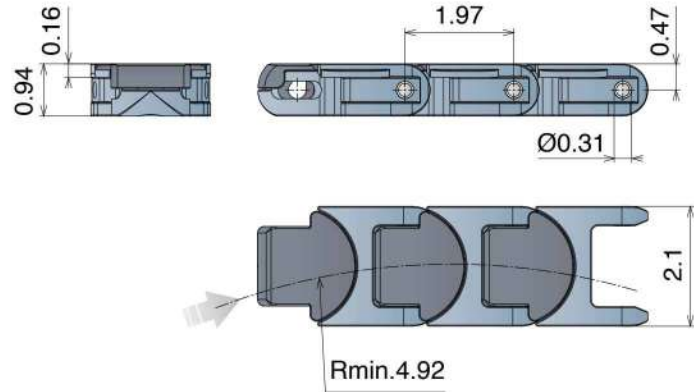
**TAB SYSTEM**

10 feet 61 links | pg. 100 | pg. 107 | pg. 263->272

Article-Nr.	Ref.	Plate Width in	Weight lbs/ft	Max working load lbs	Material
11730400	LF 1706 TAB	2.18	0.93	517	LFN
11730300	MX 1706 TAB	2.18	0.93	430	MX

## 765 NO GAP *Sideflexing chain*

Pins: Stainless Steel | Backflex radius min.: 1.97 in



**UPDATED MATERIALS**

10 feet	pg. 100	pg. 107	pg. 263->272
61 links			

Article-Nr.	Ref.	Plate Width in	Weight lbs/ft	Max working load lbs	Frame Material	Plate Material
11949998	765 MX NO GAP	2.16	0.98	494.6	MX	MK



### Advantages:

- Improved safety
- Product stability
- Ideal to transport small products

# 43 MF-63 MF-83 MF-103 MF

Plastic chains


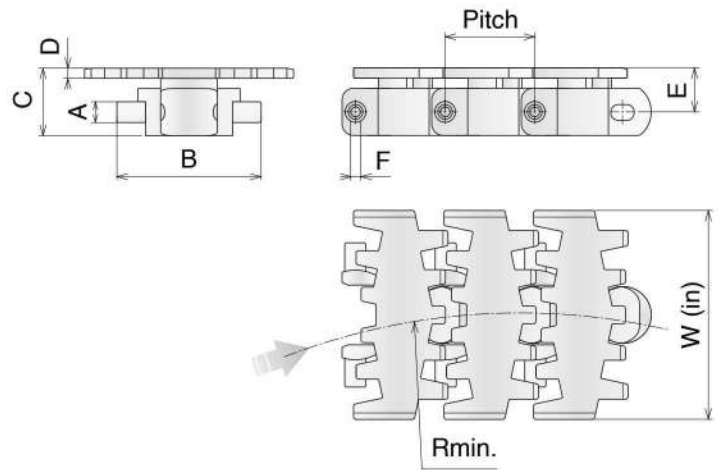
## 43 MF-63 MF-83 MF-103 MF

Sideflexing chain

Pins: Stainless Steel | Backflex radius min.: 3.15 in



43 MF



63 MF



83 MF



103 MF



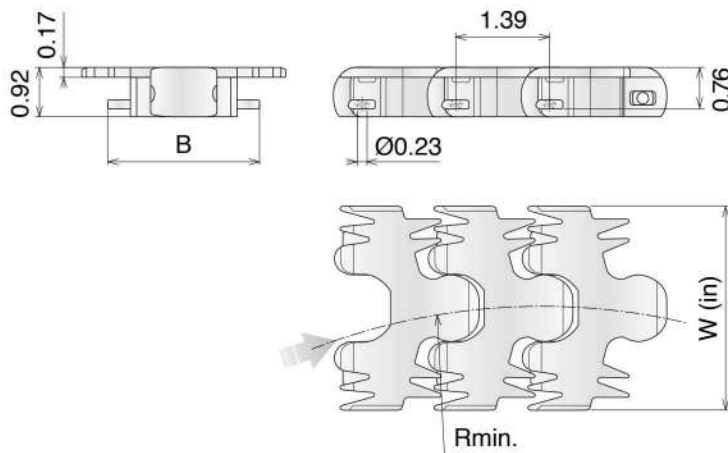
Article-Nr.	Ref.	W (Plate Width) in	A in	B in	C in	D in	E in	F in	Weight lbs/ft	Pitch	Radius min.	Links	Max working load lbs	Material
12010400	43 MF	1.69	0.32	1.37	0.86	0.12	0.52	0.16	0.40	1.00	5.51	0.120 (120 links)	472	LFN Low friction Acetal
12010401	63 MF	2.48	0.32	1.37	0.89	0.14	0.54	0.16	0.54	1.00	5.90	0.120 (120 links)		
12010402	83 MF	3.27	0.43	2.28	1.06	0.16	0.67	0.24	1.14	1.32	6.30	0.119 (90 links)		
12010403	103 MF	4.05	0.47	2.95	1.02	0.18	0.69	0.24	1.34	1.32	6.70	0.119 (90 links)		

## 83 M-140 M Sideflexing chain

Pins: Stainless Steel | Backflex radius min.: 5.90 in



83 M




140 M

10 feet			
80 links	pg. 103	pg. 108	pg. 263->272

Article-Nr.	Ref.	W (Plate Width) in	B in	Weight lbs/ft	Pitch	Radius min.	Max working load lbs	Material
12020402	83 M	3.27	2.48	0.91	1.40	5.90	472	LFN Low friction Acetal
12020404	140 M	5.51	2.48	1.41	1.40	7.87		





# Steel chains

**812/815**



Page 60/61

**812 GT/815 GT**



Page 62

**815 TAB GT**



Page 63

**815 MINI**



Page 64

**815 MINI GT**



Page 64

**802/805**



Page 65

**802 GT/805 GT**



Page 66

**8157**



Page 67

**8157 GT**



Page 67

**512**



Page 68

**881 M**



Page 69/70

**881 M GT**



Page 71

**881 TAB**



Page 72

**881 B**



Page 73

**8811 TAB**



Page 74

**8811 R TAB**



Page 75

**8811 TAB GT**



Page 75

**8811 B**



Page 76

**8857 M**



Page 77

**8857 M GT**



Page 77

**1874 TAB**



Page 78

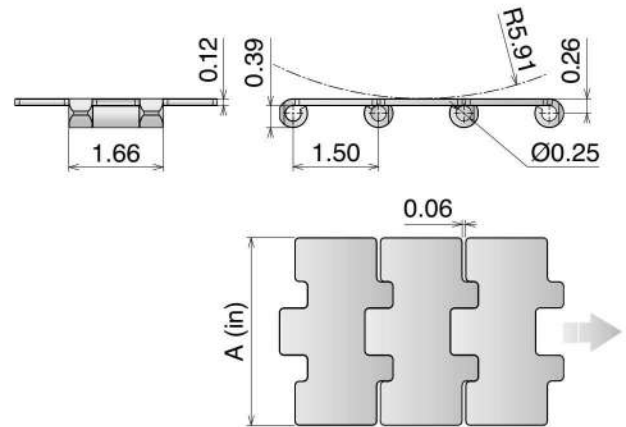
**Info  
Material:**



pg. 273->275

815 Straight running chain

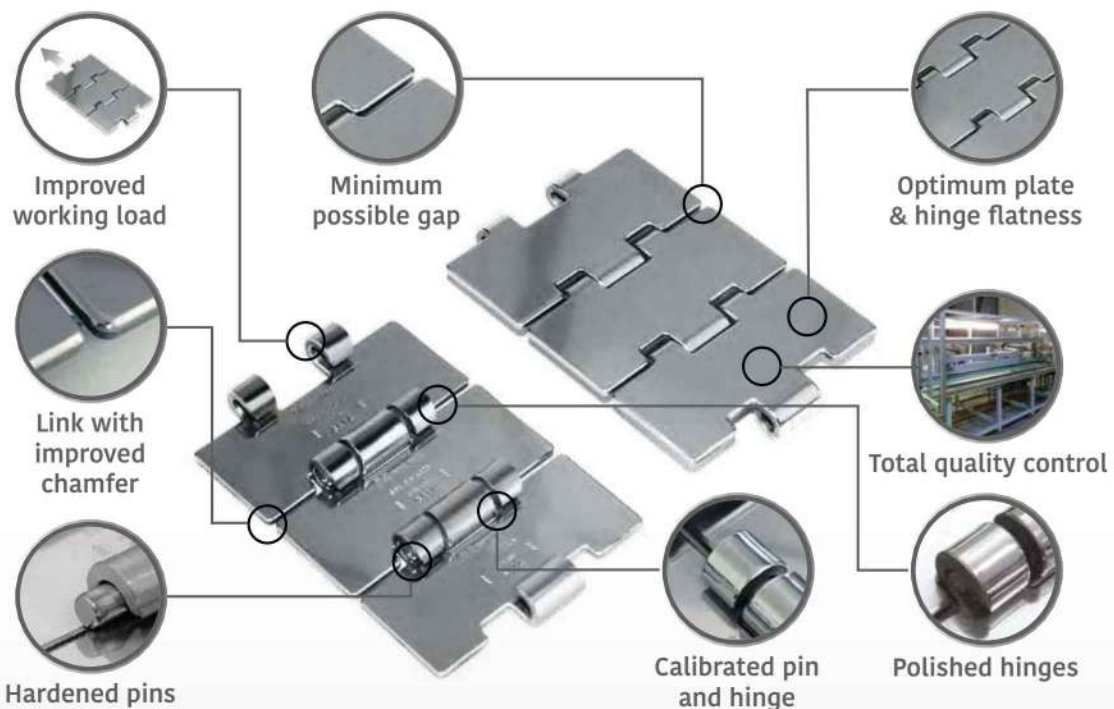
Pins: Martensitic 1.4057 | Backflex radius min.: 5.91 in



10 feet | 80 links | 80-81-95/110 | pg. 273->275

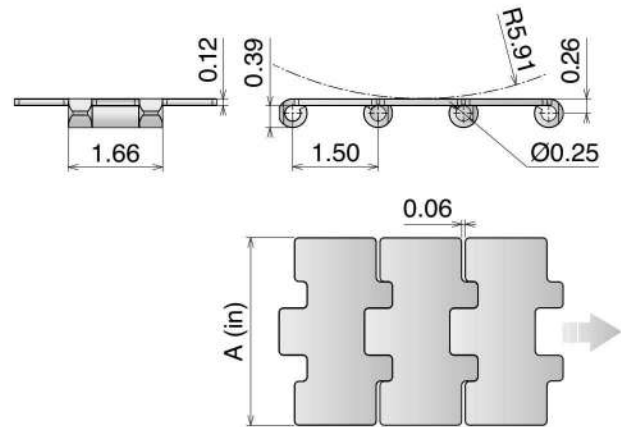
Article-Nr.	Ref.	A (Plate Width) in	Weight lbs/ft	Surface finish in <sup>3</sup>	Surface Flatness in	Polished Hinge eyes	Max working load (lbs)	Plate Thickness in
<b>SSM Max Speed - Hardened pins</b>								
10010302	SSM 815 K325	3.25	1.71	0.008	0.003	YES	1350	0.12
10010303	SSM 815 K330	3.30	1.74	0.008	0.003	YES		

## Max Speed High Performance



## 812/815 Straight running chain

Pins: Martensitic 1.4057 | Backflex radius min.: 5.91 in



10 feet  
 80 links  
 80-81-95/110  
 pg. 273->275

Article-Nr.	Ref.	A (Plate Width) in	Weight lbs/ft	Surface finish in <sup>5</sup>	Surface Flatness in	Polished Hinge eyes	Max working load (lbs)	Plate Thickness in
-------------	------	-----------------------	------------------	-----------------------------------	------------------------	------------------------	---------------------------	-----------------------

### SS Ferritic Stainless Steel (1.4016)

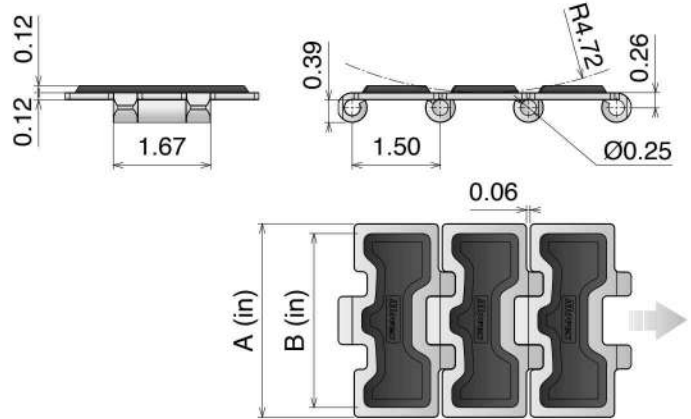
10010216	SS 812 K300	3.00	1.67	0.02	0.006	NO	1215	0.12
10010202	SS 812 K325	3.25	1.71	0.02	0.006	NO		
10010203	SS 812 K330	3.30	1.74	0.02	0.006	NO		
10010204	SS 812 K350	3.50	1.80	0.02	0.006	NO		
10010214	SS 812 K400	4.00	2.01	0.02	0.006	NO		
10010205	SS 812 K450	4.50	2.18	0.02	0.008	NO		
10010206	SS 812 K600	6.00	2.79	0.02	0.012	NO		
10010207	SS 812 K750	7.50	3.39	0.02	0.012	NO		

### SSE Specially treated Ferritic Stainless Steel (1.4589) - Hardened pins

10010102	SSE 815 K325	3.25	1.71	0.01	0.004	YES	1350	0.12
10010103	SSE 815 K330	3.30	1.74	0.01	0.004	YES		
10010104	SSE 815 K350	3.50	1.80	0.01	0.006	NO		
10010114	SSE 815 K400	4.00	2.01	0.01	0.006	NO		
10010105	SSE 815 K450	4.50	2.18	0.01	0.008	NO		
10010106	SSE 815 K600	6.00	2.79	0.01	0.012	NO		
10010107	SSE 815 K750	7.50	3.39	0.01	0.012	NO		

## 812 GT/815 GT *Straight running chain*

Pins: Martensitic 1.4057 | Backflex radius min.: 4.72 in

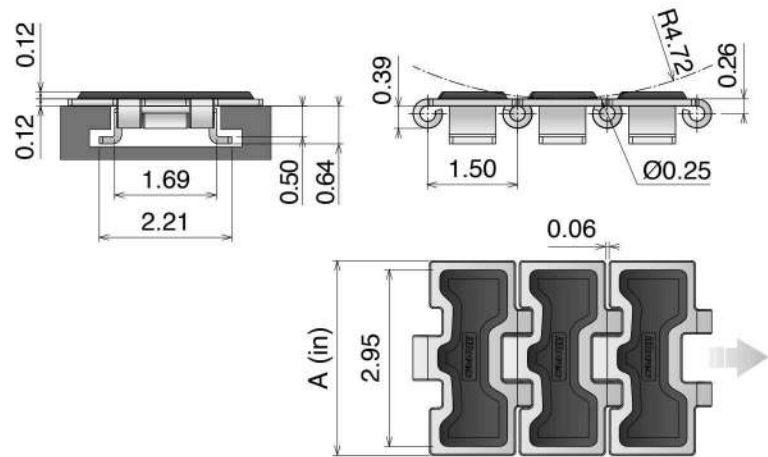


10 feet	80-81-95/110	pg. 273->275
80 links		

Article-Nr.	Ref.	A (Plate Width) in	B (Rubber Width) in	Weight lbs/ft	Max working load (lbs)	Plate/Rubber Thickness in
<b>SS Ferritic Stainless Steel (1.4016)</b>						
<b>10020202</b>	<b>SS 812 GT K325</b>	3.25	2.95	1.88	1214	Plate 0.12 Rubber 0.12
<b>SSE Specially treated Ferritic Stainless Steel (1.4589) - Hardened pins</b>						
<b>10020102</b>	<b>SSE 815 GT K325</b>	3.25	2.95	1.88	1350	Plate 0.12 Rubber 0.12
<b>10020105</b>	<b>SSE 815 GT K450</b>	4.50	4.21	2.39		
<b>10020107</b>	<b>SSE 815 GT K750</b>	7.50	5.51	3.73		

## 815 TAB GT *Straight running chain*

Pins: Martensitic 1.4057 | Backflex radius min.: 4.72 in



### TAB SYSTEM

- 10 feet
- 80 links
- 80-81-95/110
- pg. 273->275

Article-Nr.	Ref.	A (Plate Width) in	Weight lbs/ft	Max working load (lbs)	Plate/Rubber Thickness in
-------------	------	-----------------------	------------------	---------------------------	------------------------------

**SSE Specially treated Ferritic Stainless Steel (1.4589) - Hardened pins**

10200102	SSE 815 TAB GT K325	3.25	2.28	1350	Plate 0.12 Rubber 0.12
----------	---------------------	------	------	------	------------------------

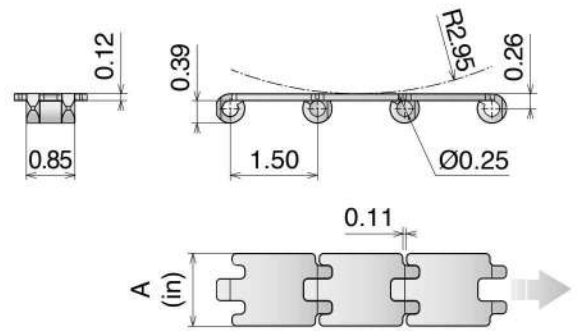
# 815 MINI-815 MINI GT

Steel chains

## 815 MINI

Straight running chain

Pins: Martensitic 1.4057 | Backflex radius min.: 2.95 in



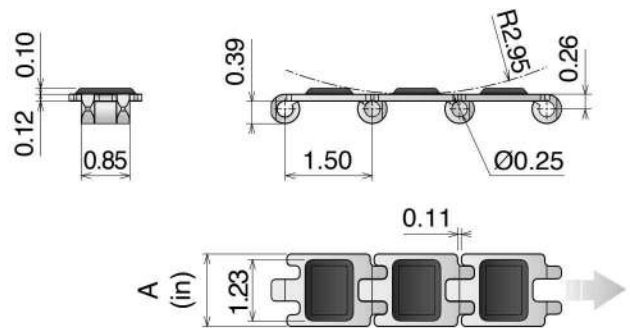
10 feet  
 pg. 98  
 pg. 273->275  
 80 links

Article-Nr.	Ref.	A (Plate Width) in	Weight lbs/ft	Max working load (lbs)	Plate Thickness in
<b>SSE Specially treated Ferritic Stainless Steel (1.4589) - Hardened pins</b>					
10210117	SSE 815 K125	1.25	0.72	675	0.12
10210118	SSE 815 K175	1.75	0.91		

## 815 MINI GT

Straight running chain

Pins: Martensitic 1.4057 | Backflex radius min.: 2.95 in

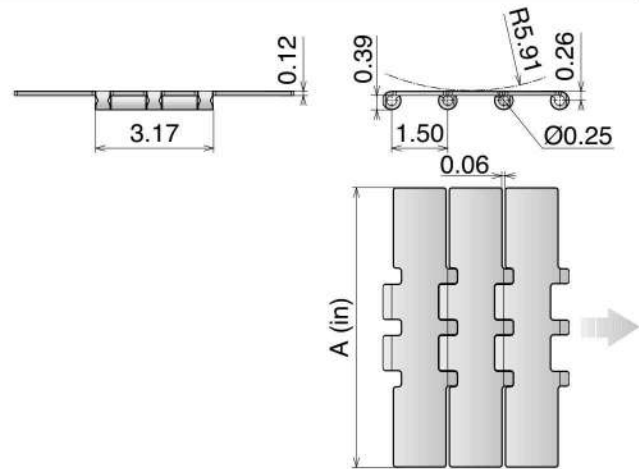


10 feet  
 pg. 98  
 pg. 273->275  
 80 links

Article-Nr.	Ref.	A (Plate Width) in	B (Rubber Width) in	Weight lbs/ft	Max working load (lbs)	Plate/Rubber Thickness in
<b>SSE Specially treated Ferritic Stainless Steel (1.4589) - Hardened pins</b>						
10230117	SSE 815 GT K125	1.25	1.23	0.81	899.2	Plate 0.12 Rubber 0.10

## 802/805 *Straight running chain*

Pins: Martensitic 1.4057 | Backflex radius min.: 5.91 in

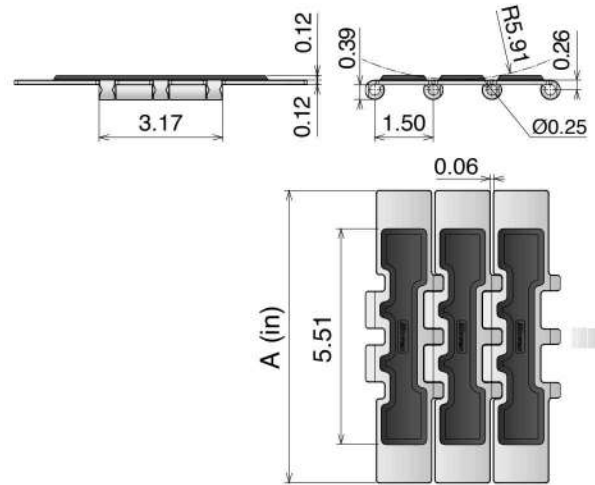


 10 feet  
 pg. 84-96/111  
 pg. 273->275

Article-Nr.	Ref.	A (Plate Width) in	Weight lbs/ft	Surface finish in <sup>2</sup>	Max working load (lbs)	Plate Thickness in
<b>SS Ferritic Stainless Steel (1.4016)</b>						
<b>10030207</b>	<b>SS 802 K750</b>	7.50	3.90	0.02	1575	0.12
<b>SSE Specially treated Ferritic Stainless Steel (1.4589) - Hardened pins</b>						
<b>10030107</b>	<b>SSE 805 K750</b>	7.50	3.90	0.01	2023	0.12

## 802 GT/805 GT *Straight running chain*

Pins: Martensitic 1.4057 | Backflex radius min.: 5.12 in

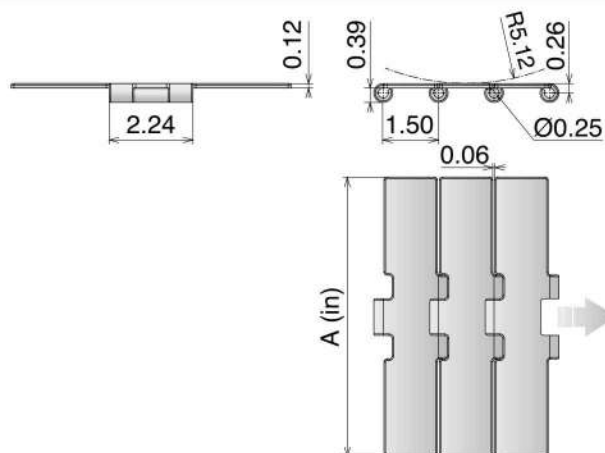


10 feet  
 80 links  
 pg. 84-96/111  
 pg. 273->275

Article-Nr.	Ref.	A (Plate Width) in	Weight lbs/ft	Max working load (lbs)	Plate/Rubber Thickness in
<b>SS Ferritic Stainless Steel (1.4016)</b>					
<b>10040207</b>	<b>SS 802 GT K750</b>	7.50	4.17	1575	Plate 0.12 Rubber 0.12
<b>SSE Specially treated Ferritic Stainless Steel (1.4589) - Hardened pins</b>					
<b>10040107</b>	<b>SSE 805 GT K750</b>	7.50	4.17	2020	Plate 0.12 Rubber 0.12

## 8157 Straight running chain

Pins: Martensitic 1.4057 | Backflex radius min.: 5.12 in

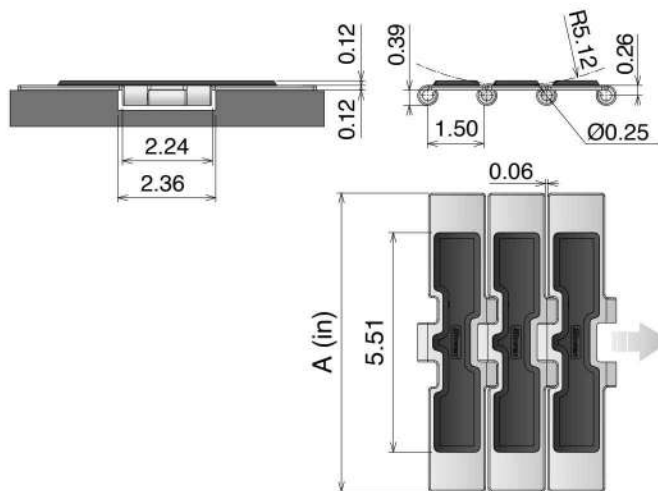


10 feet  
80 links  
pg. 85-95/113  
pg. 273->275

Article-Nr.	Ref.	A (Plate Width) in	Weight lbs/ft	Surface finish in <sup>3</sup>	Max working load (lbs)	Plate Thickness in
<b>SSE Specially treated Ferritic Stainless Steel (1.4589) - Hardened pins</b>						
10050107	SSE 8157 K750	7.50	3.76	0.01	1575	0.12

## 8157 GT Straight running chain

Pins: Martensitic 1.4057 | Backflex radius min.: 5.12 in

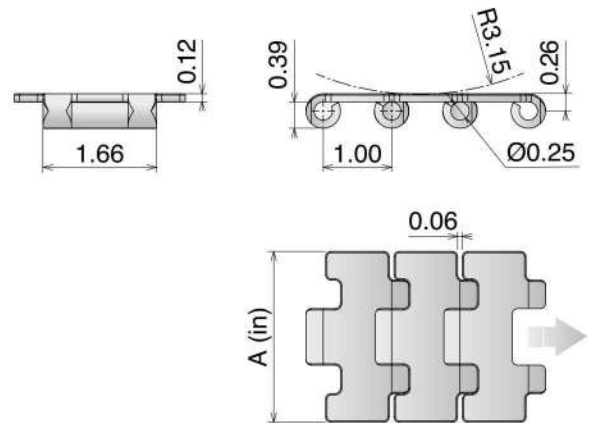


10 feet  
80 links  
pg. 85-95/113  
pg. 273->275

Article-Nr.	Ref.	A (Plate Width) in	Weight lbs/ft	Max working load (lbs)	Plate/Rubber Thickness in
<b>SSE Specially treated Ferritic Stainless Steel (1.4589) - Hardened pins</b>					
10060107	SSE 8157 GT K750	7.50	4.03	2248	Plate 0.12 Rubber 0.12

## 512 Straight running chain

Pins: Martensitic 1.4057 | Backflex radius min.: 3.15 in



 10 feet  
 pg. 94-97  
 pg. 273->275  
 120 links

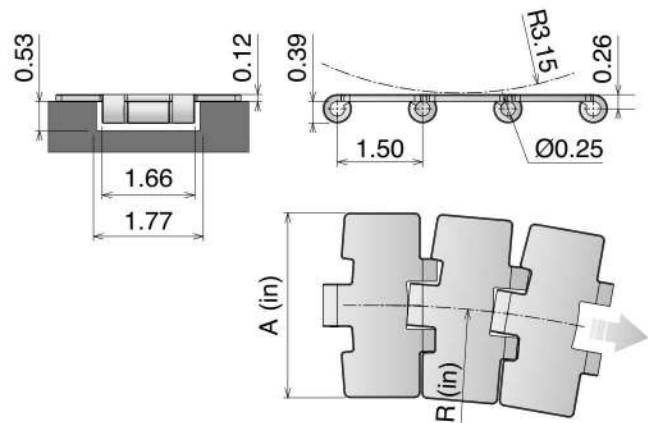
Article-Nr.	Ref.	A (Plate Width) in	Weight lbs/ft	Surface finish in <sup>3</sup>	Max working load (lbs)	Plate Thickness in
-------------	------	-----------------------	------------------	-----------------------------------	---------------------------	-----------------------

**SSE Specially treated Ferritic Stainless Steel (1.4589) - Hardened pins**

10070100	SSE 512 K217	2.17	1.55	0.01	1125	0.12
10070101	SSE 512 K236	2.36	1.61	0.01		
10070108	SSE 512 K250	2.50	1.65	0.01		
10070109	SSE 512 K283	2.83	1.78	0.01		
10070102	SSE 512 K325	3.25	1.94	0.01		
10070104	SSE 512 K350	3.50	2.01	0.01		
10070114	SSE 512 K400	4.00	2.21	0.01		

881 M Sideflexing chain

Pins: Martensitic 1.4057 | Backflex radius min.: 3.15 in



**MAGNETIC SYSTEM**

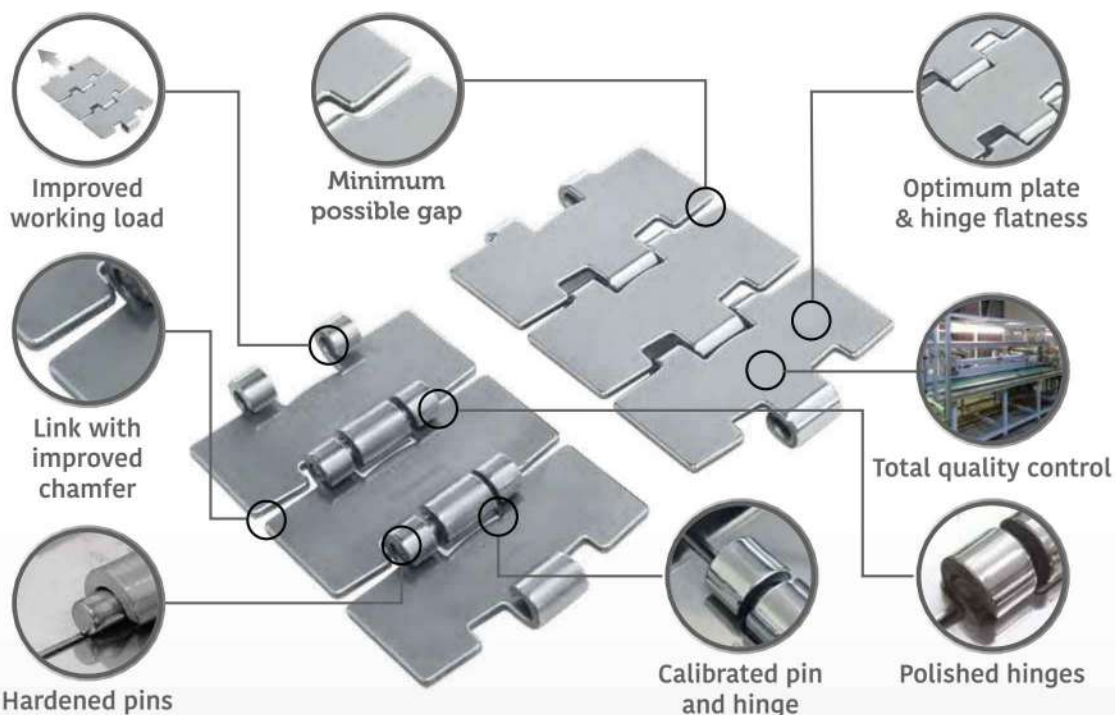
10 feet  
80 links  
pg. 80->83-95/110-112  
pg. 273->275

Article-Nr.	Ref.	A (Plate Width) in	R in	Weight lbs/ft	Surface finish in <sup>5</sup>	Surface Flatness in	Polished Hinge eyes	Max working load (lbs)	Plate Thickness in
-------------	------	-----------------------	---------	------------------	-----------------------------------	------------------------	------------------------	---------------------------	-----------------------

**SSM Max Speed - Hardened pins**

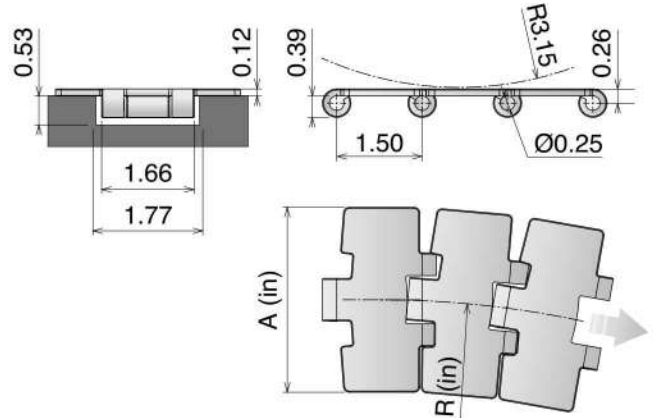
10080302	SSM 881 M0 K325	3.25	19.68	1.71	0.008	0.003	YES	1350	0.12
10080303	SSM 881 M0 K330	3.30	19.68	1.74	0.008	0.003	YES		

## Max Speed High Performance



## 881 M Sideflexing chain

Pins: Martensitic 1.4057 | Backflex radius min.: 3.15 in



**MAGNETIC SYSTEM**

10 feet  
80 links  
pg. 80->83-95/110-112  
pg. 273->275

Article-Nr.	Ref.	A (Plate Width) in	R in	Weight lbs/ft	Surface finish in <sup>8</sup>	Surface Flatness in	Polished Hinge eyes	Max working load (lbs)	Plate Thickness in
-------------	------	-----------------------	---------	------------------	-----------------------------------	------------------------	------------------------	---------------------------	-----------------------

**SS Ferritic Stainless Steel (1.4016)**

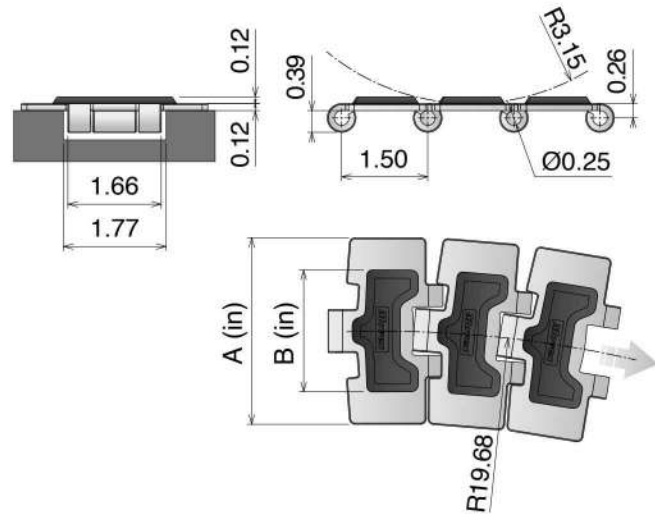
10080202	SS 881 M0 K325	3.25	19.68	1.71	0.02	0.006	YES	1215	0.12
10080203	SS 881 M0 K330	3.30	19.68	1.74	0.02	0.006	YES		
10080205	SS 881 M0 K450	4.50	19.68	2.08	0.02	0.008	YES		
10080207	SS 881 M0 K750	7.50	19.68	3.26	0.02	0.012	YES		

**SSE Specially treated Ferritic Stainless Steel (1.4589) - Hardened pins**

10080102	SSE 881 M0 K325	3.25	19.68	1.71	0.01	0.004	YES	1350	0.12
10080103	SSE 881 M0 K330	3.30	19.68	1.74	0.01	0.004	YES		
10080105	SSE 881 M0 K450	4.50	19.68	2.08	0.01	0.008	YES		
10080107	SSE 881 M0 K750	7.50	19.68	3.26	0.01	0.012	YES		

## 881 M GT Sideflexing chain

Pins: Martensitic 1.4057 | Backflex radius min.: 3.15 in



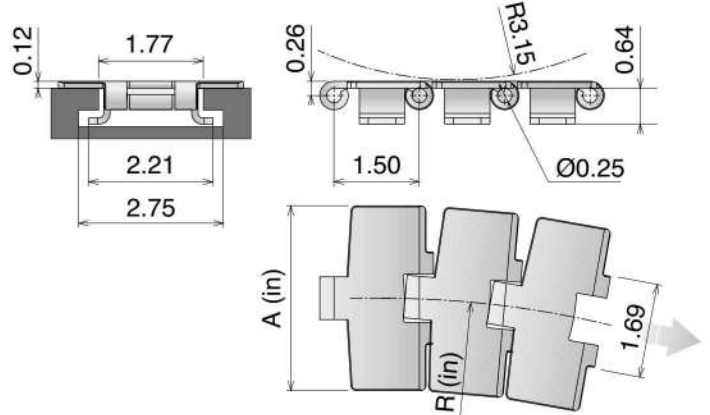
**MAGNETIC SYSTEM**

10 feet  
80 links  
pg. 80->83-95/110-112  
pg. 273->275

Article-Nr.	Ref.	A (Plate Width) in	B (Plate Width) in	Weight lbs/ft	Max working load (lbs)	Plate/Rubber Thickness in
<b>SSE Specially treated Ferritic Stainless Steel (1.4589) - Hardened pins</b>						
10090102	SSE 881 M GT K325	3.25	2.24	1.87	1350	Plate 0.12 Rubber 0.12
10090107	SSE 881 M GT K750	7.50	5.51	3.35		

## 881 TAB *Sideflexing chain*

Pins: Martensitic 1.4057 | Backflex radius min.: 3.15 in



### TAB SYSTEM

10 feet  
80 links

pg. 82-83/112

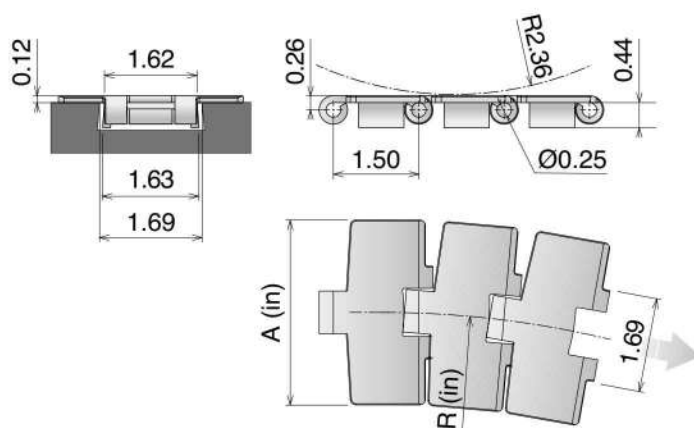
pg. 273->275

Article-Nr.	Ref.	A (Plate Width) in	R in	Weight lbs/ft	Surface finish in <sup>3</sup>	Max working load (lbs)	Plate Thickness in
<b>SS Ferritic Stainless Steel (1.4016)</b>							
<b>10100202</b>	<b>SS 881 TAB K325</b>	3.25	18.00	2.01	0.01	1215	0.12
<b>SSE Specially treated Ferritic Stainless Steel (1.4589) - Hardened pins</b>							
<b>10100102</b>	<b>SSE 881 TAB K325</b>	3.25	18.00	2.01	0.01	1350	0.12
<b>10100105</b>	<b>SSE 881 TAB K450</b>	4.50	19.68	2.48	0.01		
<b>10100107</b>	<b>SSE 881 TAB K750</b>	7.50	19.68	3.69	0.01		

## 881 B

Sideflexing chain

Pins: Martensitic 1.4057 | Backflex radius min.: 2.36 in



**BEVEL SYSTEM**



10 feet



pg. 82-83/112

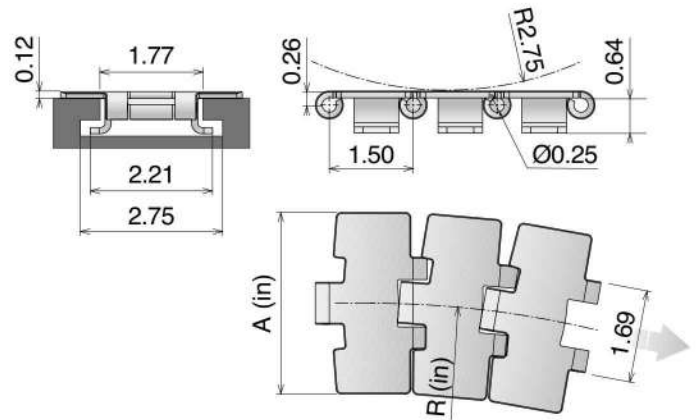


pg. 273->275

Article-Nr.	Ref.	A (Plate Width) in	R in	Weight lbs/ft	Surface finish in <sup>s</sup>	Max working load (lbs)	Plate Thickness in
<b>SSE Specially treated Ferritic Stainless Steel (1.4589) - Hardened pins</b>							
10120102	SSE 881 K325	3.25	18.00	1.98	0.01	1350	0.12
10120104	SSE 881 K350	3.50	19.68	2.01	0.01		
10120105	SSE 881 K450	4.50	19.68	2.45	0.01		
10120107	SSE 881 K750	7.50	19.68	3.66	0.01		

## 8811 TAB Sideflexing chain

Pins: Martensitic 1.4057 | Backflex radius min.: 2.75 in



### TAB SYSTEM

10 feet  
80 links  
pg. 82-83/112  
pg. 273->275

Article-Nr.	Ref.	A (Plate Width) in	R in	Weight lbs/ft	Surface finish in <sup>3</sup>	Max working load (lbs)	Plate Thickness in
-------------	------	-----------------------	---------	------------------	-----------------------------------	---------------------------	-----------------------

#### SS Ferritic Stainless Steel (1.4016)

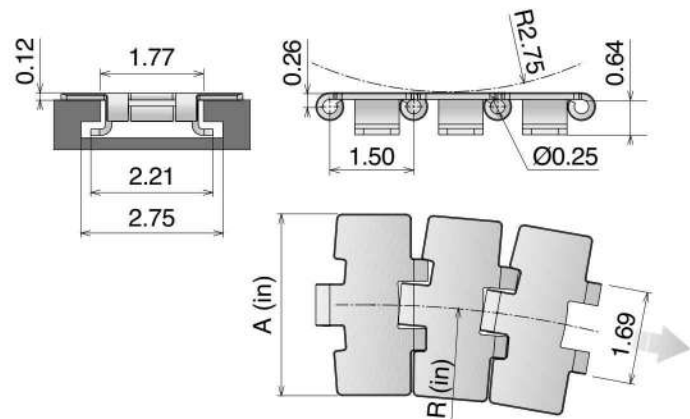
10140202	SS 8811 TAB K325	3.25	19.68	1.98	0.01	1214	0.12
10140203	SS 8811 TAB K330	3.30	19.68	2.05	0.01		
10140205	SS 8811 TAB K450	4.50	24.00	2.45	0.01		
10140207	SS 8811 TAB K750	7.50	24.00	3.66	0.01		

#### SSE Specially treated Ferritic Stainless Steel (1.4589) - Hardened pins

10140102	SSE 8811 TAB K325	3.25	19.68	1.98	0.01	1350	0.12
10140103	SSE 8811 TAB K330	3.30	19.68	2.05	0.01		
10140104	SSE 8811 TAB K350	3.50	19.68	2.12	0.01		
10140105	SSE 8811 TAB K450	4.50	19.68	2.45	0.01		
10140107	SSE 8811 TAB K750	7.50	19.68	3.66	0.01		

## 8811 R TAB Sideflexing chain

Pins: Martensitic 1.4057 | Backflex radius min.: 3.15 in



**TAB SYSTEM**

**SMALL RADIUS**

10 feet | 80 links | pg. 82-83/112 | pg. 273->275

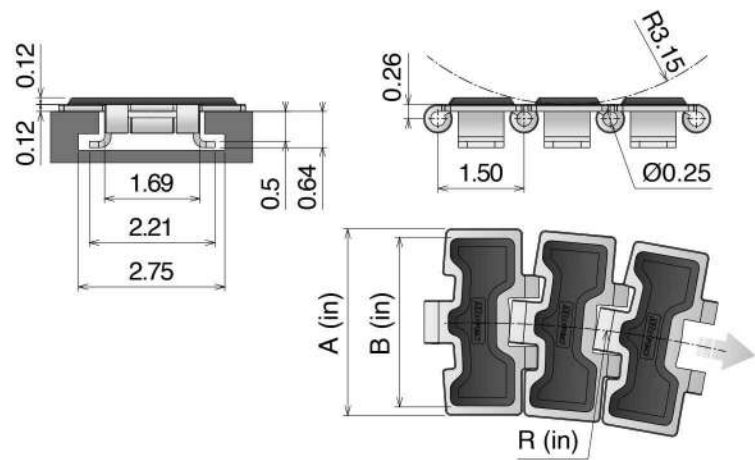
Article-Nr.	Ref.	A (Plate Width) in	R in	Weight lbs/ft	Surface finish in <sup>s</sup>	Max working load (lbs)	Plate Thickness in
-------------	------	--------------------	------	---------------	--------------------------------	------------------------	--------------------

**SS Ferritic Stainless Steel (1.4016)**

10240202	SS 8811R TAB K325	3.25	7.87	1.87	0.01	1214	0.12
----------	-------------------	------	------	------	------	------	------

## 8811 TAB GT Sideflexing chain

Pins: Martensitic 1.4057 | Backflex radius min.: 3.15 in



**TAB SYSTEM**

10 feet | 80 links | pg. 82-83/112 | pg. 273->275

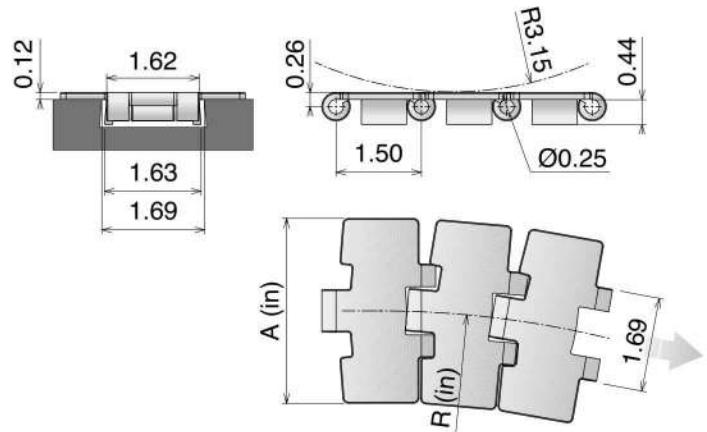
Article-Nr.	Ref.	A (Plate Width) in	B (Plate Width) in	R in	Weight lbs/ft	Max working load (lbs)	Plate/Rubber Thickness in
-------------	------	--------------------	--------------------	------	---------------	------------------------	---------------------------

**SSE Specially treated Ferritic Stainless Steel (1.4589) - Hardened pins**

10150102	SSE 8811 TAB GT K325	3.25	2.95	19.68	19.68	1350	Plate 0.12
10150107	SSE 8811 TAB GT K750	7.50	5.51	24.00	19.68		Rubber 0.12

## 8811 B Sideflexing chain

Pins: Martensitic 1.4057 | Backflex radius min.: 3.15 in



**BEVEL SYSTEM**

10 feet  
80 links

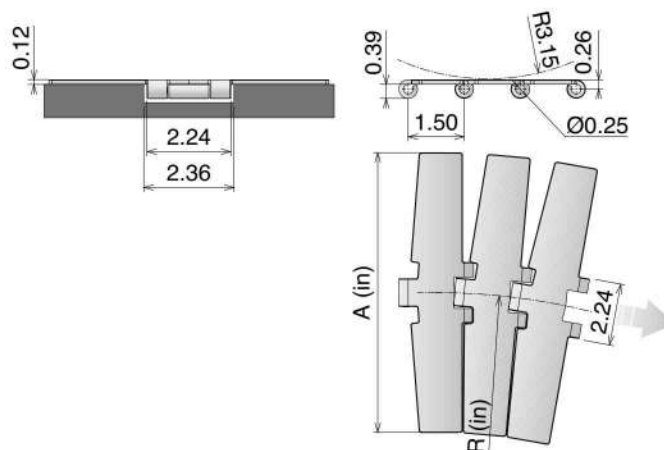
pg. 82-83/112

pg. 273->275

Article-Nr.	Ref.	A (Plate Width) in	R in	Weight lbs/m	Surface finish in <sup>s</sup>	Max working load (lbs)	Plate Thickness in
<b>SSE Specially treated Ferritic Stainless Steel (1.4589) - Hardened pins</b>							
10160102	SSE 8811 K325	3.25	19.68	1.95	0.01	1350	0.12
10160104	SSE 8811 K350	3.50	19.68	2.12	0.01		
10160105	SSE 8811 K450	4.50	19.68	2.42	0.01		
10160107	SSE 8811 K750	7.50	19.68	3.63	0.01		

## 8857 M Sideflexing chain

Pins: Martensitic 1.4057 | Backflex radius min.: 3.15 in



**MAGNETIC SYSTEM**



10 feet



pg. 85-95/113



pg. 273->275

80 links

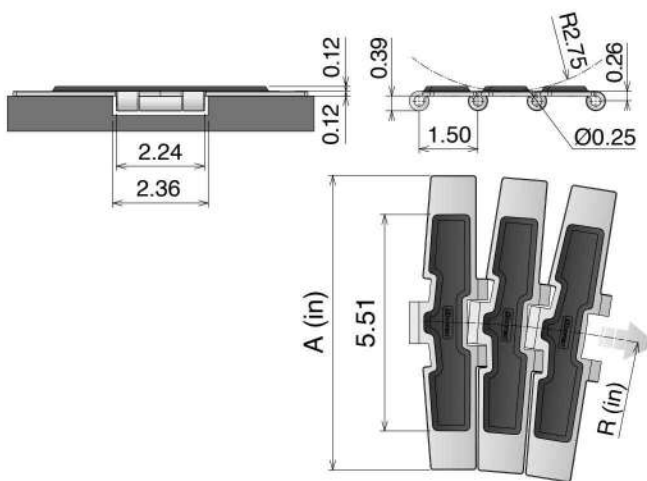
Article-Nr.	Ref.	A (Plate Width) in	R in	Weight lbs/ft	Surface finish in <sup>3</sup>	Max working load (lbs)	Plate Thickness in
-------------	------	-----------------------	---------	------------------	-----------------------------------	---------------------------	-----------------------

**SSE Specially treated Ferritic Stainless Steel (1.4589) - Hardened pins**

10180107	SSE 8857 M K750	7.50	29.53	3.56	0.01	1575	0.12
----------	-----------------	------	-------	------	------	------	------

## 8857 M GT Sideflexing chain

Pins: Martensitic 1.4057 | Backflex radius min.: 2.75 in



**MAGNETIC SYSTEM**



10 feet



pg. 85-95/113



pg. 273->275

80 links

Article-Nr.	Ref.	A (Plate Width) in	R in	Weight lbs/ft	Surface finish in <sup>5</sup>	Max working load (lbs)	Plate/Rubber Thickness in
-------------	------	-----------------------	---------	------------------	-----------------------------------	---------------------------	------------------------------

**SSE Specially treated Ferritic Stainless Steel (1.4589) - Hardened pins**

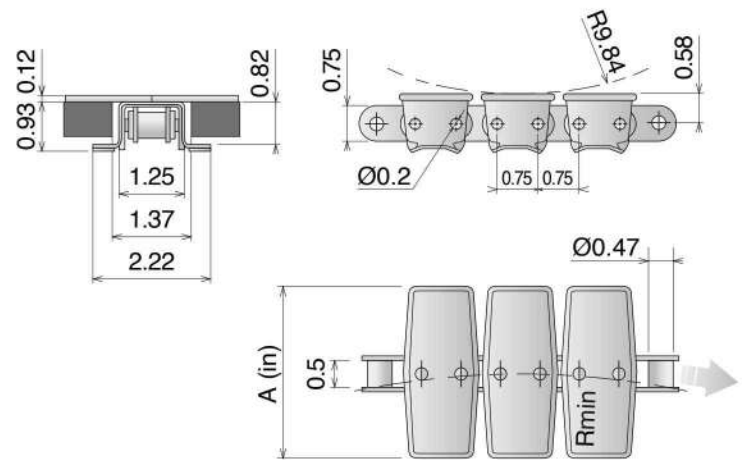
10190107	SSE 8857 M GT K750	7.50	29.53	3.83	0.01	2248	Plate 0.12 Rubber 0.12
----------	--------------------	------	-------	------	------	------	------------------------

# 1874 TAB

Steel chains

## 1874 TAB *Sideflexing chain*

Backflex radius min.: 9.84 in



Standard length roller chain: 160 Pitches

**TAB SYSTEM**

10 feet  
80 links

**SPROCKET**  
ASA 60  
Standard on  
market

pg. 273->275

Article-Nr.	Ref.	A (Plate Width) in	R in	Weight lbs/ft	Surface finish in <sup>3</sup>	Max working load (lbs)	Plate Thickness in
<b>SS Ferritic Stainless Steel (1.4016)</b>							
10220202	SS 1874 TAB K325	3.25	15.00	2.81	0.02	1010	0.12
10220205	SS 1874 TAB K450	4.50	15.00	3.21	0.02		
10220206	SS 1874 TAB K600	6.00	18.00	3.82	0.02		
10220207	SS 1874 TAB K750	7.50	24.00	4.29	0.02		

For bore tolerance refers to Movex engineering manual available on our website.



# Chain sprockets

<b>815</b>  Page 80	<b>815</b>  Page 80	<b>815</b>  Page 81	<b>815</b>  Page 81	<b>881</b>  Page 82	<b>881</b>  Page 82
<b>881</b>  Page 83	<b>881</b>  Page 83	<b>805-821</b>  Page 84	<b>805-821</b>  Page 84	<b>8157</b>  Page 85	<b>8157</b>  Page 85
<b>820</b>  Page 86	<b>820</b>  Page 86	<b>820</b>  Page 87	<b>820</b>  Page 87	<b>831</b>  Page 88	<b>831</b>  Page 88
<b>831</b>  Page 89	<b>831</b>  Page 89	<b>880</b>  Page 90	<b>880</b>  Page 90	<b>880</b>  Page 91	<b>880</b>  Page 91
<b>882</b>  Page 92	<b>882</b>  Page 92	<b>882</b>  Page 93	<b>882</b>  Page 93	<b>512</b>  Page 94	<b>512</b>  Page 94
<b>815</b>  Page 95	<b>8157</b>  Page 95	<b>805</b>  Page 96	<b>820</b>  Page 96	<b>512</b>  Page 97	<b>815 MINI</b>  Page 98
<b>815 MINI</b>  Page 98	<b>CC 600</b>  Page 99	<b>CC 1400</b>  Page 99	<b>1701-1706-765</b>  Page 100	<b>1701-1706-765</b>  Page 100	<b>43 MF-63 MF</b>  Page 101
<b>103 MF</b>  Page 101	<b>83 MF</b>  Page 102	<b>83 MF</b>  Page 102	<b>83 M-140 M</b>  Page 103	<b>83 M-140 M</b>  Page 103	<b>TURNING DISKS</b>  Page 104

Info  
Material:

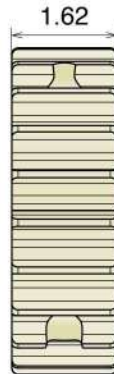
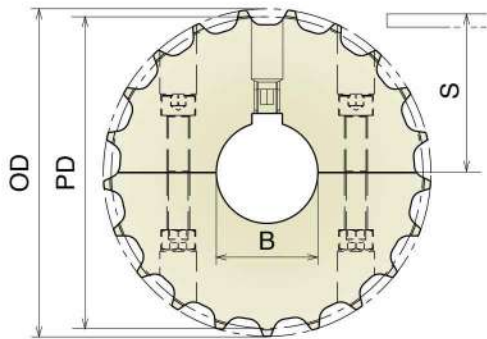


pg. 276

Material: Polyamide  
Screws/Grub screw: Stainless steel  
Nuts: zinc plated steel


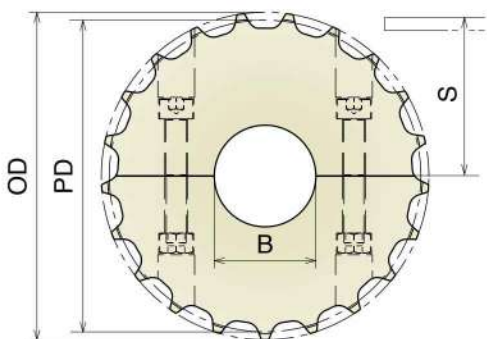
## 815 Split drive sprocket, machined

Delivery: **Standard** On request Also suitable for Series 881 M



Part	Article-Nr.	Z	Bore	PD	OD	S
501	50101YF	17	1	4.15	4.09	2.20
501	50102YF		1¼			
501	50103YF		1⅙			
501	50104YF		1½			
502	50201YF	19	1	4.62	4.61	2.44
502	50202YF		1¼			
502	50203YF		1⅙			
502	50204YF		1½			
503	50301YF	21	1	5.09	5.08	2.67
503	50302YF		1¼			
503	50303YF		1⅙			
503	50304YF		1½			
504	50401YF	23	1	5.56	5.60	2.90
504	50402YF		1¼			
504	50403YF		1⅙			
504	50404YF		1½			
505	50501YF	25	1	6.03	6.06	3.14
505	50502YF		1¼			
505	50503YF		1⅙			
505	50504YF		1½			
506	50601YF	27	1	6.50	6.57	3.38
506	50602YF		1¼			
506	50603YF		1⅙			
506	50604YF		1½			
507	50701YF	29	1	6.98	7.03	3.61
507	50702YF		1¼			
507	50703YF		1⅙			
507	50704YF		1½			

## Split idler sprocket, machined



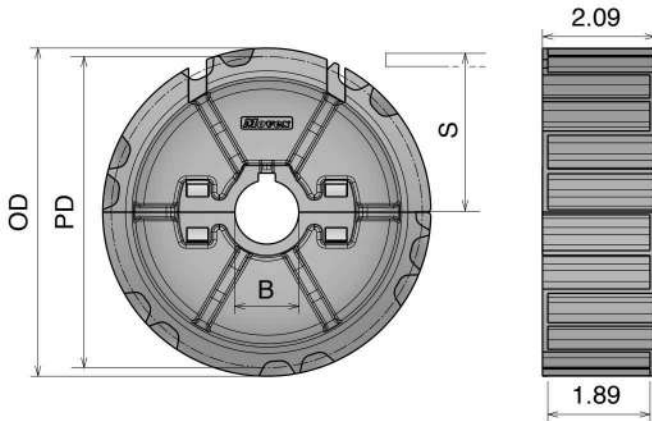
Part	Article-Nr.	Z	Bore	PD	OD	S
501	50150	17	0.71*	4.15	4.09	2.20
501	50151Y		1			
501	50152Y		1¼			
501	50153Y		1⅙			
501	50154Y		1½			
502	50250	19	0.71*	4.62	4.61	2.44
502	50251Y		1			
502	50252Y		1¼			
502	50253Y		1⅙			
502	50254Y		1½			
503	50350	21	0.71*	5.09	5.08	2.67
503	50351Y		1			
503	50352Y		1¼			
503	50353Y		1⅙			
503	50354Y		1½			
504	50450	23	0.71*	5.56	5.60	2.90
504	50451Y		1			
504	50452Y		1¼			
504	50453Y		1⅙			
504	50454Y		1½			
505	50550	25	0.71*	6.03	6.06	3.14
505	50551Y		1			
505	50552Y		1¼			
505	50553Y		1⅙			
505	50554Y		1½			
506	50650	27	0.71*	6.50	6.57	3.38
506	50651Y		1			
506	50652Y		1¼			
506	50653Y		1⅙			
506	50654Y		1½			
507	50750	29	0.71*	6.98	7.03	3.61
507	50751Y		1			
507	50752Y		1¼			
507	50753Y		1⅙			
507	50754Y		1½			

\*Plain Bore

Material: Polyamide reinforced  
Screws/Grub screw: Stainless steel  
Nuts: Nickel plated brass

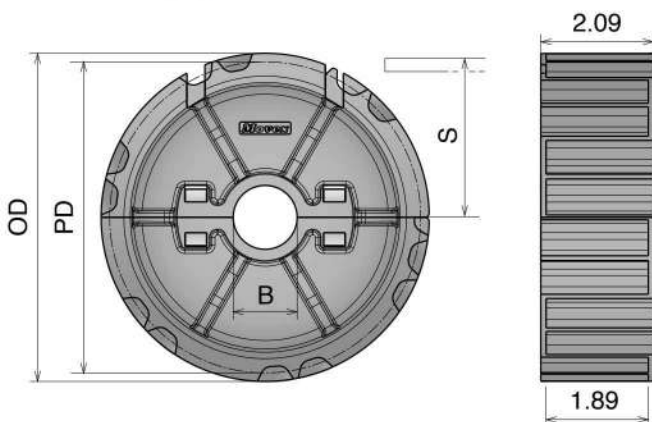
## 815 Split drive sprocket, molded

Also suitable for Series 881 M



Part	Article-Nr.	Z-	Bore	PD	OD	S
508	50801YF	21	1	5.09	5.08	2.67
508	50802YF		1¼			
508	50803YF		1⅙			
508	50804YF		1½			
509	50901YF	23	1	5.56	5.60	2.90
509	50902YF		1¼			
509	50903YF		1⅙			
509	50904YF		1½			
510	51001YF	25	1	6.03	6.06	3.14
510	51002YF		1¼			
510	51003YF		1⅙			
510	51004YF		1½			

## Split idler sprocket, molded

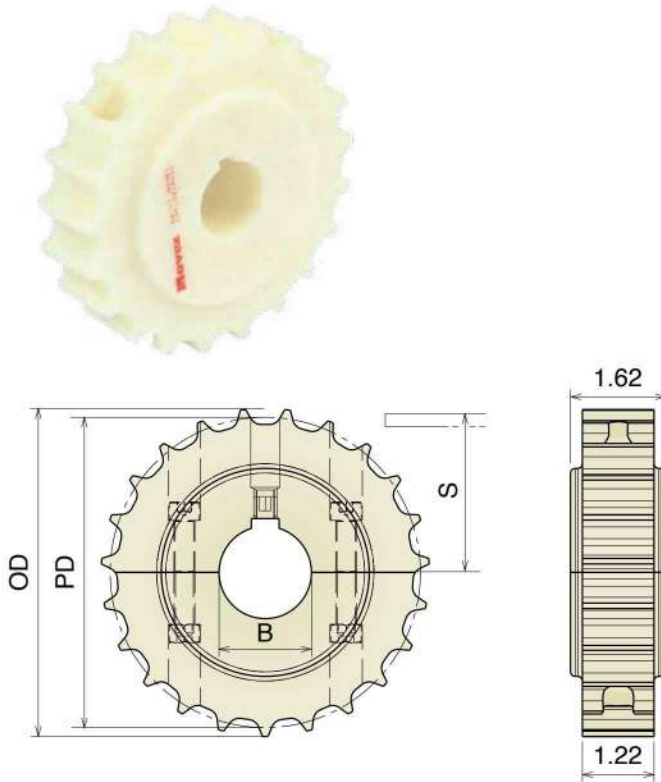


Part	Article-Nr.	Z-	Bore	PD	OD	S
508	50851Y	21	1	5.09	5.08	2.67
508	50852Y		1¼			
508	50853Y		1⅙			
508	50854Y		1½			
509	50951Y	23	1	5.56	5.60	2.90
509	50952Y		1¼			
509	50953Y		1⅙			
509	50954Y		1½			
510	51051Y	25	1	6.03	6.06	3.14
510	51052Y		1¼			
510	51053Y		1⅙			
510	51054Y		1½			

Material: Polyamide  
Screws/Grub screw: Stainless steel  
Nuts: zinc plated steel

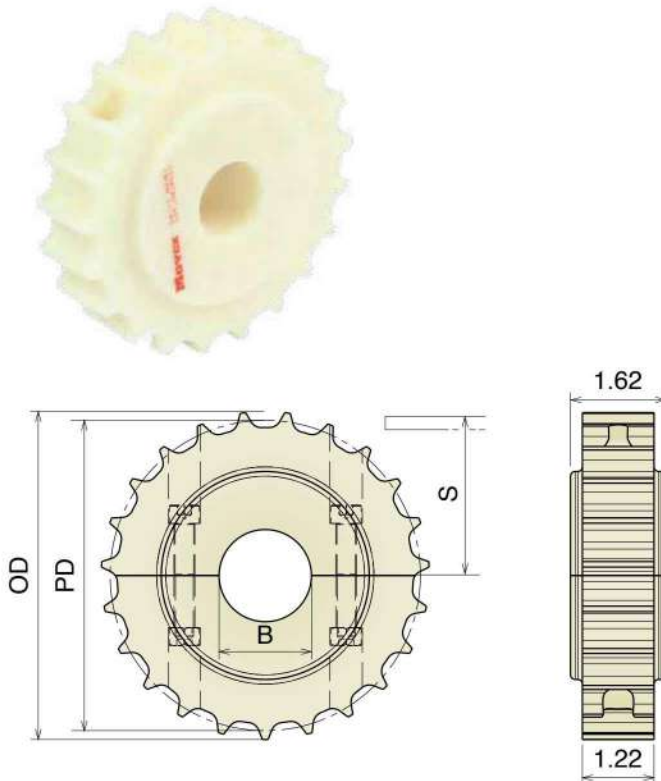
## 881 Split drive sprocket, machined

Delivery: **Standard** On request Also suitable for Series 881 M, 881 B and 881 TAB



Part	Article-Nr.	Z	Bore	PD	OD	S
511	51101YF	17	1	4.15	4.09	2.20
511	51102YF		1¼			
511	51103YF		1⅞			
511	51104YF		1½			
512	51201YF	19	1	4.62	4.61	2.44
512	51202YF		1¼			
512	51203YF		1⅞			
512	51204YF		1½			
513	51301YF	21	1	5.09	5.08	2.67
513	51302YF		1¼			
513	51303YF		1⅞			
513	51304YF		1½			
514	51401YF	23	1	5.56	5.60	2.90
514	51402YF		1¼			
514	51403YF		1⅞			
514	51404YF		1½			
515	51501YF	25	1	6.03	6.06	3.14
515	51502YF		1¼			
515	51503YF		1⅞			
515	51504YF		1½			
516	51601YF	27	1	6.50	6.57	3.38
516	51602YF		1¼			
516	51603YF		1⅞			
516	51604YF		1½			
517	51701YF	29	1	6.98	7.03	3.61
517	51702YF		1¼			
517	51703YF		1⅞			
517	51704YF		1½			

## Split idler sprocket, machined



Part	Article-Nr.	Z	Bore	PD	OD	S
511	51150	17	0.71*	4.15	4.09	2.20
511	51151Y		1			
511	51152Y		1¼			
511	51153Y		1⅞			
511	51154Y		1½			
512	51250	19	0.71*	4.62	4.61	2.44
512	51251Y		1			
512	51252Y		1¼			
512	51253Y		1⅞			
512	51254Y		1½			
513	51350	21	0.71*	5.09	5.08	2.67
513	51351Y		1			
513	51352Y		1¼			
513	51353Y		1⅞			
513	51354Y		1½			
514	51450	23	0.71*	5.56	5.60	2.90
514	51451Y		1			
514	51452Y		1¼			
514	51453Y		1⅞			
514	51454Y		1½			
515	51550	25	0.71*	6.03	6.06	3.14
515	51551Y		1			
515	51552Y		1¼			
515	51553Y		1⅞			
515	51554Y		1½			
516	51650	27	0.71*	6.50	6.57	3.38
516	51651Y		1			
516	51652Y		1¼			
516	51653Y		1⅞			
516	51654Y		1½			
517	51750	29	0.71*	6.98	7.03	3.61
517	51751Y		1			
517	51752Y		1¼			
517	51753Y		1⅞			
517	51754Y		1½			

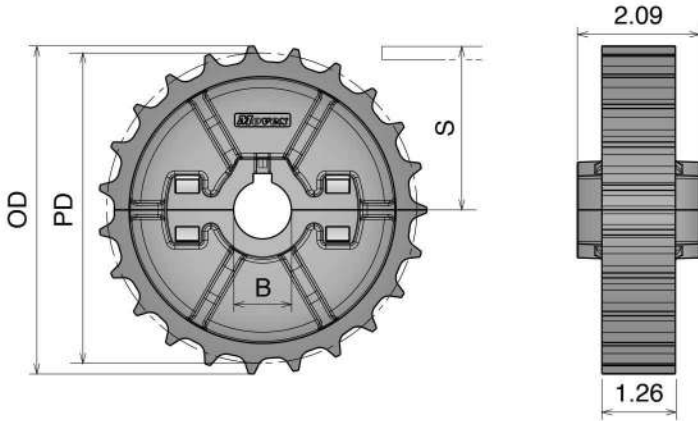
\*Plain Bore

**Material:** Polyamide reinforced  
Screws/Grub screw: Stainless steel  
Nuts: Nickel plated brass

# 881 Split drive sprocket, molded

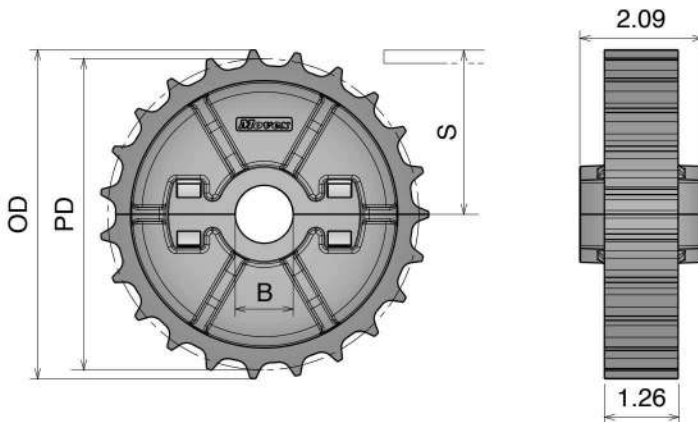
Also suitable for Series 881 M, 881 B and 881 TAB

Part	Article-Nr.	Z	Bore	PD	OD	S
518	51801YF	21	1	5.09	5.08	2.67
518	51802YF		1¼			
518	51803YF		1⅞			
518	51804YF		1½			
519	51901YF	23	1	5.56	5.60	2.90
519	51902YF		1¼			
519	51903YF		1⅞			
519	51904YF		1½			
520	52001YF	25	1	6.03	6.06	3.14
520	52002YF		1¼			
520	52003YF		1⅞			
520	52004YF		1½			



# Split idler sprocket, molded

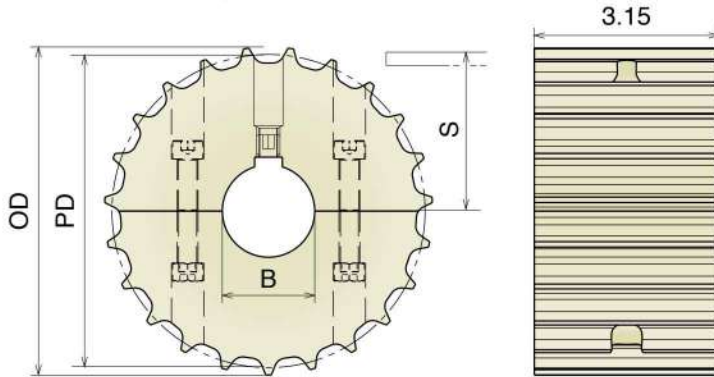
Part	Article-Nr.	Z	Bore	PD	OD	S
518	51851Y	21	1	5.09	5.08	2.67
518	51852Y		1¼			
518	51853Y		1⅞			
518	51854Y		1½			
519	51951Y	23	1	5.56	5.60	2.90
519	51952Y		1¼			
519	51953Y		1⅞			
519	51954Y		1½			
520	52051Y	25	1	6.03	6.06	3.14
520	52052Y		1¼			
520	52053Y		1⅞			
520	52054Y		1½			



Material: Polyamide  
Screws/Grub screw: Stainless steel  
Nuts: zinc plated steel

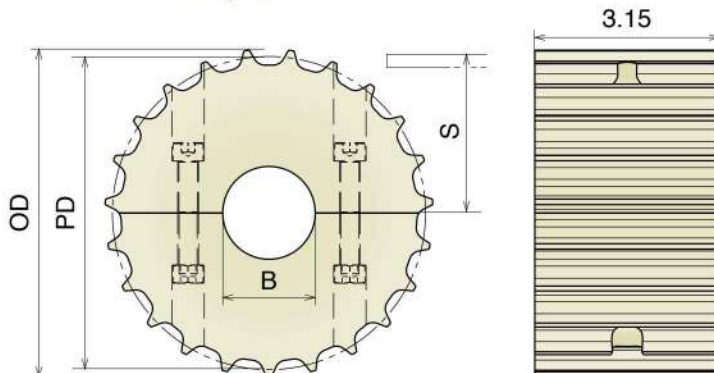
## 805-821 Split drive sprocket, machined

Delivery: **Standard** On request



Part	Article-Nr.	Z	Bore	PD	OD	S
521	52101YF	17	1	4.15	4.09	2.20
521	52102YF		1¼			
521	52103YF		1⅞			
521	52104YF		1½			
522	52201YF	19	1	4.62	4.61	2.44
522	52202YF		1¼			
522	52203YF		1⅞			
522	52204YF		1½			
523	52301YF	21	1	5.09	5.08	2.67
523	52302YF		1¼			
523	52303YF		1⅞			
523	52304YF		1½			
524	52401YF	23	1	5.56	5.60	2.90
524	52402YF		1¼			
524	52403YF		1⅞			
524	52404YF		1½			
525	52501YF	25	1	6.03	6.06	3.14
525	52502YF		1¼			
525	52503YF		1⅞			
525	52504YF		1½			
526	52601YF	27	1	6.50	6.57	3.38
526	52602YF		1¼			
526	52603YF		1⅞			
526	52604YF		1½			
527	52701YF	29	1	6.98	7.03	3.61
527	52702YF		1¼			
527	52703YF		1⅞			
527	52704YF		1½			

## Split idler sprocket, machined



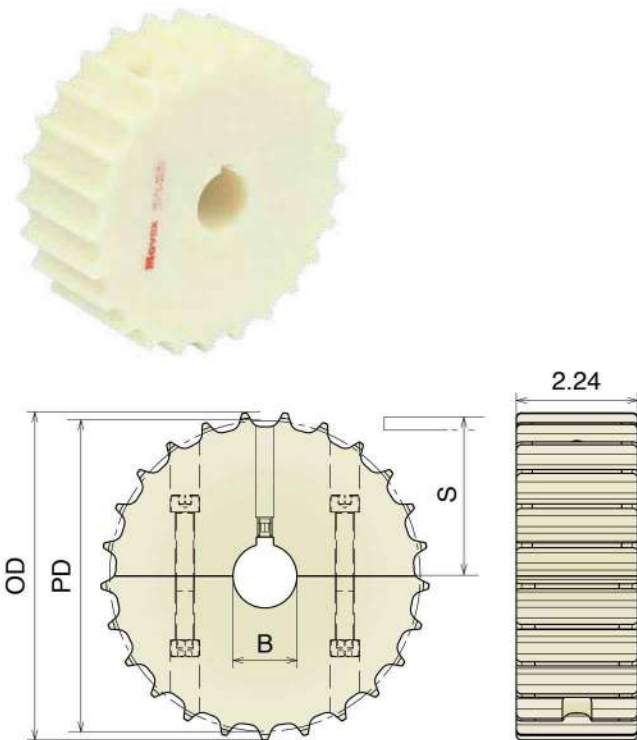
Part	Article-Nr.	Z	Bore	PD	OD	S
521	52150	17	0.71*	4.15	4.09	2.20
521	52151Y		1			
521	52152Y		1¼			
521	52153Y		1⅞			
521	52154Y		1½			
522	52250	19	0.71*	4.62	4.61	2.44
522	52251Y		1			
522	52252Y		1¼			
522	52253Y		1⅞			
522	52254Y		1½			
523	52350	21	0.71*	5.09	5.08	2.67
523	52351Y		1			
523	52352Y		1¼			
523	52353Y		1⅞			
523	52354Y		1½			
524	52450	23	0.71*	5.56	5.60	2.90
524	52451Y		1			
524	52452Y		1¼			
524	52453Y		1⅞			
524	52454Y		1½			
525	52550	25	0.71*	6.03	6.06	3.14
525	52551Y		1			
525	52552Y		1¼			
525	52553Y		1⅞			
525	52554Y		1½			
526	52650	27	0.71*	6.50	6.57	3.38
526	52651Y		1			
526	52652Y		1¼			
526	52653Y		1⅞			
526	52654Y		1½			
527	52750	29	0.71*	6.98	7.03	3.61
527	52751Y		1			
527	52752Y		1¼			
527	52753Y		1⅞			
527	52754Y		1½			

\*Plain Bore

Material: Polyamide  
Screws/Grub screw: Stainless steel  
Nuts: Nickel plated steel

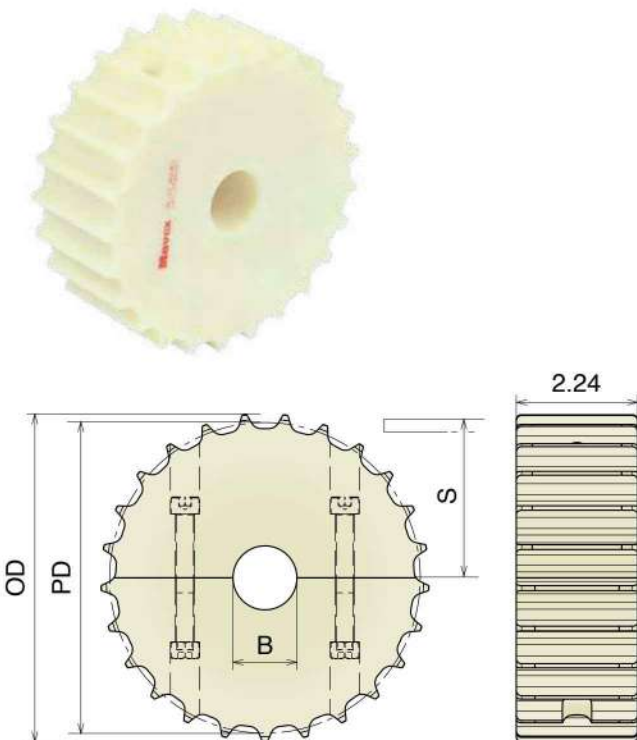
## 8157 Split drive sprocket, machined

Delivery: **Standard** On request Also suitable for Series 8857 M - 8857 M GT



Part	Article-Nr.	Z	Bore	PD	OD	S
528	52801YF	17	1	4.15	4.09	2.20
528	52802YF		1¼			
528	52803YF		1⅝			
528	52804YF		1½			
529	52901YF	19	1	4.62	4.61	2.44
529	52902YF		1¼			
529	52903YF		1⅝			
529	52904YF		1½			
530	53001YF	21	1	5.09	5.08	2.67
530	53002YF		1¼			
530	53003YF		1⅝			
530	53004YF		1½			
531	53101YF	23	1	5.56	5.60	2.90
531	53102YF		1¼			
531	53103YF		1⅝			
531	53104YF		1½			
532	53201YF	25	1	6.03	6.06	3.14
532	53202YF		1¼			
532	53203YF		1⅝			
532	53204YF		1½			
533	53301YF	27	1	6.50	6.57	3.38
533	53302YF		1¼			
533	53303YF		1⅝			
533	53304YF		1½			
534	53401YF	29	1	6.98	7.03	3.61
534	53402YF		1¼			
534	53403YF		1⅝			
534	53404YF		1½			

## Split idler sprocket, machined



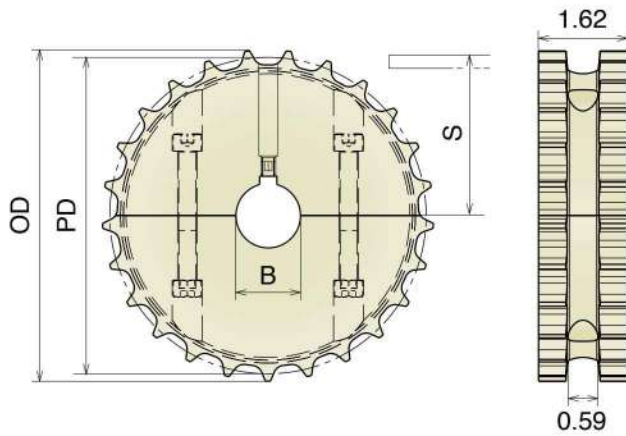
Part	Article-Nr.	Z	Bore	PD	OD	S
528	52850	17	0.71*	4.15	4.09	2.20
528	52851Y		1			
528	52852Y		1¼			
528	52853Y		1⅝			
528	52854Y		1½			
529	52950	19	0.71*	4.62	4.61	2.44
529	52951Y		1			
529	52952Y		1¼			
529	52953Y		1⅝			
529	52954Y		1½			
530	53050	21	0.71*	5.09	5.08	2.67
530	53051Y		1			
530	53052Y		1¼			
530	53053Y		1⅝			
530	53054Y		1½			
531	53150	23	0.71*	5.56	5.60	2.90
531	53151Y		1			
531	53152Y		1¼			
531	53153Y		1⅝			
531	53154Y		1½			
532	53250	25	0.71*	6.03	6.06	3.14
532	53251Y		1			
532	53252Y		1¼			
532	53253Y		1⅝			
532	53254Y		1½			
533	53350	27	0.71*	6.50	6.57	3.38
533	53351Y		1			
533	53352Y		1¼			
533	53353Y		1⅝			
533	53354Y		1½			
534	53450	29	0.71*	6.98	7.03	3.61
534	53451Y		1			
534	53452Y		1¼			
534	53453Y		1⅝			
534	53454Y		1½			

\*Plain Bore

Material: Polyamide  
Screws/Grub screw: Stainless steel  
Nuts: zinc plated steel

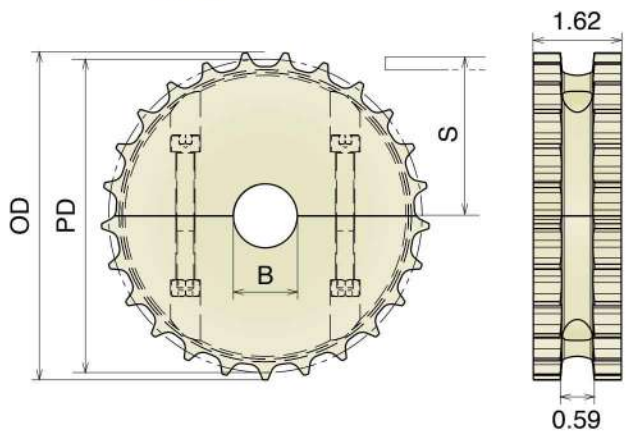
## 820 Split drive sprocket, machined

Delivery: **Standard** On request



Part	Article-Nr.	Z	Bore	PD	OD	S
535	53501YF	17	1	4.15	4.09	2.20
535	53502YF		1¼			
535	53503YF		1⅞			
535	53504YF		1½			
536	53601YF	19	1	4.62	4.61	2.44
536	53602YF		1¼			
536	53603YF		1⅞			
536	53604YF		1½			
537	53701YF	21	1	5.09	5.08	2.67
537	53702YF		1¼			
537	53703YF		1⅞			
537	53704YF		1½			
538	53801YF	23	1	5.56	5.60	2.90
538	53802YF		1¼			
538	53803YF		1⅞			
538	53804YF		1½			
539	53901YF	25	1	6.03	6.06	3.14
539	53902YF		1¼			
539	53903YF		1⅞			
539	53904YF		1½			
540	54001YF	27	1	6.50	6.57	3.38
540	54002YF		1¼			
540	54003YF		1⅞			
540	54004YF		1½			
541	54101YF	29	1	6.98	7.03	3.61
541	54102YF		1¼			
541	54103YF		1⅞			
541	54104YF		1½			

## Split idler sprocket, machined



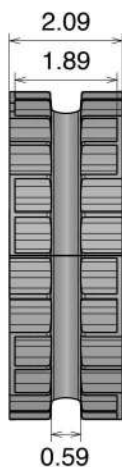
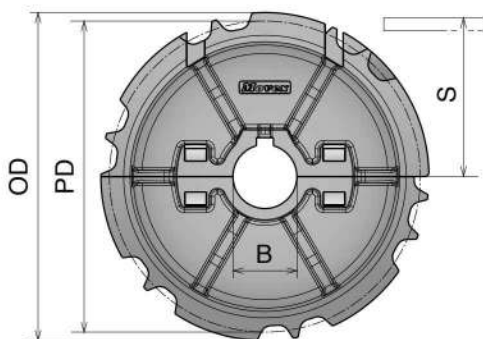
Part	Article-Nr.	Z	Bore	PD	OD	S
535	53550	17	0.71*	4.15	4.09	2.20
535	53551Y		1			
535	53552Y		1¼			
535	53553Y		1⅞			
535	53554Y		1½			
536	53650	19	0.71*	4.62	4.61	2.44
536	53651Y		1			
536	53652Y		1¼			
536	53653Y		1⅞			
536	53654Y		1½			
537	53750	21	0.71*	5.09	5.08	2.67
537	53751Y		1			
537	53752Y		1¼			
537	53753Y		1⅞			
537	53754Y		1½			
538	53850	23	0.71*	5.56	5.60	2.90
538	53851Y		1			
538	53852Y		1¼			
538	53853Y		1⅞			
538	53854Y		1½			
539	53950	25	0.71*	6.03	6.06	3.14
539	53951Y		1			
539	53952Y		1¼			
539	53953Y		1⅞			
539	53954Y		1½			
540	54050	27	0.71*	6.50	6.57	3.38
540	54051Y		1			
540	54052Y		1¼			
540	54053Y		1⅞			
540	54054Y		1½			
541	54150	29	0.71*	6.98	7.03	3.61
541	54151Y		1			
541	54152Y		1¼			
541	54153Y		1⅞			
541	54154Y		1½			

\*Plain Bore

Material: Polyamide reinforced  
Screws/Grub screw: Stainless steel  
Nuts: Nickel plated brass

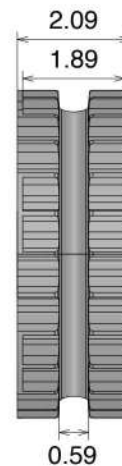
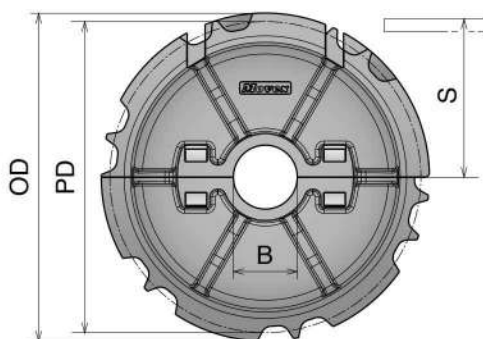
# 820 Split drive sprocket, molded

Delivery: **Standard** On request



Part	Article-Nr.	Z	Bore	PD	OD	S
542	54201YF	21	1	5.09	5.08	2.67
542	54202YF		1¼			
542	54203YF		1⅙			
542	54204YF		1½			
543	54301YF	23	1	5.56	5.60	2.90
543	54302YF		1¼			
543	54303YF		1⅙			
543	54304YF		1½			
544	54401YF	25	1	6.03	6.06	3.14
544	54402YF		1¼			
544	54403YF		1⅙			
544	54404YF		1½			

# Split idler sprocket, molded

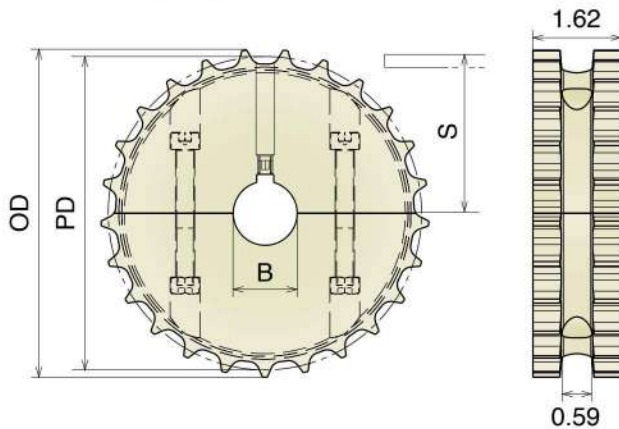


Part	Article-Nr.	Z	Bore	PD	OD	S
542	54251Y	21	1	5.09	5.08	2.67
542	54252Y		1¼			
542	54253Y		1⅙			
542	54254Y		1½			
543	54351Y	23	1	5.56	5.60	2.90
543	54352Y		1¼			
543	54353Y		1⅙			
543	54354Y		1½			
544	54451Y	25	1	6.03	6.06	3.14
544	54452Y		1¼			
544	54453Y		1⅙			
544	54454Y		1½			

Material: Polyamide  
Screws/Grub screw: Stainless steel  
Nuts: zinc plated steel

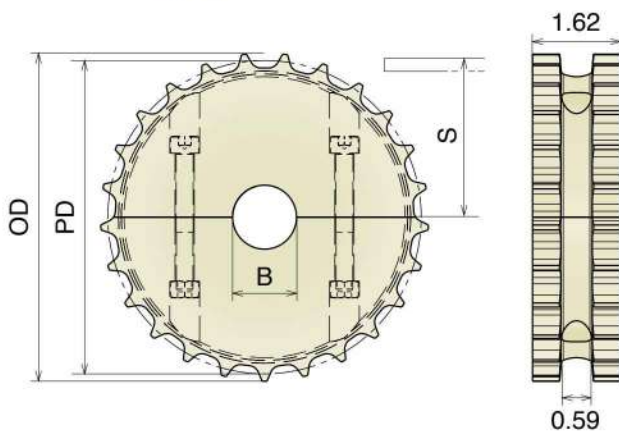
## 831 Split drive sprocket, machined

Delivery: **Standard** On request



Part	Article-Nr.	Z	Bore	PD	OD	S
535	53501YF	17	1	4.15	4.09	2.16
535	53502YF		1¼			
535	53503YF		1⅞			
535	53504YF		1½			
536	53601YF	19	1	4.62	4.61	2.40
536	53602YF		1¼			
536	53603YF		1⅞			
536	53604YF		1½			
537	53701YF	21	1	5.09	5.08	2.64
537	53702YF		1¼			
537	53703YF		1⅞			
537	53704YF		1½			
538	53801YF	23	1	5.56	5.60	2.87
538	53802YF		1¼			
538	53803YF		1⅞			
538	53804YF		1½			
539	53901YF	25	1	6.03	6.06	3.11
539	53902YF		1¼			
539	53903YF		1⅞			
539	53904YF		1½			
540	54001YF	27	1	6.50	6.57	3.35
540	54002YF		1¼			
540	54003YF		1⅞			
540	54004YF		1½			
541	54101YF	29	1	6.98	7.03	3.58
541	54102YF		1¼			
541	54103YF		1⅞			
541	54104YF		1½			

## Split idler sprocket, machined



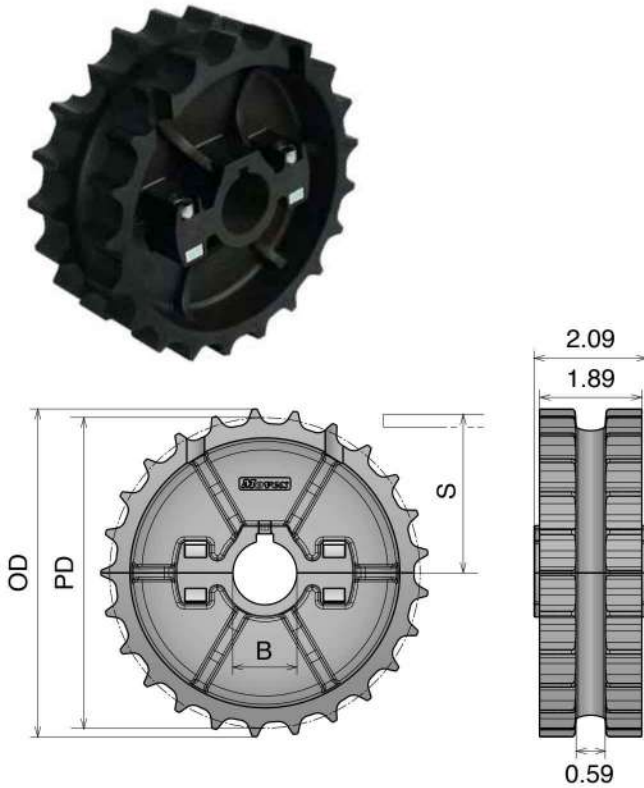
Part	Article-Nr.	Z	Bore	PD	OD	S
535	53550	17	0.71*	4.15	4.09	2.16
535	53551Y		1			
535	53552Y		1¼			
535	53553Y		1⅞			
535	53554Y		1½			
536	53650	19	0.71*	4.62	4.61	2.40
536	53651Y		1			
536	53652Y		1¼			
536	53653Y		1⅞			
536	53654Y		1½			
537	53750	21	0.71*	5.09	5.08	2.64
537	53751Y		1			
537	53752Y		1¼			
537	53753Y		1⅞			
537	53754Y		1½			
538	53850	23	0.71*	5.56	5.60	2.87
538	53851Y		1			
538	53852Y		1¼			
538	53853Y		1⅞			
538	53854Y		1½			
539	53950	25	0.71*	6.03	6.06	3.11
539	53951Y		1			
539	53952Y		1¼			
539	53953Y		1⅞			
539	53954Y		1½			
540	54050	27	0.71*	6.50	6.57	3.35
540	54051Y		1			
540	54052Y		1¼			
540	54053Y		1⅞			
540	54054Y		1½			
541	54150	29	0.71*	6.98	7.03	3.58
541	54151Y		1			
541	54152Y		1¼			
541	54153Y		1⅞			
541	54154Y		1½			

\*Plain Bore

Material: Polyamide reinforced  
Screws/Grub screw: Stainless steel  
Nuts: Nickel plated brass

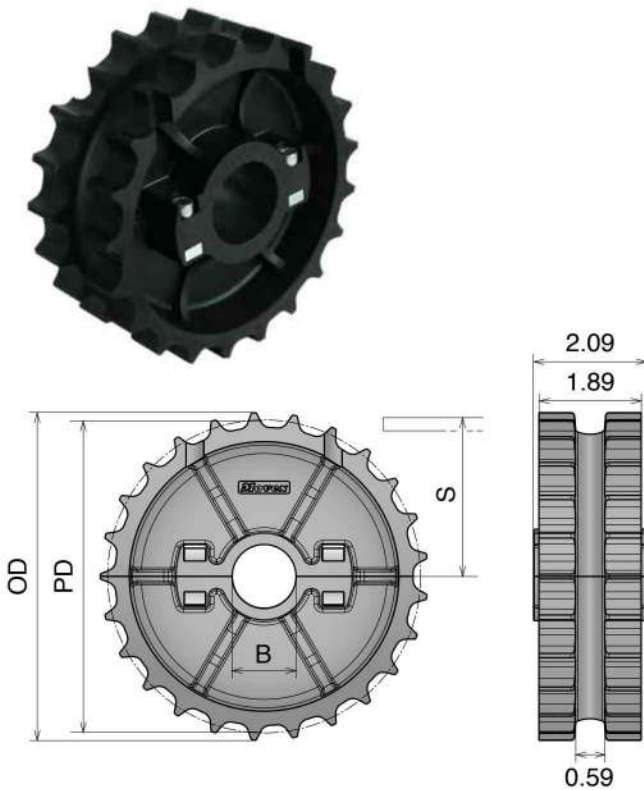
## 831 Split drive sprocket, molded

Part	Article-Nr.	Z-	Bore	PD	OD	S
542	54201YF-2L	21	1	5.09	5.08	2.64
542	54202YF-2L		1 $\frac{1}{4}$			
542	54203YF-2L		1 $\frac{1}{16}$			
542	54204YF-2L		1 $\frac{1}{2}$			
543	54301YF-2L	23	1	5.56	5.60	2.87
543	54302YF-2L		1 $\frac{1}{4}$			
543	54303YF-2L		1 $\frac{1}{16}$			
543	54304YF-2L		1 $\frac{1}{2}$			
544	54401YF-2L	25	1	6.03	6.06	3.11
544	54402YF-2L		1 $\frac{1}{4}$			
544	54403YF-2L		1 $\frac{1}{16}$			
544	54404YF-2L		1 $\frac{1}{2}$			



## Split idler sprocket, molded

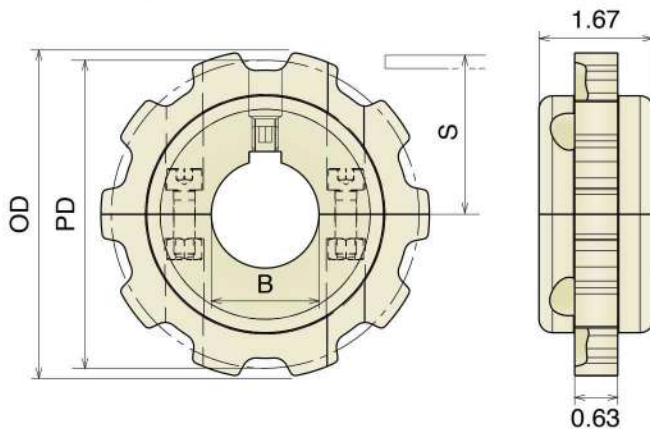
Part	Article-Nr.	Z-	Bore	PD	OD	S
542	54251Y-2L	21	1	5.09	5.08	2.64
542	54252Y-2L		1 $\frac{1}{4}$			
542	54253Y-2L		1 $\frac{1}{16}$			
542	54254Y-2L		1 $\frac{1}{2}$			
543	54351Y-2L	23	1	5.56	5.60	2.87
543	54352Y-2L		1 $\frac{1}{4}$			
543	54353Y-2L		1 $\frac{1}{16}$			
543	54354Y-2L		1 $\frac{1}{2}$			
544	54451Y-2L	25	1	6.03	6.06	3.11
544	54452Y-2L		1 $\frac{1}{4}$			
544	54453Y-2L		1 $\frac{1}{16}$			
544	54454Y-2L		1 $\frac{1}{2}$			



Material: Polyamide  
Screws/Grub screw: Stainless steel  
Nuts: zinc plated steel

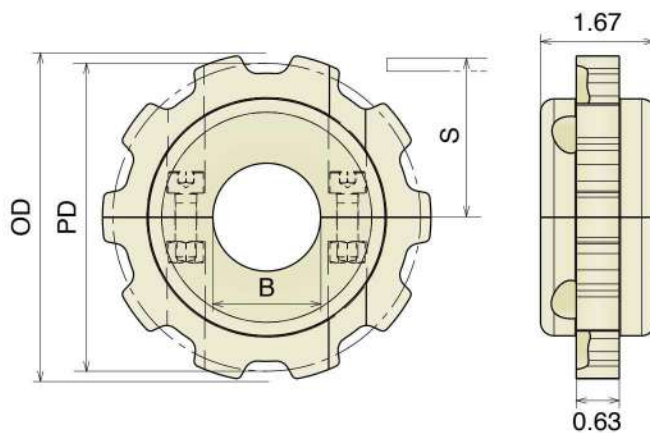
## 880 Split drive sprocket, machined

Delivery: **Standard** On request Used also for Series 828 - 878 TAB - 879 M  
879 TAB - 888 TAB - 888 TAB GT



Part	Article-Nr.	Z	Bore	PD	OD	S
545	54501YF	9	1	4.38	4.33	2.33
545	54502YF		1¼			
545	54503YF		1⅙			
545	54504YF		1½			
546	54601YF	10	1	4.85	4.80	2.57
546	54602YF		1¼			
546	54603YF		1⅙			
546	54604YF		1½			
547	54701YF	11	1	5.32	5.31	2.80
547	54702YF		1¼			
547	54703YF		1⅙			
547	54704YF		1½			
548	54801YF	12	1	5.79	5.80	3.04
548	54802YF		1¼			
548	54803YF		1⅙			
548	54804YF		1½			

## Split idler sprocket, machined



Part	Article-Nr.	Z	Bore	PD	OD	S
545	54550	9	0.71*	4.38	4.33	2.33
545	54551Y		1			
545	54552Y		1¼			
545	54553Y		1⅙			
545	54554Y		1½			
546	54650	10	0.71*	4.85	4.80	2.57
546	54651Y		1			
546	54652Y		1¼			
546	54653Y		1⅙			
546	54654Y		1½			
547	54750	11	0.71*	5.32	5.31	2.80
547	54751Y		1			
547	54752Y		1¼			
547	54753Y		1⅙			
547	54754Y		1½			
548	54850	12	0.71*	5.79	5.80	3.04
548	54851Y		1			
548	54852Y		1¼			
548	54853Y		1⅙			
548	54854Y		1½			

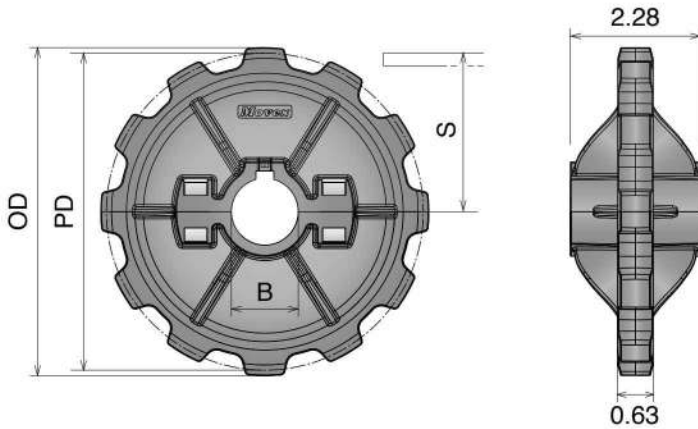
\*Plain Bore

**Material:** Polyamide reinforced  
Screws/Grub screw: Stainless steel  
Nuts: Nickel plated brass

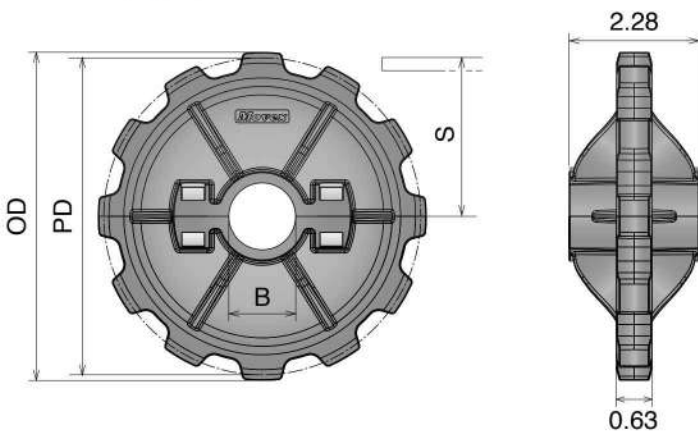
## 880 Split drive sprocket, molded

Delivery: **Standard** **On request** Used also for Series 828 - 878 TAB - 879 M  
879 TAB - 888 TAB - 888 TAB GT

Part	Article-Nr.	Z	Bore	PD	OD	S
549	54901YF	10	1	4.85	4.80	2.57
549	54902YF		1¼			
549	54903YF		1⅞			
549	54904YF		1½			
550	55001YF	12	1	5.79	5.80	3.04
550	55002YF		1¼			
550	55003YF		1⅞			
550	55004YF		1½			



## Split idler sprocket, molded

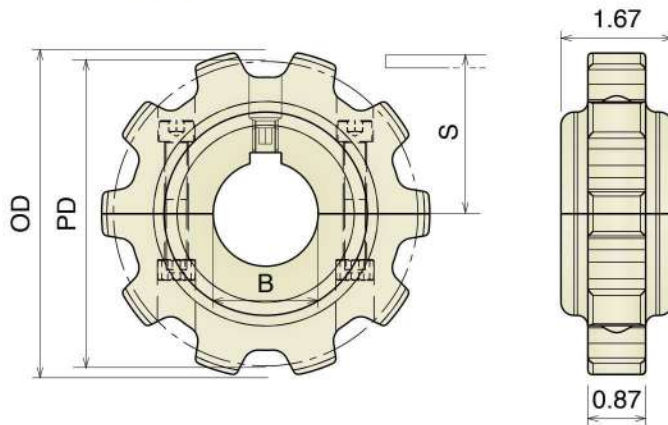


Part	Article-Nr.	Z	Bore	PD	OD	S
549	54951Y	10	1	4.85	4.80	2.57
549	54952Y		1¼			
549	54953Y		1⅞			
549	54954Y		1½			
550	55051Y	12	1	5.79	5.80	3.04
550	55052Y		1¼			
550	55053Y		1⅞			
550	55054Y		1½			

**Material:** Polyamide  
Screws/Grub screw: Stainless steel  
Nuts: zinc plated steel

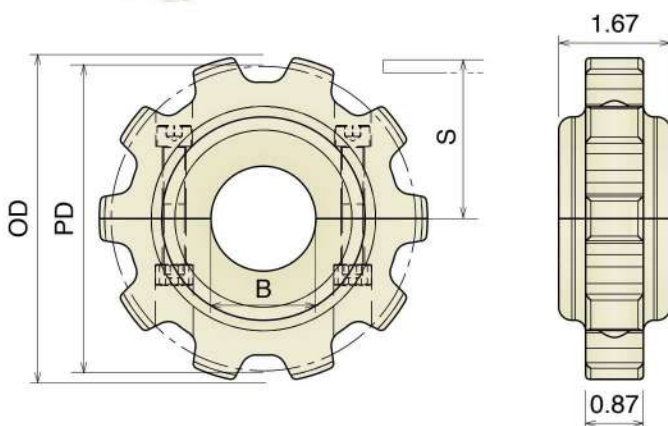
## 882 Split drive sprocket, machined

Delivery: **Standard** On request Also suitable for Series 8257



Part	Article-Nr.	Z	Bore	PD	OD	S
551	55101YF	9	1	4.38	4.41	2.38
551	55102YF		1¼			
551	55103YF		1⅙			
551	55104YF		1½			
552	55201YF	10	1	4.85	4.92	2.61
552	55202YF		1¼			
552	55203YF		1⅙			
552	55204YF		1½			
553	55301YF	11	1	5.32	5.39	2.85
553	55302YF		1¼			
553	55303YF		1⅙			
553	55304YF		1½			
554	55401YF	12	1	5.79	5.87	3.09
554	55402YF		1¼			
554	55403YF		1⅙			
554	55404YF		1½			

## Split idler sprocket, machined



Part	Article-Nr.	Z	Bore	PD	OD	S
551	55150	9	0.71*	4.38	4.41	2.38
551	55151Y		1			
551	55152Y		1¼			
551	55153Y		1⅙			
551	55154Y		1½			
552	55250	10	0.71*	4.85	4.92	2.61
552	55251Y		1			
552	55252Y		1¼			
552	55253Y		1⅙			
552	55254Y		1½			
553	55350	11	0.71*	5.32	5.39	2.85
553	55351Y		1			
553	55352Y		1¼			
553	55353Y		1⅙			
553	55354Y		1½			
554	55450	12	0.71*	5.79	5.87	3.09
554	55451Y		1			
554	55452Y		1¼			
554	55453Y		1⅙			
554	55454Y		1½			

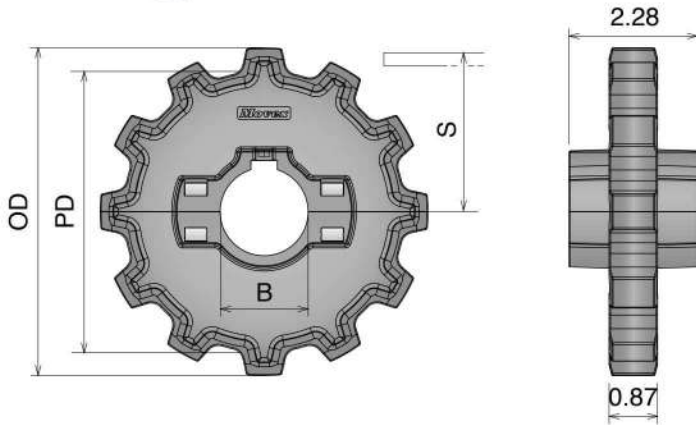
\*Plain Bore

**Material:** Polyamide reinforced  
Screws/Grub screw: Stainless steel  
Nuts: Nickel plated brass

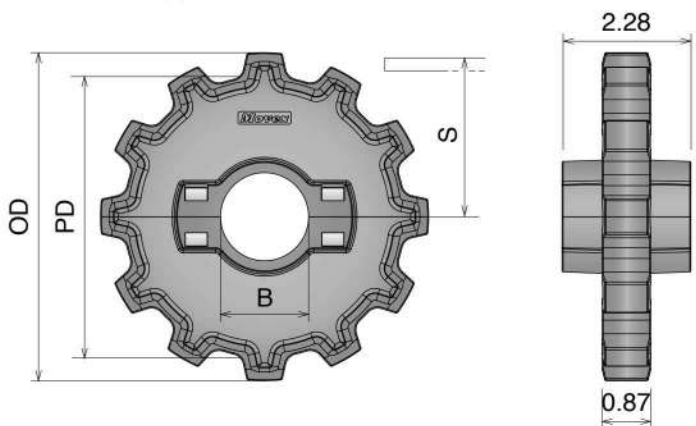
# 882 Split drive sprocket, molded

Delivery: **Standard** On request Also suitable for Series 8257

Part	Article-Nr.	Z	Bore	PD	OD	S
556	55601YF	12	1	5.79	5.87	3.09
556	55602YF		1¼			
556	55603YF		1⅞			
556	55604YF		1½			



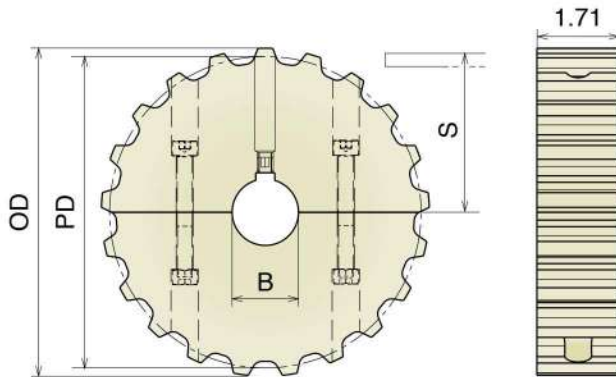
# Split idler sprocket, molded



Part	Article-Nr.	Z	Bore	PD	OD	S
556	55651Y	12	1	5.79	5.87	3.09
556	55652Y		1¼			
556	55653Y		1⅞			
556	55654Y		1½			

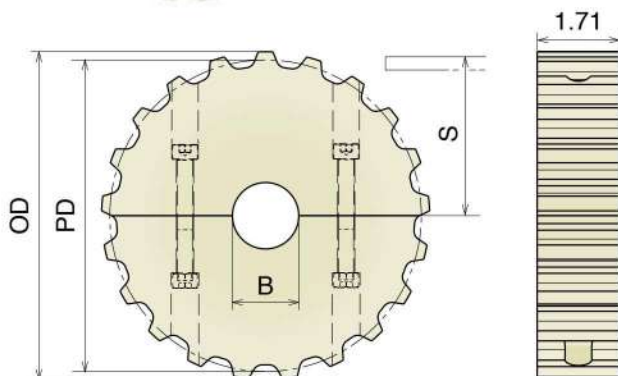
Material: Polyamide  
Screws/Grub screw: Stainless steel  
Nuts: zinc plated steel

## 512 Split drive sprocket, machined



Part	Article-Nr.	Z	Bore	PD	OD	S
557	55701YF	13	1	4.25	4.18	2.25
557	55702YF		1/4			
557	55703YF		1/16			
557	55704YF		1/2			
558	55801YF	15	1	4.88	4.81	2.57
558	55802YF		1/4			
558	55803YF		1/16			
558	55804YF		1/2			
559	55901YF	17	1	5.44	5.44	2.85
559	55902YF		1/4			
559	55903YF		1/16			
559	55904YF		1/2			
560	56001YF	18	1	5.76	5.76	3.01
560	56002YF		1/4			
560	56003YF		1/16			
560	56004YF		1/2			
561	56101YF	19	1	6.07	6.13	3.16
561	56102YF		1/4			
561	56103YF		1/16			
561	56104YF		1/2			
562	56201YF	21	1	6.71	6.81	3.48
562	56202YF		1/4			
562	56203YF		1/16			
562	56204YF		1/2			
563	56301YF	23	1	7.34	7.48	3.80
563	56302YF		1/4			
563	56303YF		1/16			
563	56304YF		1/2			
564	56401YF	25	1	7.98	8.03	4.12
564	56402YF		1/4			
564	56403YF		1/16			
564	56404YF		1/2			

## Split idler sprocket, machined



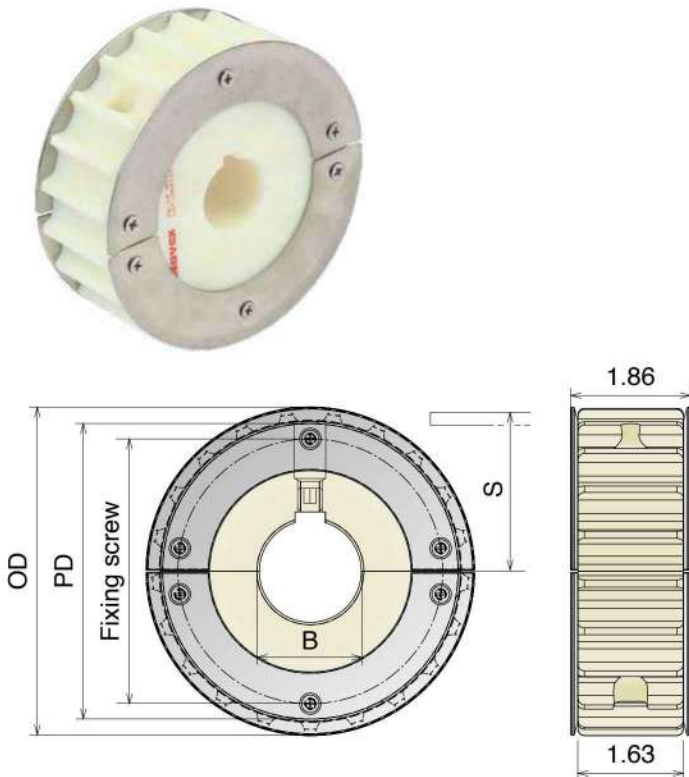
Part	Article-Nr.	Z	Bore	PD	OD	S
557	55750	13	0.71*	4.25	4.18	2.25
557	55751Y		1			
557	55752Y		1/4			
557	55753Y		1/16			
557	55754Y		1/2			
558	55850	15	0.71*	4.88	4.81	2.57
558	55851Y		1			
558	55852Y		1/4			
558	55853Y		1/16			
558	55854Y		1/2			
559	55950	17	0.71*	5.44	5.44	2.85
559	55951Y		1			
559	55952Y		1/4			
559	55953Y		1/16			
559	55954Y		1/2			
560	56050	18	0.71*	5.76	5.76	3.01
560	56051Y		1			
560	56052Y		1/4			
560	56053Y		1/16			
560	56054Y		1/2			
561	56150	19	0.71*	6.07	6.13	3.16
561	56151Y		1			
561	56152Y		1/4			
561	56153Y		1/16			
561	56154Y		1/2			
562	56250	21	0.71*	6.71	6.81	3.48
562	56251Y		1			
562	56252Y		1/4			
562	56253Y		1/16			
562	56254Y		1/2			
563	56350	23	0.71*	7.34	7.48	3.80
563	56351Y		1			
563	56352Y		1/4			
563	56353Y		1/16			
563	56354Y		1/2			
564	56450	25	0.71*	7.98	8.03	4.12
564	56451Y		1			
564	56452Y		1/4			
564	56453Y		1/16			
564	56454Y		1/2			

\*Plain Bore

Material: Polyamide  
Screws/Grub screw: Stainless steel  
Nuts: zinc plated steel

## 815 Split sprocket with guides, machined

SS Guide-rings, also suitable for Series 881 M

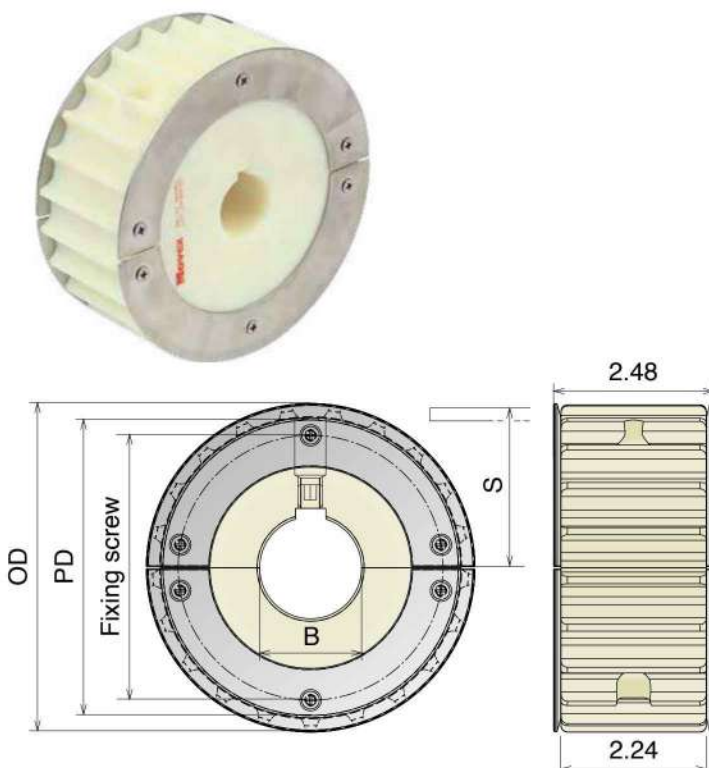


Part	Article-Nr.	Z	Bore	PD	OD	S	Ø screw
501	50101GYF	17	1	4.15	4.09	2.20	3.15
501	50102GYF		1¼				
501	50103GYF		1⅜				
501	50104GYF		1½				
503	50301GYF	21	1	5.09	5.08	2.67	4.09
503	50302GYF		1¼				
503	50303GYF		1⅜				
503	50304GYF		1½				
504	50401GYF	23	1	5.56	5.60	2.90	4.57
504	50402GYF		1¼				
504	50403GYF		1⅜				
504	50404GYF		1½				
505	50501GYF	25	1	6.03	6.06	3.14	5.04
505	50502GYF		1¼				
505	50503GYF		1⅜				
505	50504GYF		1½				

RANGE EXTENSION

## 8157 Split sprocket with guides, machined

SS Guide-rings, also suitable for Series 8857 M



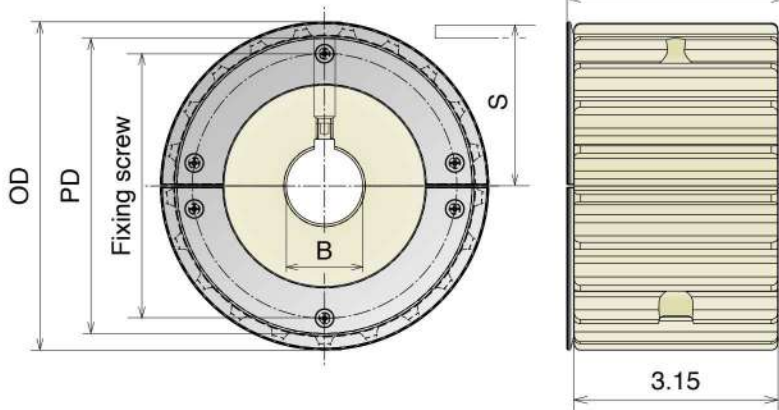
Part	Article-Nr.	Z	Bore	PD	OD	S	Ø screw
528	52801GYF	17	1	4.15	4.09	2.20	3.15
528	52802GYF		1¼				
528	52803GYF		1⅜				
528	52804GYF		1½				
530	53001GYF	21	1	5.09	5.08	2.67	4.09
530	53002GYF		1¼				
530	53003GYF		1⅜				
530	53004GYF		1½				
531	53101GYF	23	1	5.56	5.60	2.90	4.57
531	53102GYF		1¼				
531	53103GYF		1⅜				
531	53104GYF		1½				
532	53201GYF	25	1	6.03	6.06	3.14	5.04
532	53202GYF		1¼				
532	53203GYF		1⅜				
532	53204GYF		1½				

RANGE EXTENSION

Material: Polyamide  
Screws/Grub screw: Stainless steel  
Nuts: zinc plated steel

## 805 Split sprocket with guides, machined

SS Guide-rings

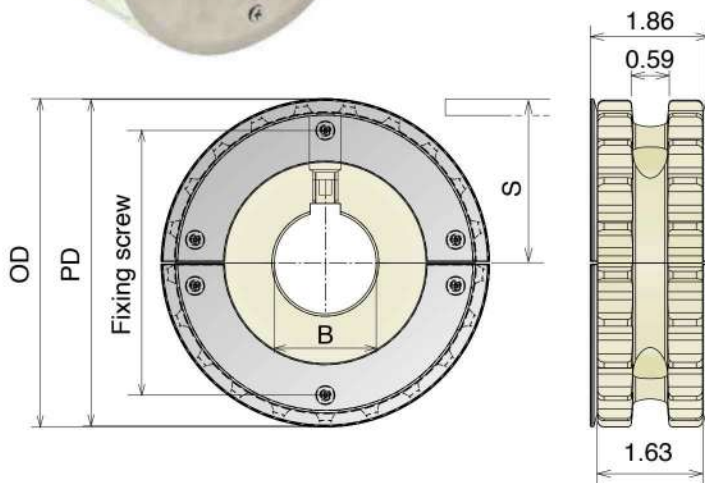


Part	Article-Nr.	Z	Bore	PD	OD	S	Ø screw
521	52101GYF	17	1	4.15	4.09	2.20	3.15
521	52102GYF		1¼				
521	52103GYF		1⅞				
521	52104GYF		1½				
523	52301GYF	21	1	5.09	5.08	2.67	4.09
523	52302GYF		1¼				
523	52303GYF		1⅞				
523	52304GYF		1½				
524	52401GYF	23	1	5.56	5.60	2.90	4.57
524	52402GYF		1¼				
524	52403GYF		1⅞				
524	52404GYF		1½				
525	52501GYF	25	1	6.03	6.06	3.14	5.04
525	52502GYF		1¼				
525	52503GYF		1⅞				
525	52504GYF		1½				

**RANGE EXTENSION**

## 820 Split sprocket with guides, machined

SS Guide-rings



Part	Article-Nr.	Z	Bore	PD	OD	S	Ø screw
535	53501GYF	17	1	4.15	4.09	2.20	3.15
535	53502GYF		1¼				
535	53503GYF		1⅞				
535	53504GYF		1½				
537	53701GYF	21	1	5.09	5.08	2.67	4.09
537	53702GYF		1¼				
537	53703GYF		1⅞				
537	53704GYF		1½				
538	53801GYF	23	1	5.56	5.60	2.90	4.57
538	53802GYF		1¼				
538	53803GYF		1⅞				
538	53804GYF		1½				
539	53901GYF	25	1	6.03	6.06	3.14	5.04
539	53902GYF		1¼				
539	53903GYF		1⅞				
539	53904GYF		1½				

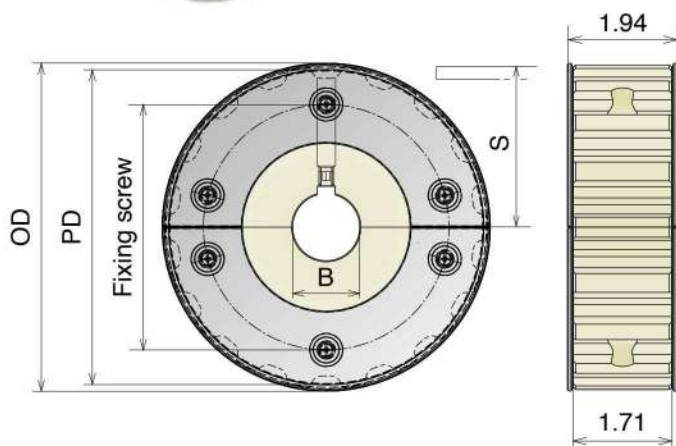
**RANGE EXTENSION**

**Material:** Polyamide  
Screws/Grub screw: Stainless steel  
Nuts: zinc plated steel

# 512 Split sprocket with guides, machined

SS Guide-rings

Part	Article-Nr.	Z-	Bore	PD	OD	S	Ø screw
576	57601GYF	18	1	5.76	5.79	3.00	4.33
576	57602GYF		1¼				
576	57603GYF		1⅞				
576	57604GYF		1½				

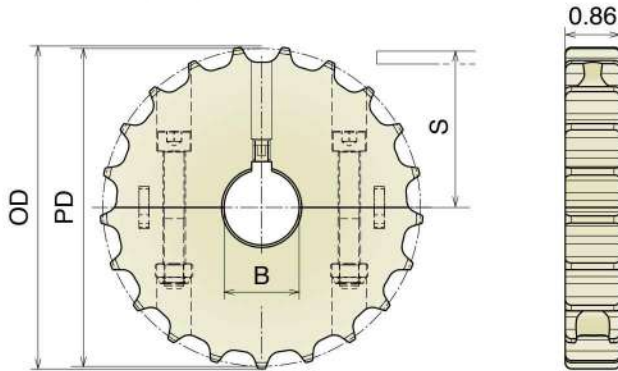


# 815 MINI

Chain sprockets

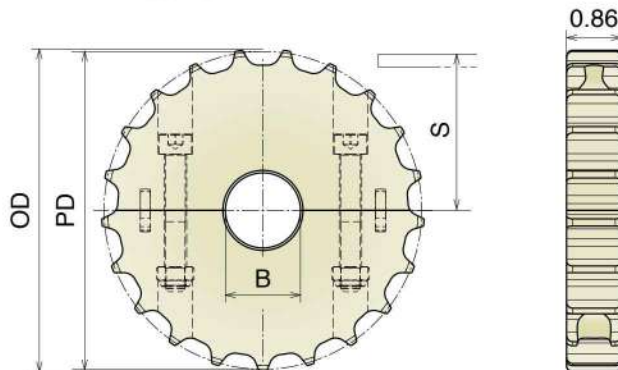
Material: Polyamide  
Screws/Grub screw: Stainless steel  
Nuts: zinc plated steel

## 815 MINI Split drive sprocket, machined



Part	Article-Nr.	Z	Bore	PD	OD	S
580	58001YF	19	1	4.62	4.60	2.43
580	58002YF		1¼			
580	58003YF		1⅙			
580	58004YF		1½			
581	58101YF	21	1	5.09	5.08	2.67
581	58102YF		1¼			
581	58103YF		1⅙			
581	58104YF		1½			
582	58201YF	23	1	5.56	5.59	2.90
582	58202YF		1¼			
582	58203YF		1⅙			
582	58204YF		1½			
583	58301YF	25	1	6.03	6.06	3.14
583	58302YF		1¼			
583	58303YF		1⅙			
583	58304YF		1½			

## Split idler sprocket, machined



Part	Article-Nr.	Z	Bore	PD	OD	S
580	58050	19	0.71*	4.62	4.60	2.43
580	58051Y		1			
580	58052Y		1¼			
580	58053Y		1⅙			
580	58054Y		1½			
581	58150	21	0.71*	5.09	5.08	2.67
581	58151Y		1			
581	58152Y		1¼			
581	58153Y		1⅙			
581	58154Y		1½			
582	58250	23	0.71*	5.56	5.59	2.90
582	58251Y		1			
582	58252Y		1¼			
582	58253Y		1⅙			
582	58254Y		1½			
583	58350	25	0.71*	6.03	6.06	3.14
583	58351Y		1			
583	58352Y		1¼			
583	58353Y		1⅙			
583	58354Y		1½			

\*Plain Bore

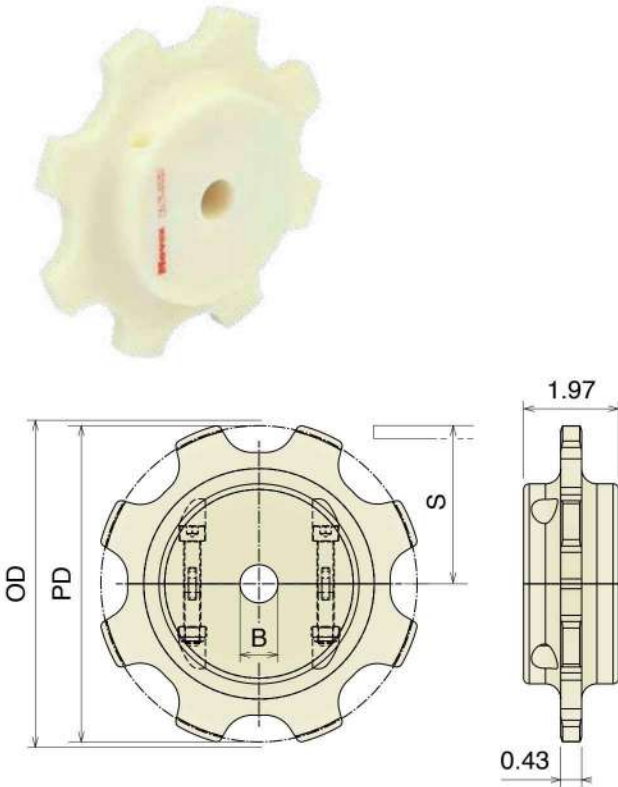
**Material:** Polyamide  
 Screws: Stainless steel  
 Nuts: zinc plated steel

## CC 600 Split idler sprocket, machined

For adequate quantities these sprockets can be delivered with finished bore.

Part	Article-Nr.	Z-	Bore	PD	OD	S
565	56550Y	8	0.79	6.53	6.77	2.75
566	56650Y	10	0.79	8.07	8.46	3.52
567	56750Y	12	0.79	9.69	10.08	4.33
568	56850Y	14	0.79	11.26	11.69	5.12

Other bores available on request

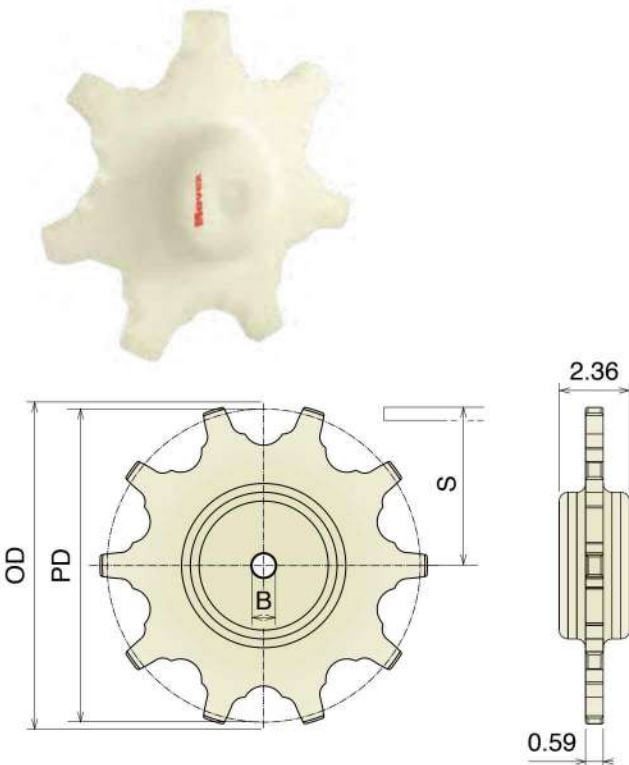


## CC 1400 Idler sprocket, machined

For adequate quantities these sprockets can be delivered with finished bore.

Part	Article-Nr.	Z-	Bore	PD	OD	S
570	57050EY	7	0.79	7.48	7.95	3.07
571	57150EY	8	0.79	8.58	8.96	3.62
572	57250EY	10	0.79	10.51	10.98	4.56

Other bores available on request



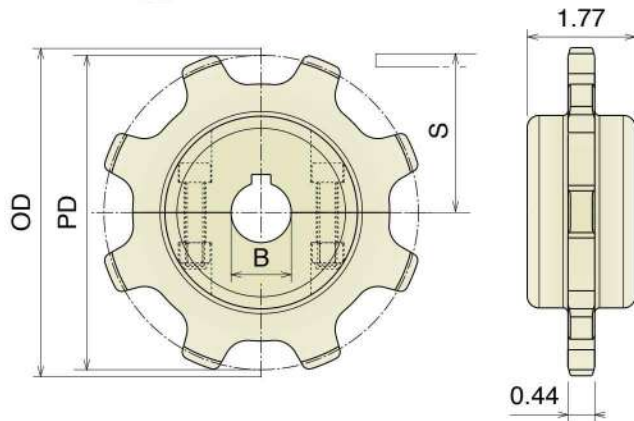
# 1701-1706-765 NO GAP

Chain sprockets

**Material:** Polyamide  
Screws: Stainless steel  
Nuts: zinc plated steel

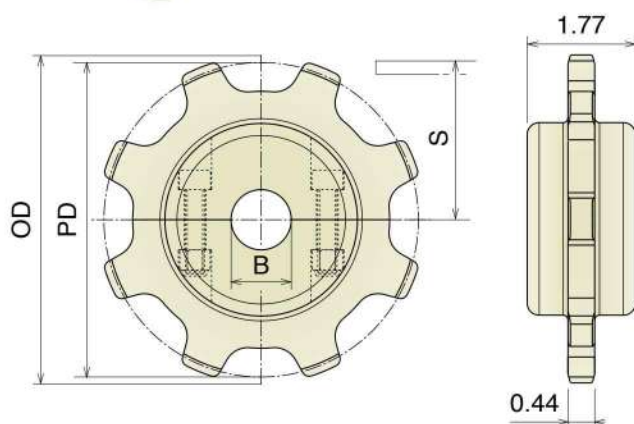
## 1701-1706-765 NO GAP

Split drive sprocket, machined



Part	Article-Nr.	Z	Bore	PD	OD	S
573	57301Y	8	1	5.14	5.22	2.08
573	57302Y		1¼			
573	57303Y		1⅙			
573	57304Y		1½			
574	57401Y	10	1	6.37	6.50	2.71
574	57402Y		1¼			
574	57403Y		1⅙			
574	57404Y		1½			
575	57501Y	13	1	8.22	8.46	3.68
575	57502Y		1¼			
575	57503Y		1⅙			
575	57504Y		1½			

Split idler sprocket, machined



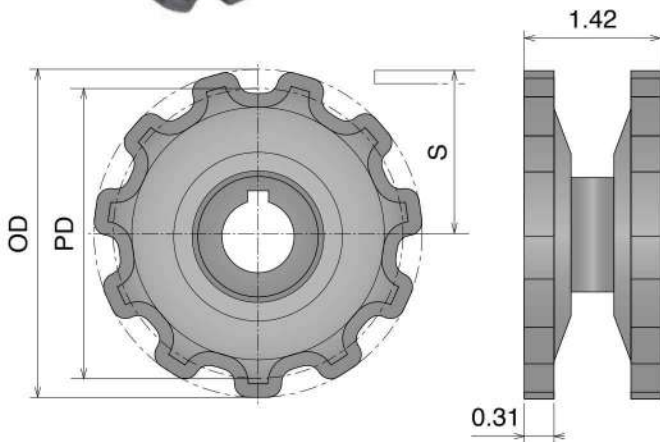
Part	Article-Nr.	Z	Bore	PD	OD	S
573	57350	8	0.71*	5.14	5.22	2.08
573	57351Y		1			
573	57352Y		1¼			
573	57353Y		1⅙			
573	57354Y		1½			
574	57450	10	0.71*	6.37	6.50	2.71
574	57451Y		1			
574	57452Y		1¼			
574	57453Y		1⅙			
574	57454Y		1½			
575	57550	13	0.71*	8.22	8.46	3.68
575	57551Y		1			
575	57552Y		1¼			
575	57553Y		1⅙			
575	57554Y		1½			

\*Plain Bore

## 43 MF-63 MF

Drive sprocket, molded

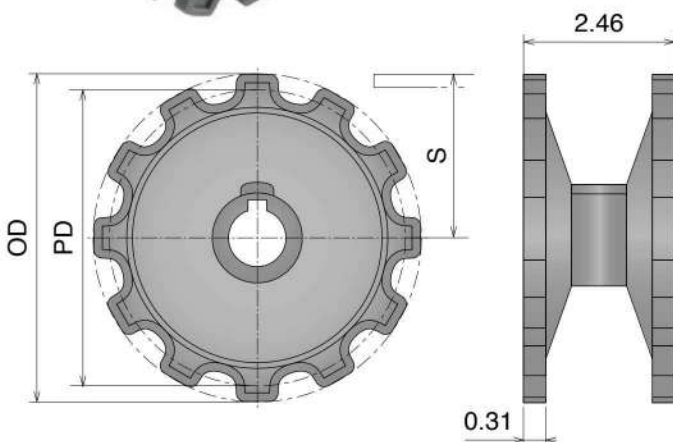
Part	Article-Nr.	Z-	Bore	PD	OD	S
586	58600	11	0.79	3.55	3.72	2.22



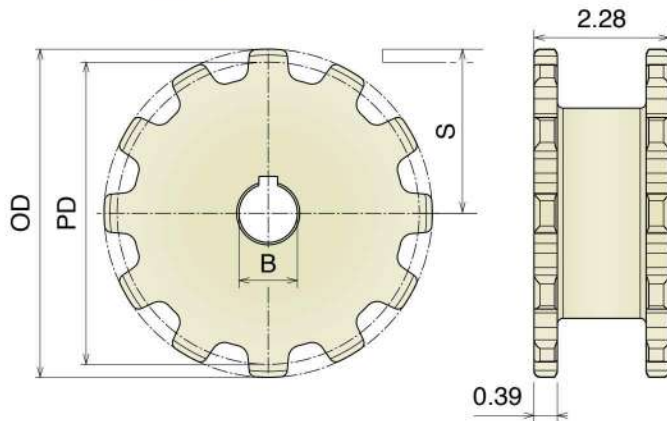
## 103 MF

Drive sprocket, molded

Part	Article-Nr.	Z-	Bore	PD	OD	S
587	58701	12	1	5.09	5.69	3.25

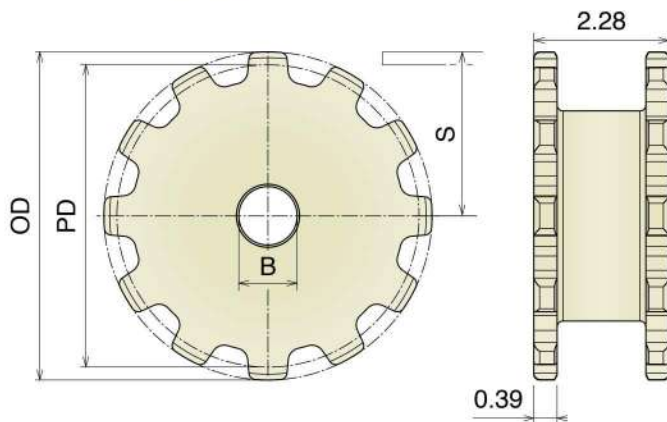


## 83 MF Drive sprocket, machined



Part	Article-Nr.	Z	Bore	PD	OD	S
589	58901Y	9	1	3.85	4.27	2.44
589	58902Y		1¼			
589	58903Y		1⅞			
589	58904Y		1½			
588	58801Y	12	1	5.09	5.51	3.06
588	58802Y		1¼			
588	58803Y		1⅞			
588	58804Y		1½			

## Idler sprocket, machined



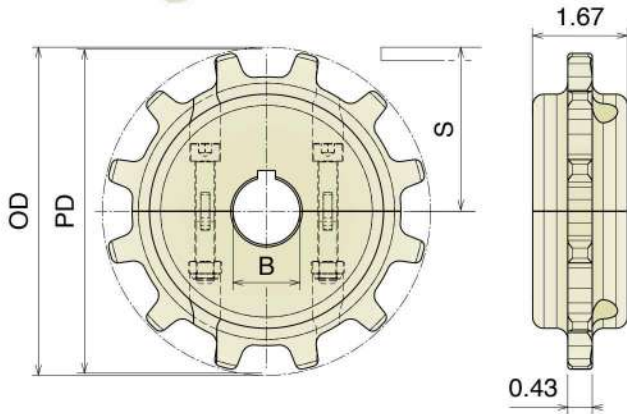
Part	Article-Nr.	Z	Bore	PD	OD	S
589	58950	9	0.71*	3.85	4.27	2.44
589	58951Y		1			
589	58952Y		1¼			
589	58953Y		1⅞			
589	58954Y		1½			
588	58850	12	0.71*	5.09	5.51	3.06
588	58851Y		1			
588	58852Y		1¼			
588	58853Y		1⅞			
588	58854Y		1½			

\*Plain Bore

Material: Polyamide  
Screws: Stainless steel  
Nuts: zinc plated steel

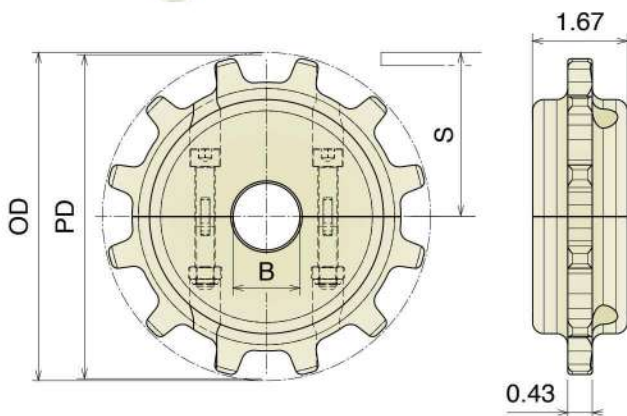
## 83 M-140 M

Split drive sprocket, machined



Part	Article-Nr.	Z	Bore	PD	OD	S
590	59001Y	9	1	4.09	4.25	2.44
590	59002Y		1¼			
590	59003Y		1⅞			
590	59004Y		1½			
591	59101Y	12	1	5.40	5.57	3.03
591	59102Y		1¼			
591	59103Y		1⅞			
591	59104Y		1½			

Split idler sprocket, machined



Part	Article-Nr.	Z	Bore	PD	OD	S
590	59050	9	0.71*	4.09	4.25	2.44
590	59051Y		1			
590	59052Y		1¼			
590	59053Y		1⅞			
590	59054Y		1½			
591	59150	12	0.71*	5.40	5.57	3.03
591	59151Y		1			
591	59152Y		1¼			
591	59153Y		1⅞			
591	59154Y		1½			

\*Plain Bore

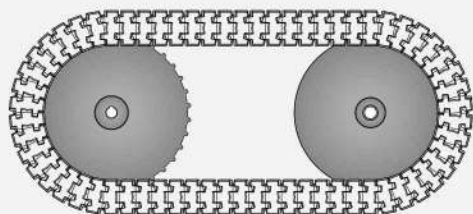
## Turning disks

RANGE EXTENSION

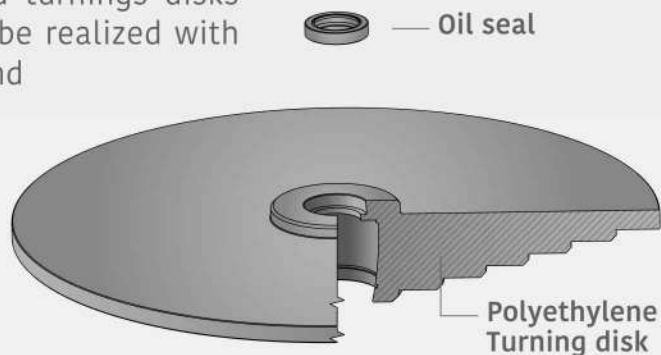
The use of drive disks, idler disks and turnings disks enables the design of the conveyor to be realized with many curves, greatly reducing the PV and guaranteeing exceeding performances compared to traditional system.

Thanks to our machined versions, superior tolerances and planarity are provided; it will then become easier to realize longer conveyors either at the same level or staggered, inclined or declined.

### DRIVE DISK



TURNING DISK



Oil seal

Polyethylene Turning disk

Bearing

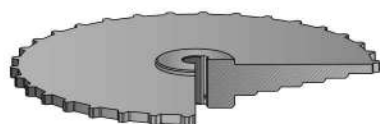
PVC-Spacer

Bearing

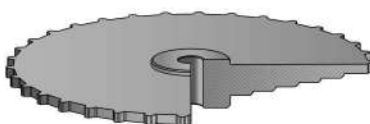
Seeger

Oil seal

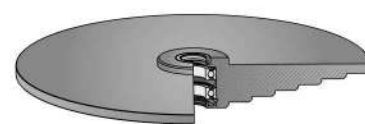
### TYPES AVAILABLE



DRIVE DISK



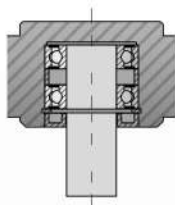
IDLER DISK



TURNING DISK

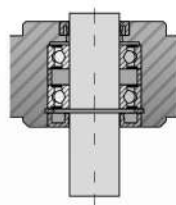
### POSSIBLE APPLICATIONS

MACHINED DISK  
OPTION A



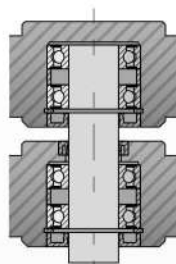
CLOSED VERSION

MACHINED DISK  
OPTION B



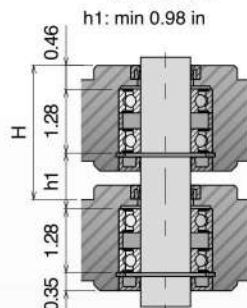
OPEN VERSION

MACHINED DISK  
OPTION C



CLOSED VERSION  
+ OPEN VERSION

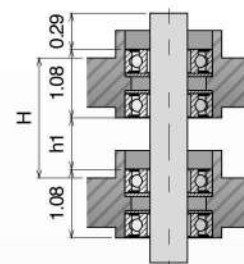
MACHINED DISK  
OPTION D



OPEN VERSION  
+ OPEN VERSION

MOLDED DISK  
OPTION A

h1: min 0.98 in



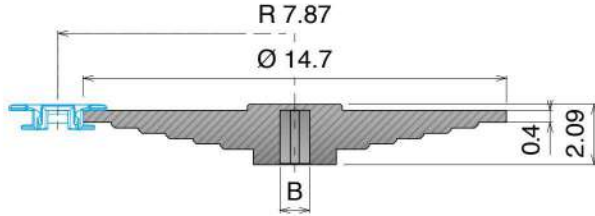
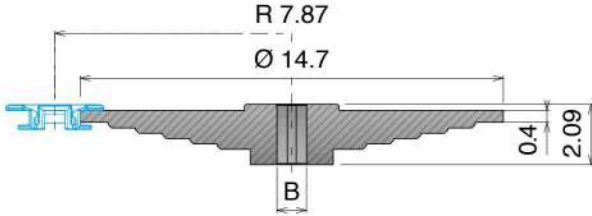
OPEN VERSION  
+ OPEN VERSION

For a correct installation of the shaft and the position of the circlips, please contact your sales representative.

## 878 TAB Tangential sprockets

Suitable for 888 TAB | Drive disk with grub screws included

### Drive disk, machined



#### OPEN VERSION



ROUNDBORE WITH KEYWAY

Article-Nr.	Z-	Bore
59300Y	34	3/4
59301Y		1
59302Y		1 1/4
59303Y		1 7/16
59304Y		1 1/2

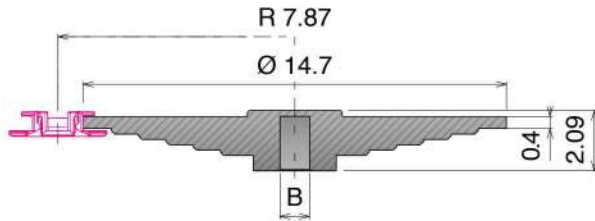
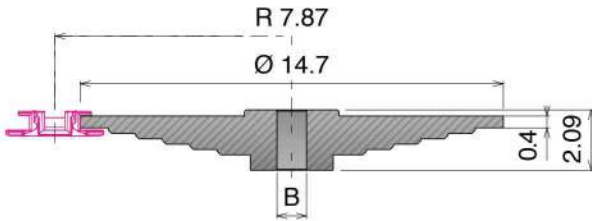
#### CLOSED VERSION



ROUNDBORE WITH KEYWAY

Article-Nr.	Z-	Bore
59300CY	34	3/4
59301CY		1
59302CY		1 1/4
59303CY		1 7/16
59304CY		1 1/2

### Idler disk, machined



#### OPEN VERSION



ROUNDBORE

Article-Nr.	Z-	Bore
59361Y	34	3/4
59362Y		1
59363Y		1 1/4
59364Y		1 7/16
59365Y		1 1/2

#### CLOSED VERSION



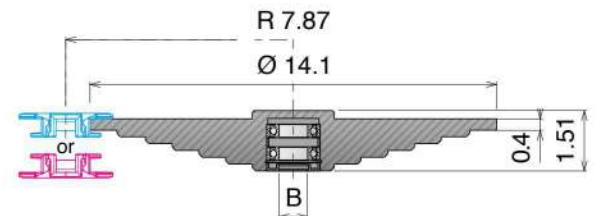
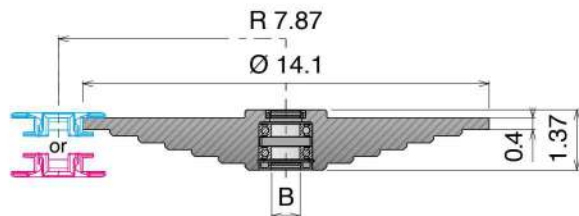
ROUNDBORE

Article-Nr.	Z-	Bore
59371CY	34	3/4
59372CY		1
59373CY		1 1/4
59374CY		1 7/16
59375CY		1 1/2

## 878 TAB Turning disk

Suitable for 888 TAB | Bearings and oils seal included

### Turning disk, machined - Carry and return side



#### OPEN VERSION



ROUNDBORE

Article-Nr.	Bore
593510Y	1

#### CLOSED VERSION



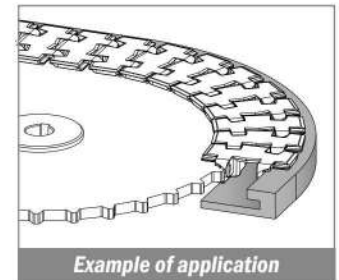
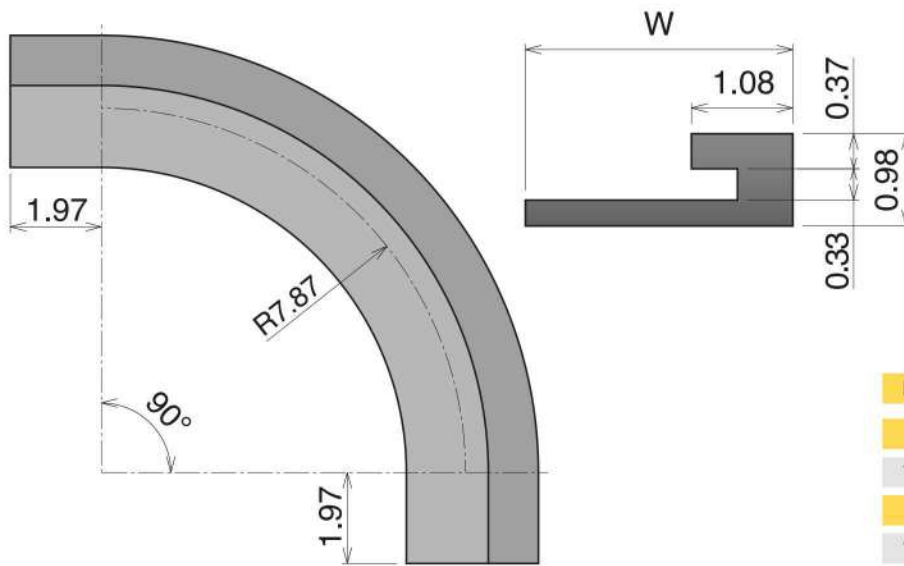
ROUNDBORE

Article-Nr.	Bore
59351CY	1

## 878 TAB Curves

Specific for drive, idler and turning disk applications

Chain Reference 878 TAB - K325/K450



### TAB SYSTEM

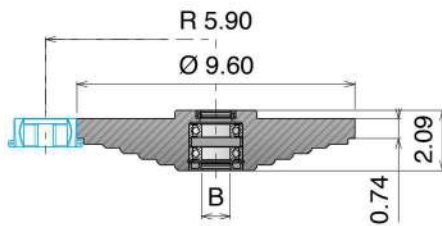
Part	$\alpha 90^\circ$	$\alpha 180^\circ$	Tracks	W
<b>K325</b>				
764	76411072	76421072	1	2.85
<b>K450</b>				
764	76411087	76421087	1	3.44

## 1701 TAB OP-1701 TAB OPF

Turning disk

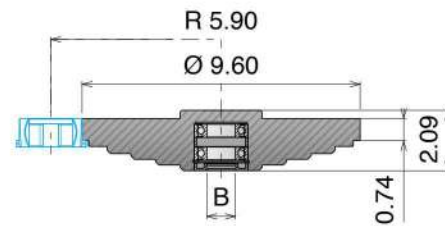
Suitable for 1701 TAB OP - 1701 TAB OPF | Bearings and oils seal included

### Turning disk, machined - Carry side



**OPEN VERSION**  
ROUNDBORE

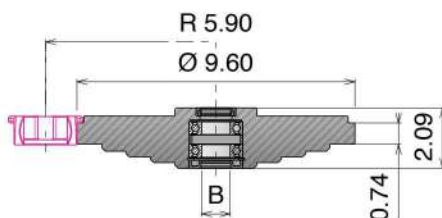
Article-Nr.	Bore
594010Y	1



**CLOSED VERSION**  
ROUNDBORE

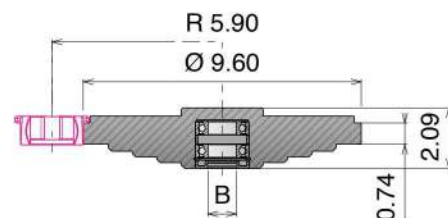
Article-Nr.	Bore
59401CY	1

### Turning disk, machined - Return side



**OPEN VERSION**  
ROUNDBORE

Article-Nr.	Bore
594210Y	1



**CLOSED VERSION**  
ROUNDBORE

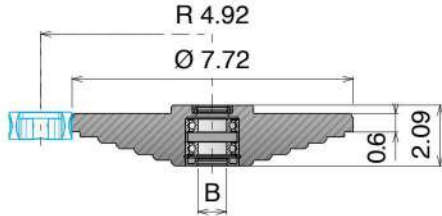
Article-Nr.	Bore
59421CY	1

# 1706-1706 TAB-765 NO GAP

Turning disk

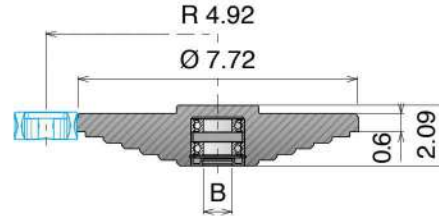
Suitable for 1706 - 1706 TAB - 765 NO GAP | Bearings and oils seal included

## Turning disk, machined - Carry side



**OPEN VERSION**  
ROUNDBORE

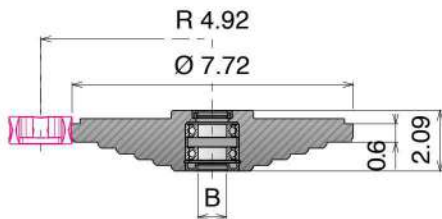
Article-Nr.	Bore
595010Y	1



**CLOSED VERSION**  
ROUNDBORE

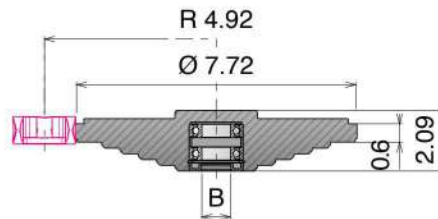
Article-Nr.	Bore
59501CY	1

## Turning disk, machined - Return side



**OPEN VERSION**  
ROUNDBORE

Article-Nr.	Bore
595210Y	1



**CLOSED VERSION**  
ROUNDBORE

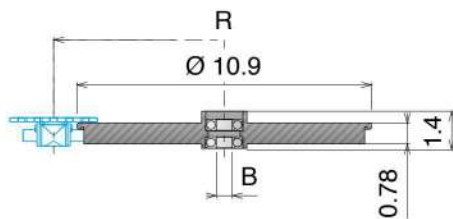
Article-Nr.	Bore
59521CY	1

# 43 MF-63 MF-83 MF-103 MF

Turning disk

Suitable for 43 MF - 63 MF - 83 MF - 103 MF | Bearings included

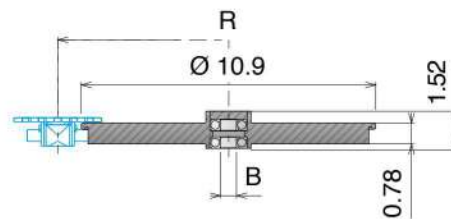
## Drive turning disk, molded - Carry side



**OPEN VERSION**  
ROUNDBORE

Article-Nr.	Bore
170000	0.59 (15mm)

R: 43 MF-63 MF 150 83 MF 160 103 MF 170



**CLOSED VERSION**  
ROUNDBORE

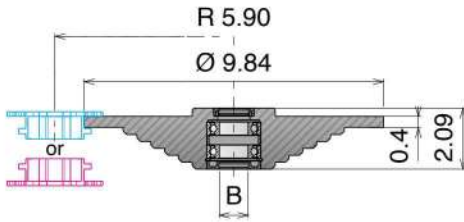
Article-Nr.	Bore
170000C	0.59 (15mm)

R: 43 MF-63 MF 150 83 MF 160 103 MF 170

## 83 M *Turning disk*

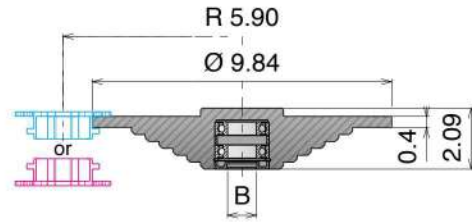
Suitable for 83 M | Bearing and screws included

Turning disk, machined - Carry and return side



**OPEN VERSION**  
ROUNDBORE

Article-Nr.	Bore
596010Y	1



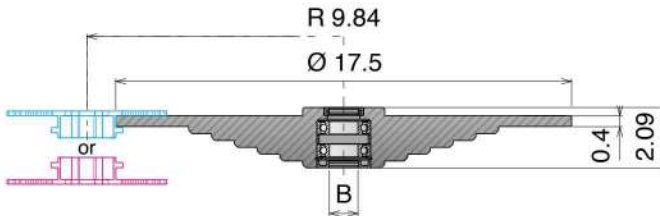
**CLOSED VERSION**  
ROUNDBORE

Article-Nr.	Bore
59601CY	1

## 140 M *Turning disk*

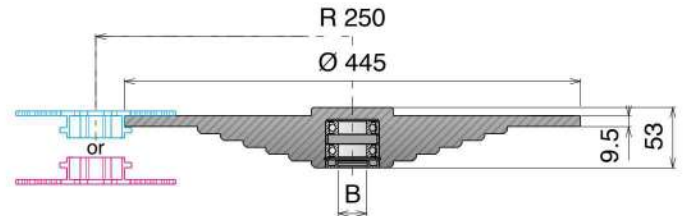
Suitable for 140 M | Bearing and screws included

Turning disk, machined - Carry and return side



**OPEN VERSION**  
ROUNDBORE

Article-Nr.	Bore
596210Y	1



**CLOSED VERSION**  
ROUNDBORE

Article-Nr.	Bore
59621CY	1

# 601

For bore tolerance refers to Movex engineering manual available on our website.



# Chain idler wheels

Info  
Material:

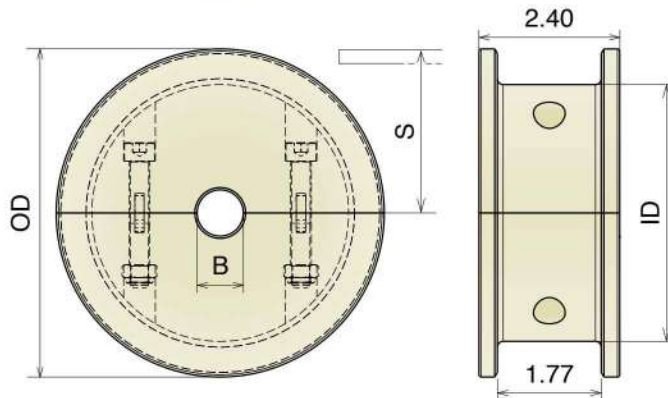


pg. 276

Material: Polyamide  
Screws: Stainless steel  
Nuts: zinc plated steel | Nickel plated brass for molded

## 815 Split idler wheel, machined

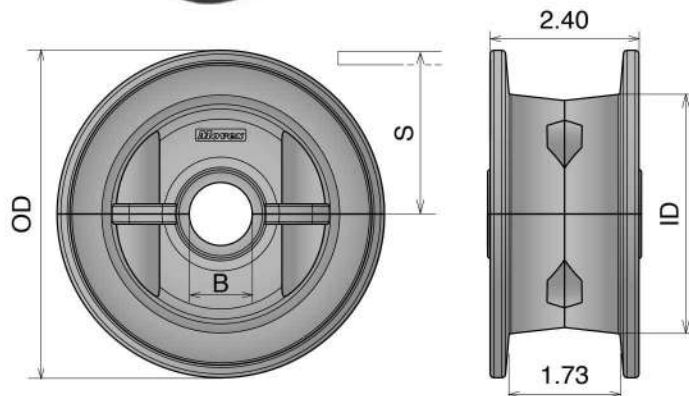
Also suitable for Series 881 M - 820 - 831 - 828 - 879 M - 880



Part	Article-Nr.	ecq. Z	Bore	OD	ID	S
601	60100	17	0.79	4.09	2.96	2.21
601	60101Y		1			
601	60102Y		1/4			
601	60103Y		1/16			
601	60104Y		1/2			
602	60200	19	0.79	4.61	3.63	2.46
602	60201Y		1			
602	60202Y		1/4			
602	60203Y		1/16			
602	60204Y		1/2			
603	60300	21	0.79	5.11	4.13	2.70
603	60301Y		1			
603	60302Y		1/4			
603	60303Y		1/16			
603	60304Y		1/2			
604	60400	23	0.79	5.60	4.38	2.94
604	60401Y		1			
604	60402Y		1/4			
604	60403Y		1/16			
604	60404Y		1/2			
605	60500	25	0.79	6.09	4.91	3.17
605	60501Y		1			
605	60502Y		1/4			
605	60503Y		1/16			
605	60504Y		1/2			
606	60600	27	0.79	6.58	5.31	3.48
606	60601Y		1			
606	60602Y		1/4			
606	60603Y		1/16			
606	60604Y		1/2			
607	60700	29	0.79	7.06	5.51	3.65
607	60701Y		1			
607	60702Y		1/4			
607	60703Y		1/16			
607	60704Y		1/2			

## 815 Split idler wheel, molded

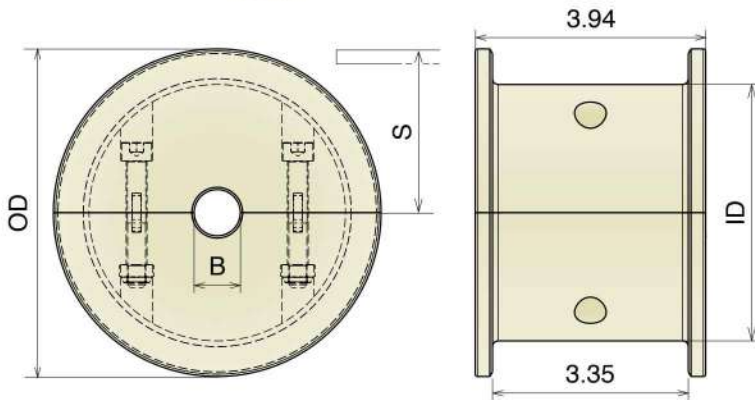
Delivery: **Standard** **On request** Used also for Series 881 M - 820 - 831 - 828  
879 M - 880 - 880 M



Part	Article-Nr.	ecq. Z	Bore	OD	ID	S
608	60801Y	21	1	5.11	3.73	2.70
608	60802Y		1/4			
608	60803Y		1/16			
608	60804Y		1/2			
609	60901Y	23	1	5.60	3.91	2.94
609	60902Y		1/4			
609	60903Y		1/16			
609	60904Y		1/2			
610	61001Y	25	1	6.09	4.01	3.17
610	61002Y		1/4			
610	61003Y		1/16			
610	61004Y		1/2			

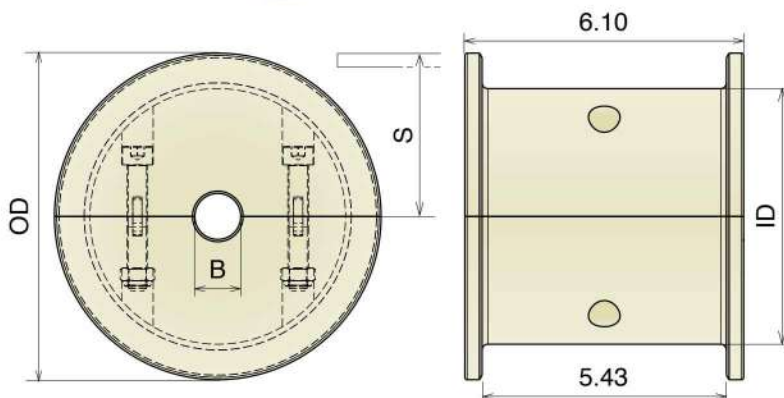
Material: Polyamide  
Screws: Stainless steel  
Nuts: Zinc plated steel

## 805 Split idler wheel, machined



Part	Article-Nr.	ecq. Z	Bore	OD	ID	S
611	61100	17	0.79	4.09	2.96	2.21
611	61101Y		1			
611	61102Y		1/4			
611	61103Y		1/16			
611	61104Y		1/2			
612	61200	19	0.79	4.61	3.63	2.46
612	61201Y		1			
612	61202Y		1/4			
612	61203Y		1/16			
612	61204Y		1/2			
613	61300	21	0.79	5.11	4.13	2.70
613	61301Y		1			
613	61302Y		1/4			
613	61303Y		1/16			
613	61304Y		1/2			
614	61400	23	0.79	5.60	4.38	2.94
614	61401Y		1			
614	61402Y		1/4			
614	61403Y		1/16			
614	61404Y		1/2			
615	61500	25	0.79	6.09	4.91	3.17
615	61501Y		1			
615	61502Y		1/4			
615	61503Y		1/16			
615	61504Y		1/2			
616	61600	27	0.79	6.58	5.31	3.48
616	61601Y		1			
616	61602Y		1/4			
616	61603Y		1/16			
616	61604Y		1/2			
617	61700	29	0.79	7.06	5.51	3.65
617	61701Y		1			
617	61702Y		1/4			
617	61703Y		1/16			
617	61704Y		1/2			

## 821 Split idler wheel, machined



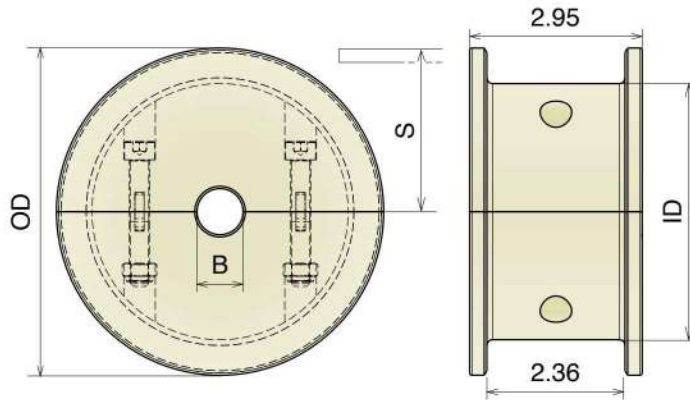
Part	Article-Nr.	ecq. Z	Bore	OD	ID	S
625	62500	19	0.79	4.61	3.63	2.46
625	62501Y		1			
625	62502Y		1/4			
625	62503Y		1/16			
625	62504Y		1/2			
626	62600	21	0.79	5.11	4.13	2.70
626	62601Y		1			
626	62602Y		1/4			
626	62603Y		1/16			
626	62604Y		1/2			
627	62700	23	0.79	5.60	4.38	2.94
627	62701Y		1			
627	62702Y		1/4			
627	62703Y		1/16			
627	62704Y		1/2			
628	62800	25	0.79	6.09	4.91	3.17
628	62801Y		1			
628	62802Y		1/4			
628	62803Y		1/16			
628	62804Y		1/2			

# 881 TAB-880 TAB

Chain idler wheels

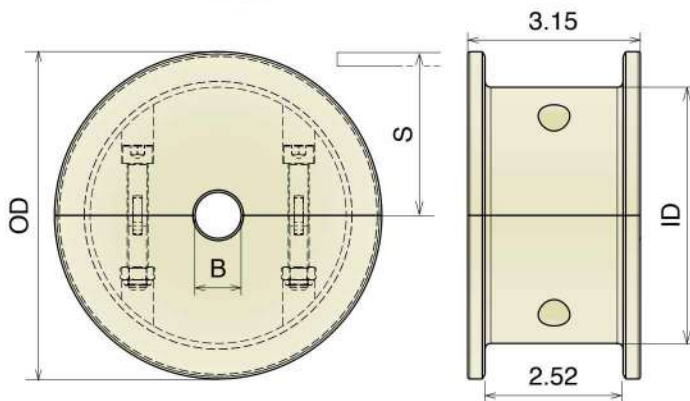
Material: Polyamide  
Screws: Stainless steel  
Nuts: Zinc plated steel

## 881 TAB Split idler wheel, machined



Part	Article-Nr.	ecq. Z-	Bore	OD	ID	S
618	61800	17	0.79	4.09	2.60	2.21
618	61801Y		1			
618	61802Y		1/4			
618	61803Y		1/16			
618	61804Y		1/2			
619	61900	19	0.79	4.61	2.95	2.46
619	61901Y		1			
619	61902Y		1/4			
619	61903Y		1/16			
619	61904Y		1/2			
620	62000	21	0.79	5.11	3.74	2.70
620	62001Y		1			
620	62002Y		1/4			
620	62003Y		1/16			
620	62004Y		1/2			
621	62100	23	0.79	5.60	4.25	2.94
621	62101Y		1			
621	62102Y		1/4			
621	62103Y		1/16			
621	62104Y		1/2			
622	62200	25	0.79	6.09	4.41	3.17
622	62201Y		1			
622	62202Y		1/4			
622	62203Y		1/16			
622	62204Y		1/2			
623	62300	27	0.79	6.58	4.72	3.48
623	62301Y		1			
623	62302Y		1/4			
623	62303Y		1/16			
623	62304Y		1/2			
624	62400	29	0.79	7.06	5.12	3.65
624	62401Y		1			
624	62402Y		1/4			
624	62403Y		1/16			
624	62404Y		1/2			

## 880 TAB Split idler wheel, machined



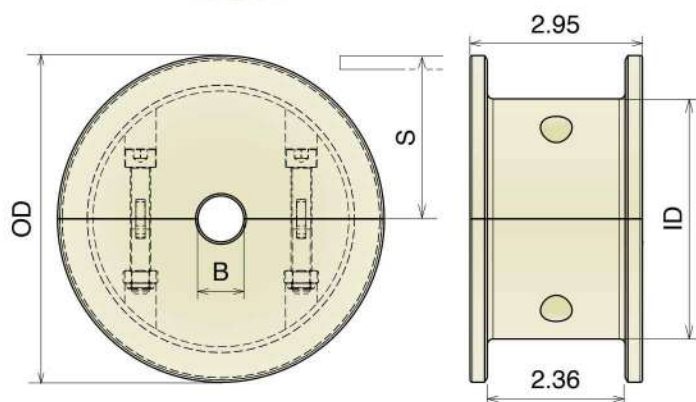
Part	Article-Nr.	ecq. Z-	Bore	OD	ID	S
618	63600	17	0.79	4.09	2.60	2.21
618	63601Y		1			
618	63602Y		1/4			
618	63603Y		1/16			
618	63604Y		1/2			
619	63700	19	0.79	4.61	2.95	2.46
619	63701Y		1			
619	63702Y		1/4			
619	63703Y		1/16			
619	63704Y		1/2			
620	63800	21	0.79	5.11	3.74	2.70
620	63801Y		1			
620	63802Y		1/4			
620	63803Y		1/16			
620	63804Y		1/2			
621	63900	23	0.79	5.60	4.25	2.94
621	63901Y		1			
621	63902Y		1/4			
621	63903Y		1/16			
621	63904Y		1/2			
622	64000	25	0.79	6.09	4.41	3.17
622	64001Y		1			
622	64002Y		1/4			
622	64003Y		1/16			
622	64004Y		1/2			
623	64100	27	0.79	6.58	4.72	3.48
623	64101Y		1			
623	64102Y		1/4			
623	64103Y		1/16			
623	64104Y		1/2			
624	64200	29	0.79	7.06	5.12	3.65
624	64201Y		1			
624	64202Y		1/4			
624	64203Y		1/16			
624	64204Y		1/2			

Chain idler wheels

Material: Polyamide  
Screws: Stainless steel  
Nuts: Zinc plated steel

## 882 M Split idler wheel, machined

Also suitable for Series 8157 - 8257 - 8857 M - 8857 M GT



Part	Article-Nr.	ecq. Z-	Bore	OD	ID	S
629	62900	17	0.79	4.09	2.96	2.21
629	62901Y		1			
629	62902Y		1/4			
629	62903Y		1/16			
629	62904Y		1/2			
630	63000	19	0.79	4.61	3.63	2.46
630	63001Y		1			
630	63002Y		1/4			
630	63003Y		1/16			
630	63004Y		1/2			
631	63100	21	0.79	5.11	4.13	2.70
631	63101Y		1			
631	63102Y		1/4			
631	63103Y		1/16			
631	63104Y		1/2			
632	63200	23	0.79	5.60	4.38	2.94
632	63201Y		1			
632	63202Y		1/4			
632	63203Y		1/16			
632	63204Y		1/2			
633	63300	25	0.79	6.09	4.91	3.17
633	63301Y		1			
633	63302Y		1/4			
633	63303Y		1/16			
633	63304Y		1/2			
634	63400	27	0.79	6.58	5.31	3.48
634	63401Y		1			
634	63402Y		1/4			
634	63403Y		1/16			
634	63404Y		1/2			
635	63500	29	0.79	7.06	5.51	3.65
635	63501Y		1			
635	63502Y		1/4			
635	63503Y		1/16			
635	63504Y		1/2			

# Movex<sup>®</sup> MACHINING DEPT

>7.500  
CURVES  
AVAILABLE

>10  
CNC  
WORKSTATIONS

>1.900  
SPROCKETS  
AVAILABLE



## We machine for your business.

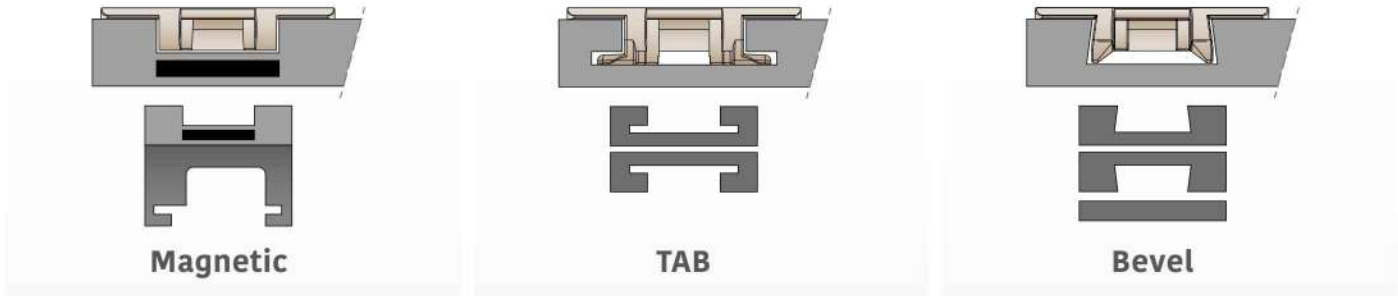
The machining department is where we produce straight sections and corner tracks (TAB, Magnetic & bevel versions) available in a range of unique and patented materials in various shapes and an extensive selection of polyamide sprockets, idler wheels and turning disks, either machined or molded and suitable for covering all applications.

**Movex<sup>®</sup>** uses only top-materials and the best CNC technology for all types of processes required; this allows us to offer unrivalled accuracy and products that meet the needs of the most demanding clients.

Beside of the standard available corner tracks, we have organized a specific workflow to create tailor made products, developed over the course of the last ten years, which aims to satisfy the requirements of even the most demanding buyer.

Get in touch with us and ask a personalized quotation.

## Choose the one that best suits you.



**Magnetic** corner tracks are the most effective and reliable system for the table top conveyor design. The magnets provides the correct magnetic field to hold the chain on the corner track and this provides a flat carrying surface for the chain; thus, improving product stability and properly support the product.

**TAB** type corner tracks are a more economical solution compared to magnetic curves. In those applications where cleaning and product support are less important, they can perfectly be used.

**Bevel** corner tracks are another alternative to magnetic and TAB corner track solutions. Compared with TAB system it is more accessible but an additional support in the return is required.

## **SOLID** MAGNETIC CURVES

*For 520 modular belt and 882/8857 plastic chains.*

THE NEW STANDARD DESIGN\*.

With the main focus on quality, Movex magnetic corner tracks provide higher performances in combination with 3 different materials, specific for each application: traditional, dry running and abrasive.

The new design offers better performances, a magnet fields optimization and a up to a 35% production increase, guarantee a further reduction in lead times.




\* 550 PRO M magnetic curves keep the same design with magnets positioned at the lower part of the curve.

**Solid curve** available in **UHMW-PE**, **BluLub®**, and **C Abrasive**.

**Permanent magnet** now at the top of the curve


**Return section** made in **UHMW-PE**



### Three materials available:


Depending on application conditions various curve materials are suitable.

**UHMW-PE**  
STANDARD




For Lubricated steel and plastic chains and belts.

**BluLub®**  
HIGH-PERFORMANCE



For limited lubrication and higher speeds and loads.

**C Abrasive**  
EXTREME CONDITIONS



For dry running steel chains and polluted circumstances.

THE NEW STANDARD DESIGN.

## New design and best performance!

This design introduces replaceable guides.

**Guides** available in **BluLub®**, **UHMW-PE**, and **C Abrasive**

Our focus on sustainability.

**Support base** made in **Recycling multicolored material**

Max working load 2.500N/ft

NEW DESIGN



Permanent magnet now at the top of the curve

Return section made in **UHMW-PE**

### Main features:



#### Improved magnetic field

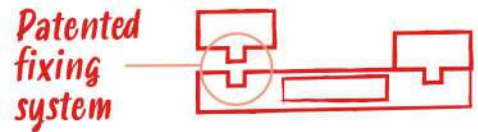
The consistent distance between the magnet and the chain ensures a constant magnetic field that reduces the annoying “stick-slip” effect. The new magnet cassettes include a double lip system.

**+27% MAGNETIC FIELD OPTIMIZATION\***



#### Fast and easy maintenance

Thanks to the patented RS system, the easy replaceable guides simplify maintenance and reduce downtimes.



#### Interchangeable guides

In case of required replacement, guides can be ordered as handy replacement kit available in three different interchangeable materials (on stock), and easily installed without removing the curve from the conveyor: **BluLub®**, **C Abrasive** and **UHMW-PE**.

**3 GUIDES MATERIALS WITH 3 DIFFERENT FEATURES**



#### Saving resources

The new design and the guides replacement kit, are extremely useful to reduce purchase and maintenance costs, thus also improving the TCO.

**UP TO 35% ENERGY REDUCTION\***

### Three versions available:

The color of **Recycling multicolored material** may vary depending to the the composition of raw materials used.



# **RS Kit replacement procedure**

## *For RS magnetic curve versions.*

The strips can be replaced with the curve still mounted in the conveyor, saving time, costs and reducing downtimes.

- Remove the worn guides from the top of the curve.

This can be done by inserting a flat screwdriver between the guide and the support base [1], and with the help of a hammer, leverage all the way round to lift the guide [2].

- Install the new guide on the support base.

Place the new guide in the appropriate seat [3], and use a soft hammer to fix the strip. [4]. Make sure guide it is firmly seated in the slot.



**Turn off and lock-out the conveyor power before proceeding to replace the guide, and ensure that the chain ends cannot slip away because of its weight.**



## **ETC** EASY TRANSFER CURVES

*For 260/261/878/879/880 and 881/8811 plastic chains.*

Easy transfer curves are used to remove head to tail transfers, particularly complicate with instable products.

Conveyed products can easily change tracks with a controlled-side-to-side transfer, guaranteeing the maximum efficiency of the line.

Movex easy transfer curves are available for magnetic and TAB chains with two different designs: full version (easier to be installed) and light version (economic choice).



# RS PRO MAGNETIC CURVES

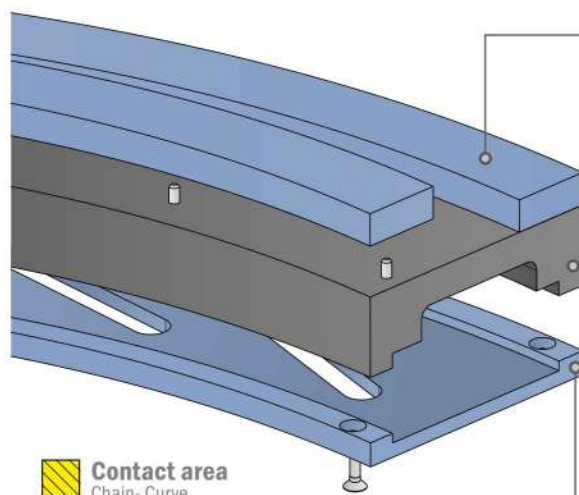
PATENTED

A NEW CONCEPT OF MAGNETIC CURVE.

**RS PRO** is a patented system that consists of machined plastic curve tracks equipped with permanent magnets with a new curve return concept.

This new return section-plate provides a total support of the chain or belt in the return of the curve.

**RS PRO** is equipped with guides in **BluLub®**, which contributes to improved PV-properties and reduce the energy consumption especially in applications with limited lubrication or higher loads.



## Guides made in **BluLub®**

The assembly system reduces the maintenance-time in case of replacement and **BluLub®** material guarantees great performance and due the lower friction which also improves the product stability and wearlife of chains and belts.

## Return section made in **Standard UHMW-PE**

The return section of the **RS PRO** curve is designed to reduce the distance between chain and magnets; ensuring steady magnetic force and keeping the chain in the correct position.

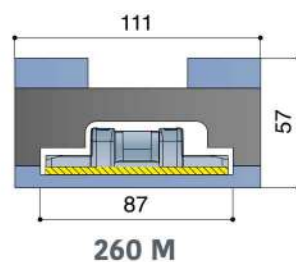
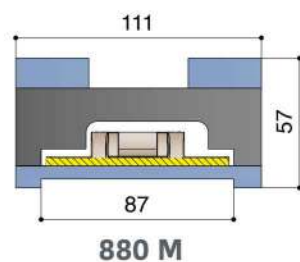
## New support plate made in **BluLub®**

The new return-section plate creates a full support of the chain or belt in this return-section.

**RS PRO** patented curves can be used for **880 M** chain as well as **260 M** chain-belt. Depending on the installation of the return-section plate, the correct space is created in the return.

Basically, two executions in one design!

Contact area  
Chain-Curve



- Lower Friction • Less Wear • Easy to maintain • Lower TCO • Less Energy • Easy to install

# RS CRATES


SPECIFIC FOR HIGH LOAD APPLICATIONS.

**RS CRATES** is the perfect solution for all the applications with specific abrasive conditions, able to guarantee great functionality even under high working load.

Available in **BluLub®** and **C Abrasive**, on request.





# 6T





For belt sprockets position refers to Movex engineering manual available on our website.

# Modular belts


**510**   
0.31" Pitch  
**510 FT**  
Page 123

**521**   
0.50" Pitch  
**521 FT**  
Page 135

**525**   
0.59" Pitch  
**525 HD FT**  
Page 145

**550**   
1.00" Pitch  
**550 FT**  
Page 160

**551**   
1.00" Pitch  
**551 FT**  
Page 173

**520**   
0.50" Pitch  
**520 FT**  
Page 125

**522**   
0.50" Pitch  
**522 HD FT**  
Page 136

**525 HD FT + RIB**  
Page 146

**550 FT One track Belt**  
Page 161

**551 FTT**  
Page 174

**520 HD FT**  
Page 126

**522 HD One track Belt**  
Page 137

**525 FTT**  
Page 147

**550 FTT**  
Page 162

**551 GT**  
Page 175

**520 FTT**  
Page 127

**522 HD FG**  
Page 148

**525 HD FG**  
Page 148

**550 FG**  
Page 163

**551 GT Side indent**  
Page 176

**520 FG**  
Page 128

**522 HD GT**  
Page 149

**525 HD GT**  
Page 149

**550 FG One track Belt**  
Page 164

**551 LBP**  
Page 177

**520 GT**  
Page 129


**522 HD GT Side indent**  
Page 150


**525 HD GT Side indent**  
Page 150

**550 GT**  
Page 165


**551 PRO LBP**  
Page 178

**520 GT Side indent**  
Page 130

**590**   
0.75" Pitch  
**590 FT**  
Page 139

**530**   
0.59" Pitch  
**530 FT**  
Page 152

**520 GT Side indent**  
Page 166

**552**   
1.00" Pitch  
**552 FT**  
Page 180

**520 LBP**  
Page 131

**590 FT One track Belt**  
Page 140

**530 FT One track Belt**  
Page 153

**550 FLIGHT TOP**  
Page 167/168

**552 FT One track Belt**  
Page 181

**520 PRO LBP**  
Page 132

**590 FTT**  
Page 141

**530 FTT**  
Page 154

**550 V**  
Page 169

**552 FTT**  
Page 182

**520 M**  
Page 133

**590 FG**  
Page 142

**530 GT**  
Page 155

**550 PRO FT**  
Page 170

**552 PT**  
Page 183

**520 PRO LBP**  
Page 132

**590 FG One track Belt**  
Page 143

**530 GT Side indent**  
Page 156

**550 PRO M**  
Page 171

**552 PT One track Belt**  
Page 184

**520 PRO LBP**  
Page 132

**590 FG**  
Page 142

**530 LBP**  
Page 157

**550 PRO M**  
Page 171

**552 GT**  
Page 185

**520 PRO LBP**  
Page 132

**590 FG**  
Page 142

**530 PRO LBP**  
Page 158



**550 PRO M**  
Page 171

**552 GT Side indent**  
Page 186

Material Info:



pg. 263>272



1.00" Pitch  
**553 FLEX TOP**  
Page 188/189




2.00" Pitch  
**500 RR**  
Page 202



**ZERO CONTACT**  
Page 208/209



1.00" Pitch  
**260 M FT**  
Page 213



1.00" Pitch  
**556 FT**  
Page 191

**500 RR with Positioner**  
Page 203



**389 Traditional Comb**  
Page 204



**ZERO CONTACT PRO**  
Page 210/211

**260 M FG**  
Page 214

**260 TAB**  
Page 215

**556 GT**  
Page 192

**Quick-link Comb**  
Page 205



1.00" Pitch  
**261 M FT**  
Page 216



1.25" Pitch  
**600 Standard**  
Page 194

**AT Comb**  
Page 206

**261 TAB**  
Page 217

**600 Heavy duty**  
Page 195

**600 Heavy duty**  
Page 196

**600 Small radius**  
Page 197


**600 Heavy duty/ Small radius**  
Page 198

**600 Heavy duty/ Small radius**  
Page 199

**600 with pusher**  
Page 200

**1047 Heavy duty guide**  
Page 200

# NoseBars



## NoseBars Standard

for Modular belt:



### 510 Series

Page 221

### 520 Series

Page 221

### 525 Series

Page 221

### 521 Series

Page 222

### 522 HD Series

Page 222

### 530 Series

(LBP excluded) Page 223

### 530 LBP

Page 223

### 530 PRO LBP

Page 224

## NoseBars with Bearings

for Modular belt:



### 510 Series

Page 225

### 525 Series

Page 225

### 521 Series

Page 225

### 522 HD Series

Page 226

### 530 Series

(LBP excluded) Page 226

### 530 LBP

Page 227

### 530 PRO LBP

Page 227

## NoseBars with Rollers

for Modular belt:



### 520 Series

Page 228

### 525 Series

Page 228

### 521 Series

Page 228

### 522 HD Series

Page 229

### 530 Series

(LBP excluded) Page 229

## One piece Standard

for Modular belt:



### 520 Series

Page 230

### 525 Series

Page 230

### 522 HD Series

Page 230

### 530 Series

Page 230

## One piece with Bearings

for Modular belt:



### 520 Series

Page 231

### 525 Series

Page 231

### 522 HD Series

Page 231

### 530 Series

Page 231

## One piece with Bearings

for Modular belt:



### 520 Series

Page 232

### 525 Series

Page 232

### 522 HD Series

Page 232

### 530 Series

Page 232

## One piece

Custom made NoseBar, supplied in a single piece.

**PATENTED**

*One piece* is the system patented by Movex that greatly reduces the time necessary for the conveyor maintenance: being a single piece, of the required size, it is quick to install and easy to clean.

# 510 Series

# 510

Pitch 0.31" (8 mm)  
H= 0.24" (6 mm)



Imperial Size

510 FT

**Movex**<sup>®</sup>

**510 FT** Modular Belt Series 510 FT, H=0.24" M=3.0"

Backflex radius min.: 0.30 in

**CODE STRUCTURE GUIDE** (Example)

<b>5331</b>	<b>01</b>	<b>0012</b>	<b>A</b>
Series	*Material	Width	Version

		
pg. 234	pg. 221	pg. 263->272

**SAMPLE BOX**  
Art.-Nr. **5331018888A**

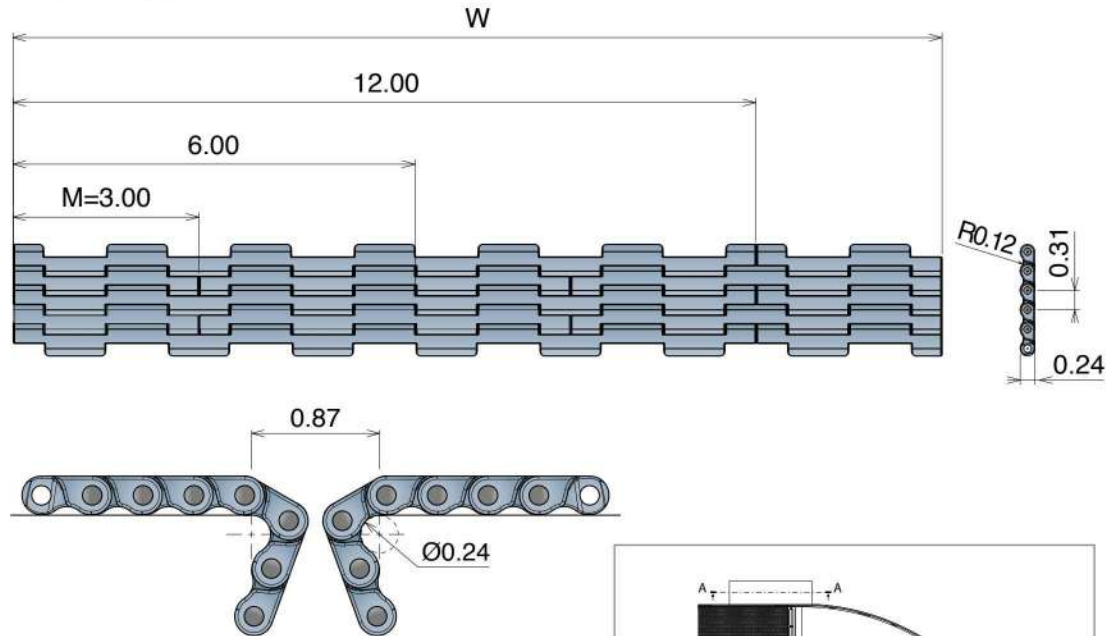


**0.31 in**  
PITCH



- Easier installation
- Quicker maintenance

**Version A - Standard**



**\*Material**  
**LFA - Code 01**  
Low friction Acetal  
**Standard Delivery**

Max w. load: 205 lbs/ft  
Weight: 1.19 lbs/ft<sup>2</sup>  
Temp. range dry: -40+176 °F  
Temp. range wet: -40+149 °F  
Pin material: PBT grey

**MX - Code 03**  
Performance PBT

Max w. load: 185 lbs/ft  
Weight: 1.13 lbs/ft<sup>2</sup>  
Temp. range dry: -40+248 °F  
Temp. range wet: -40+140 °F  
Pin material: POM grey

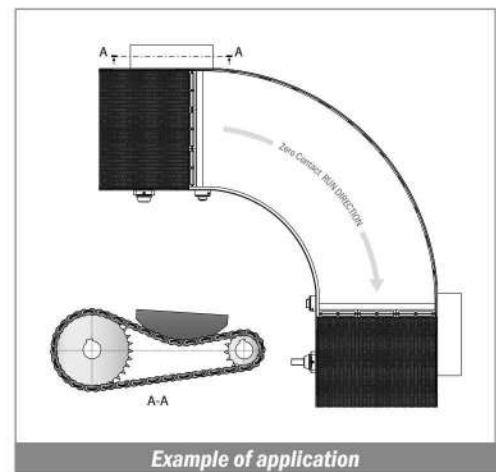
**LFB - Code 23**  
Low friction Acetal

Max w. load: 205 lbs/ft  
Weight: 1.19 lbs/ft<sup>2</sup>  
Temp. range dry: -40+176 °F  
Temp. range wet: -40+149 °F  
Pin material: PBT grey



**Version A - Standard**

Series	Material	Width	Version
5331	*	0003	A
5331	*	0006	A
5331	*	0009	A
5331	*	0012	A
5331	*	0015	A
5331	*	0018	A
5331	*	0021	A
5331	*	0024	A
5331	*	0027	A
5331	*	0030	A
5331	*	0033	A
5331	*	0036	A
5331	*	0039	A
5331	*	0042	A
5331	*	0045	A
5331	*	0048	A



Example of application

**NEW**

**510 FT MOVEX TOOL**

Developed to facilitate belt assembly and disassembly.



Article Nr. **29969**


Movex tools are made with 3D printer, the color may vary due to availability of the material.

# 520 Series

# 520

Pitch 0.50" (12,7 mm)

H= 0.34" (8,7 mm)



520 FT  
520 HD FT  
520 FTT  
520 FG  
520 GT  
520 LBP

520 PRO LBP  
520 M

**Movex**<sup>®</sup>

Belts wider than standard are available with 3.35 in increments

## 520 FT Modular Belt Series 520 FT, H=0.34" M=3.35"

Backflex radius min.: 0.40 in

### CODE STRUCTURE GUIDE (Example)

<b>5201</b>	<b>01</b>	<b>0085</b>	<b>A</b>
Series	*Material	Width	Version

pg. 236-237	221/225/228	pg. 263->272

### SAMPLE BOX

Art.-Nr. **520101888A**

\*Material

### LFA - Code 01

Low friction Acetal

Standard Delivery

Max w. load: 1475 lbs/ft  
 Weight: 1.60 lbs/ft<sup>2</sup>  
 Temp. range dry: -40+176 °F  
 Temp. range wet: -40+149 °F  
 Pin material: PBT white

### PP - Code 02

Polypropylene

Max w. load: 890 lbs/ft  
 Weight: 1.54 lbs/ft<sup>2</sup>  
 Temp. range dry: 39.2+219 °F  
 Temp. range wet: 39.2+219 °F  
 Pin material: PP blue

### MX - Code 03

Performance PBT

Standard Delivery

Max w. load: 1200 lbs/ft  
 Weight: 1.54 lbs/ft<sup>2</sup>  
 Temp. range dry: -40+248 °F  
 Temp. range wet: -40+140 °F  
 Pin material: POM grey

### LFB - Code 23

Low friction Acetal

Max w. load: 1475 lbs/ft  
 Weight: 1.60 lbs/ft<sup>2</sup>  
 Temp. range dry: -40+176 °F  
 Temp. range wet: -40+149 °F  
 Pin material: PBT white

### MPX - Code 25

Lubricated Acetal

Max w. load: 1475 lbs/ft  
 Weight: 1.60 lbs/ft<sup>2</sup>  
 Temp. range dry: -40+176 °F  
 Temp. range wet: -40+149 °F  
 Pin material: PBT white


### PFX - Code 30

Extra performance PBT

Max w. load: 1200 lbs/ft  
 Weight: 1.54 lbs/ft<sup>2</sup>  
 Temp. range dry: -40+248 °F  
 Temp. range wet: -40+140 °F  
 Pin material: POM grey

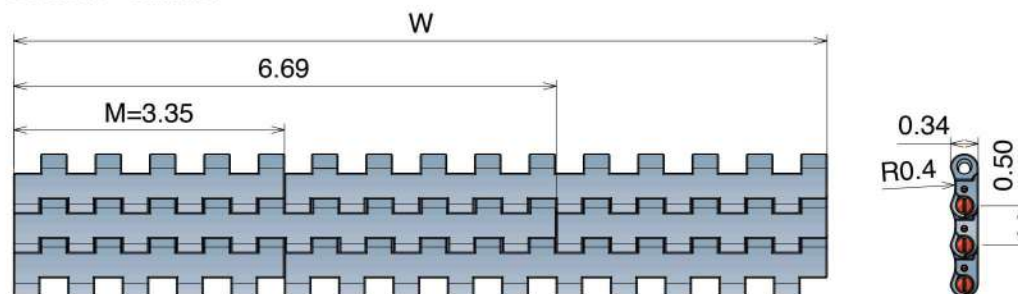


REINFORCED POSITIONER

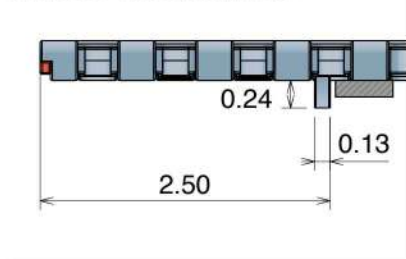


Metric Size

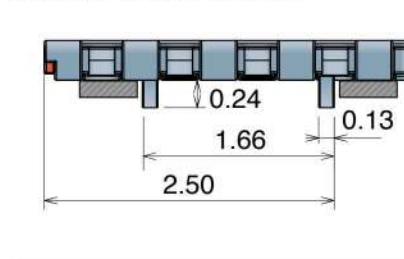
Version A - Standard



Version B - With 1 Positioner



Version C - With 2 Positioner



Version A - Standard

Series	Material	Width	Version
5201	*	0085	A
5201	*	0170	A
5201	*	0255	A
5201	*	0340	A
5201	*	0425	A
5201	*	0510	A
5201	*	0595	A
5201	*	0680	A
5201	*	0765	A
5201	*	0850	A
5201	*	0935	A
5201	*	1020	A
5201	*	1105	A
5201	*	1190	A
5201	*	1275	A
5201	*	1360	A
5201	*	1445	A
5201	*	1530	A

Version B - With 1 Positioner

Series	Material	Width	Version
5201	*	0085	B
5201	*	0170	B
5201	*	0255	B
5201	*	0340	B
5201	*	0425	B
5201	*	0510	B
5201	*	0595	B
5201	*	0680	B
5201	*	0765	B
5201	*	0850	B
5201	*	0935	B
5201	*	1020	B
5201	*	1105	B
5201	*	1190	B
5201	*	1275	B
5201	*	1360	B
5201	*	1445	B
5201	*	1530	B

Version C - With 2 Positioners

Series	Material	Width	Version
5201	*	0085	C
5201	*	0170	C
5201	*	0255	C
5201	*	0340	C
5201	*	0425	C
5201	*	0510	C
5201	*	0595	C
5201	*	0680	C
5201	*	0765	C
5201	*	0850	C
5201	*	0935	C
5201	*	1020	C
5201	*	1105	C
5201	*	1190	C
5201	*	1275	C
5201	*	1360	C
5201	*	1445	C
5201	*	1530	C

## 520 HD FT Modular Belt Series 520 HD, H=0.34" M=3.35"

Backflex radius min.: 0.40 in

**0.50 in**  
PITCH


### CODE STRUCTURE GUIDE (Example)

<b>5211</b>	<b>01</b>	<b>0085</b>	<b>A</b>
Series	*Material	Width	Version

pg. 235	221/225/228	pg. 263->272

### SAMPLE BOX

Art.-Nr. **521101888A**



### \*Material

#### LFA - Code 01

Low friction Acetal

Standard Delivery

Max w. load: 1750 lbs/ft  
Weight: 1.60 lbs/ft<sup>2</sup>  
Temp. range dry: -40+176 °F  
Temp. range wet: -40+149 °F  
Pin material: PBT white

#### MX - Code 03

Performance PBT

Max w. load: 1370 lbs/ft  
Weight: 1.54 lbs/ft<sup>2</sup>  
Temp. range dry: -40+248 °F  
Temp. range wet: -40+140 °F  
Pin material: POM grey

#### MPX - Code 25

Lubricated Acetal

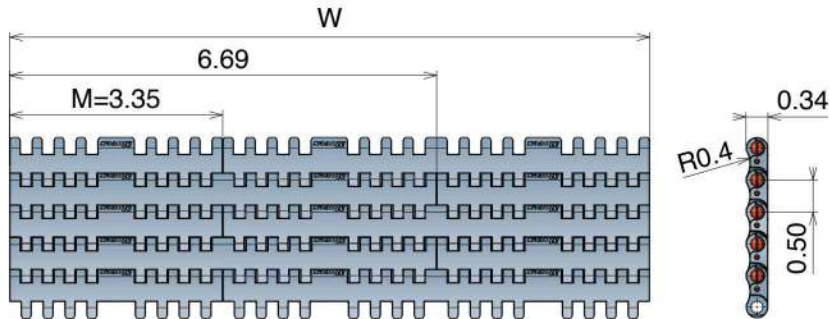
Max w. load: 1713 lbs/ft  
Weight: 1.60 lbs/ft<sup>2</sup>  
Temp. range dry: -40+176 °F  
Temp. range wet: -40+149 °F  
Pin material: PBT white

#### PFX - Code 30

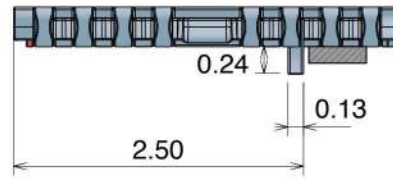
Extra performance PBT

Max w. load: 1370 lbs/ft  
Weight: 1.60 lbs/ft<sup>2</sup>  
Temp. range dry: -40+248 °F  
Temp. range wet: -40+140 °F  
Pin material: POM grey

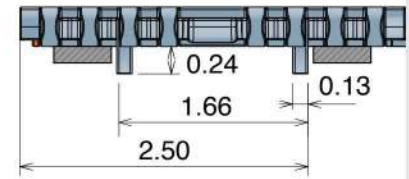
### Version A - Standard



### Version B - With 1 Positioner



### Version C - With 2 Positioner



### Version A - Standard

Series	Material	Width	Version
5211	*	0085	A
5211	*	0170	A
5211	*	0255	A
5211	*	0340	A
5211	*	0425	A
5211	*	0510	A
5211	*	0595	A
5211	*	0680	A

### Version B - With 1 Positioner

Series	Material	Width	Version
5211	*	0085	B
5211	*	0170	B
5211	*	0255	B
5211	*	0340	B
5211	*	0425	B
5211	*	0510	B
5211	*	0595	B
5211	*	0680	B

### Version C - With 2 Positioners

Series	Material	Width	Version
5211	*	0085	C
5211	*	0170	C
5211	*	0255	C
5211	*	0340	C
5211	*	0425	C
5211	*	0510	C
5211	*	0595	C
5211	*	0680	C



### Advantages:

- Improved working load
- Rigidity
- Easy installation
- Product stability

Belts wider than standard are available with 3.35 in increments

## 520 FTT Modular Belt Series 520 FTT, H=0.34" M=3.35"

Backflex radius min.: 0.40 in

### CODE STRUCTURE GUIDE (Example)

<b>5206</b>	<b>01</b>	<b>0085</b>	<b>C</b>
Series	*Material	Width	Version

	NoseBars	
pg. 236-237	221/225/228	pg. 263->272


### \*Material

#### Standard Delivery

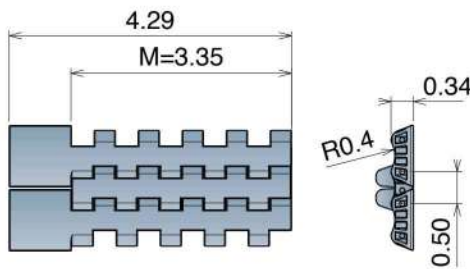
**LFA - Code 01**  
Low friction Acetal

**MX - Code 03**  
Performance PBT

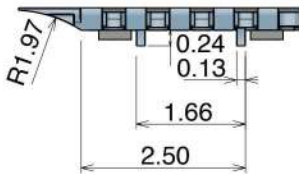
<b>Max w. load:</b>	1473 lbs/ft	<b>Max w. load:</b>	1200 lbs/ft
<b>Weight:</b>	1.60 lbs/ft <sup>2</sup>	<b>Weight:</b>	1.54 lbs/ft <sup>2</sup>
<b>Temp. range dry:</b>	-40+176 °F	<b>Temp. range dry:</b>	-40+248 °F
<b>Temp. range wet:</b>	-40+149 °F	<b>Temp. range wet:</b>	-40+140 °F
<b>Pin material:</b>	PBT white	<b>Pin material:</b>	POM grey



Metric Size



Version C

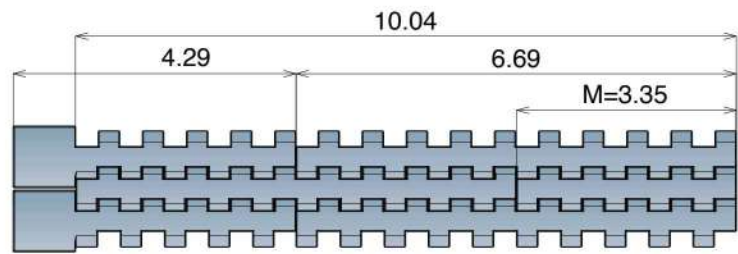


Version C


Series	Material	Width	Version
5206	*	0085	C

### Max working load (LBS)

Width	85
LFA	415
MX	337



Version CN - Near



Version C0 - Opposite



Version CN - Near

Series	Material	Width	Version
5206	*	0170	CN
5206	*	0255	CN

Version C0 - Opposite

Series	Material	Width	Version
5206	*	0170	C0
5206	*	0255	C0

## 520 FG Open Surface 25% Modular Belt Series 520 FG, H=0.34" M=3.35"

Backflex radius min.: 0.40 in

Metric Size

### CODE STRUCTURE GUIDE (Example)

<b>5202</b>	<b>01</b>	<b>0085</b>	<b>A</b>
Series	*Material	Width	Version

pg. 236-237	221/225/228	pg. 263->272

\*Material

### LFA - Code 01

Low friction Acetal

Standard Delivery

Max w. load: 1473 lbs/ft  
 Weight: 1.54 lbs/ft<sup>2</sup>  
 Temp. range dry: -40+176 °F  
 Temp. range wet: -40+149 °F  
 Pin material: PBT white

### PP - Code 02

Polypropylene

Max w. load: 890 lbs/ft  
 Weight: 1.54 lbs/ft<sup>2</sup>  
 Temp. range dry: 39.2+219 °F  
 Temp. range wet: 39.2+219 °F  
 Pin material: PP blue

### MX - Code 03

Performance PBT

Max w. load: 1200 lbs/ft  
 Weight: 1.47 lbs/ft<sup>2</sup>  
 Temp. range dry: -40+248 °F  
 Temp. range wet: -40+140 °F  
 Pin material: POM grey

### DKM - Code 16

Aramide Reinforced Acetal

Max w. load: 1475 lbs/ft  
 Weight: 1.60 lbs/ft<sup>2</sup>  
 Temp. range dry: -40+176 °F  
 Temp. range wet: -40+149 °F  
 Pin material: PBT white

### MWX - Code 17

Polyamide Composite

Max w. load: 1475 lbs/ft  
 Weight: 1.66 lbs/ft<sup>2</sup>  
 Temp. range dry: -40+219 °F  
 Temp. range wet: NR  
 Pin material: PBT white

### LFB - Code 23


Low friction Acetal

Max w. load: 1475 lbs/ft  
 Weight: 1.54 lbs/ft<sup>2</sup>  
 Temp. range dry: -40+176 °F  
 Temp. range wet: -40+149 °F  
 Pin material: PBT white

### MPX - Code 25

Lubricated Acetal

Max w. load: 1475 lbs/ft  
 Weight: 1.54 lbs/ft<sup>2</sup>  
 Temp. range dry: -40+176 °F  
 Temp. range wet: -40+149 °F  
 Pin material: PBT white



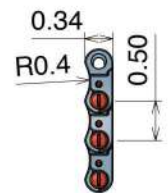
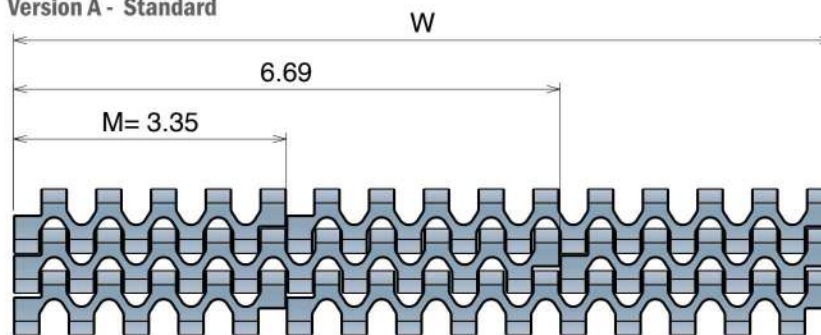
**0.50 in**  
PITCH



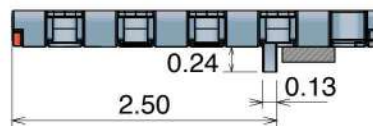
### SAMPLE BOX

Art.-Nr. 5202018888A

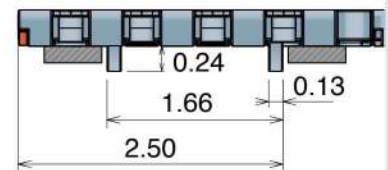
#### Version A - Standard



#### Version B - With 1 Positioner



#### Version C - With 2 Positioners



#### Version A - Standard

Series	Material	Width	Version
5202	*	0085	A
5202	*	0170	A
5202	*	0255	A
5202	*	0340	A
5202	*	0425	A
5202	*	0510	A
5202	*	0595	A
5202	*	0680	A
5202	*	0765	A
5202	*	0850	A
5202	*	0935	A
5202	*	1020	A
5202	*	1105	A
5202	*	1190	A
5202	*	1275	A
5202	*	1360	A
5202	*	1445	A
5202	*	1530	A

#### Version B - With 1 Positioner

Series	Material	Width	Version
5202	*	0085	B
5202	*	0170	B
5202	*	0255	B
5202	*	0340	B
5202	*	0425	B
5202	*	0510	B
5202	*	0595	B
5202	*	0680	B
5202	*	0765	B
5202	*	0850	B
5202	*	0935	B
5202	*	1020	B
5202	*	1105	B
5202	*	1190	B
5202	*	1275	B
5202	*	1360	B
5202	*	1445	B
5202	*	1530	B

#### Version C - With 2 Positioners

Series	Material	Width	Version
5202	*	0085	C
5202	*	0170	C
5202	*	0255	C
5202	*	0340	C
5202	*	0425	C
5202	*	0510	C
5202	*	0595	C
5202	*	0680	C
5202	*	0765	C
5202	*	0850	C
5202	*	0935	C
5202	*	1020	C
5202	*	1105	C
5202	*	1190	C
5202	*	1275	C
5202	*	1360	C
5202	*	1445	C
5202	*	1530	C

Belts wider than standard are available with 3.35 in increments

## 520 GT Modular Belt Series 520 GT, H=0.34" M=3.35"

Backflex radius min.: 0.80 in

### CODE STRUCTURE GUIDE (Example)


<b>5203</b>	<b>01</b>	<b>0085</b>	<b>A</b>
Series	*Material	Width	Version





pg. 236-237    221/225/228    pg. 263->272

**SAMPLE BOX**  
Art.-Nr. **520301888A**



Metric Size



### \*Material

**LFA - Code 01**  
Low friction Acetal  
Standard Delivery

**Max w. load:** 1475 lbs/ft  
**Weight:** 1.84 lbs/ft<sup>2</sup>  
**Temp. range dry:** -40+176 °F  
**Temp. range wet:** -40+149 °F  
**Pin material:** PBT white  
**Top rubber:** 50 ShA-Grey

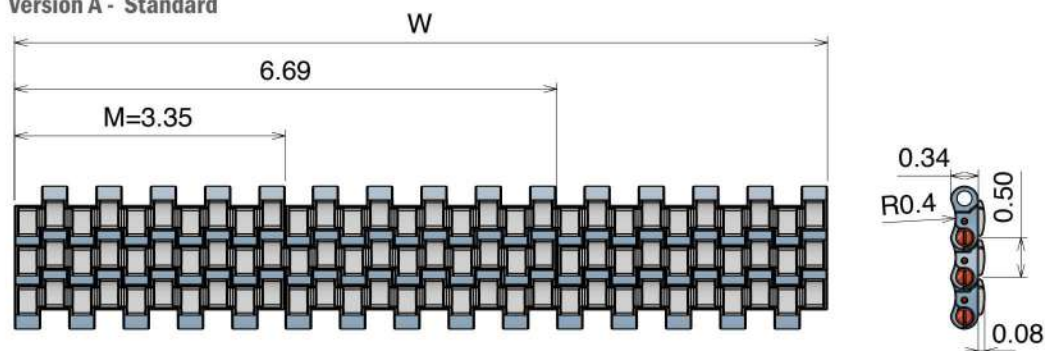
**PP - Code 02**  
Polypropylene

**Max w. load:** 890 lbs/ft  
**Weight:** 1.5lbs/ft<sup>2</sup>  
**Temp. range dry:** 39.2+176°F  
**Temp. range wet:** 39.2+149°F  
**Pin material:** PP blu  
**Top rubber:** 50 ShA-Blue

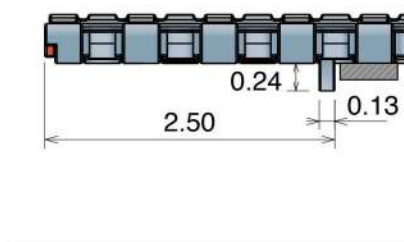
**MX - Code 03**  
Performance PBT

**Max w. load:** 1200 lbs/ft  
**Weight:** 1.90 lbs/ft<sup>2</sup>  
**Temp. range dry:** -40+248°F  
**Temp. range wet:** -40+140°F  
**Pin material:** POM grey  
**Top rubber:** 50 ShA-Grey

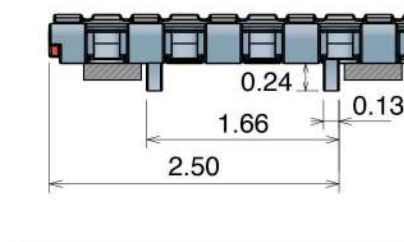
Version A - Standard



Version B - With 1 Positioner



Version C - With 2 Positioner



Version A - Standard

Series	Material	Width	Version
5203	*	0085	A
5203	*	0170	A
5203	*	0255	A
5203	*	0340	A
5203	*	0425	A
5203	*	0510	A
5203	*	0595	A
5203	*	0680	A
5203	*	0765	A
5203	*	0850	A
5203	*	0935	A
5203	*	1020	A
5203	*	1105	A
5203	*	1190	A
5203	*	1275	A
5203	*	1360	A
5203	*	1445	A
5203	*	1530	A

Version B - With 1 Positioner

Series	Material	Width	Version
5203	*	0085	B
5203	*	0170	B
5203	*	0255	B
5203	*	0340	B
5203	*	0425	B
5203	*	0510	B
5203	*	0595	B
5203	*	0680	B
5203	*	0765	B
5203	*	0850	B
5203	*	0935	B
5203	*	1020	B
5203	*	1105	B
5203	*	1190	B
5203	*	1275	B
5203	*	1360	B
5203	*	1445	B
5203	*	1530	B

Version C - With 2 Positioners

Series	Material	Width	Version
5203	*	0085	C
5203	*	0170	C
5203	*	0255	C
5203	*	0340	C
5203	*	0425	C
5203	*	0510	C
5203	*	0595	C
5203	*	0680	C
5203	*	0765	C
5203	*	0850	C
5203	*	0935	C
5203	*	1020	C
5203	*	1105	C
5203	*	1190	C
5203	*	1275	C
5203	*	1360	C
5203	*	1445	C
5203	*	1530	C

# 520 GT Side indent

Modular belts

Metric Size

## 520 GT Side Indent Modular Belt Series 520 GT Side Indent, H=0.34" M=3.35"

Backflex radius min.: 0.79 in

### CODE STRUCTURE GUIDE (Example)

<b>5205</b>	<b>01</b>	<b>0255</b>	<b>A</b>
Series	*Material	Width	Version

		
pg. 236-237	221/225/228	pg. 263->272

### SAMPLE BOX

Art.-Nr. **5205018888A**



### \*Material

#### LFA - Code 01

Low friction Acetal

Standard Delivery

Max w. load: 1475 lbs/ft  
 Weight: 1.84 lbs/ft<sup>2</sup>  
 Temp. range dry: -40+176 °F  
 Temp. range wet: -40+149 °F  
 Pin material: PBT white  
 Top rubber: 50 ShA-Grey

#### PP - Code 02

Polypropylene

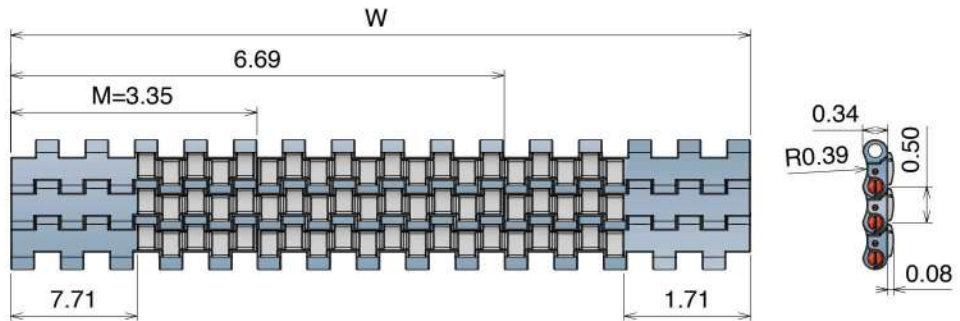
Max w. load: 890 lbs/ft  
 Weight: 1.5 lbs/ft<sup>2</sup>  
 Temp. range dry: 39.2+176°F  
 Temp. range wet: 39.2+149°F  
 Pin material: PP blu  
 Top rubber: 50 ShA-Blue

#### MX - Code 03

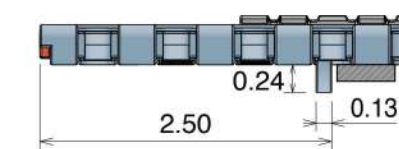
Performance PBT

Max w. load: 1200 lbs/ft  
 Weight: 1.90 lbs/ft<sup>2</sup>  
 Temp. range dry: -40+248°F  
 Temp. range wet: -40+140°F  
 Pin material: POM grey  
 Top rubber: 50 ShA-Grey

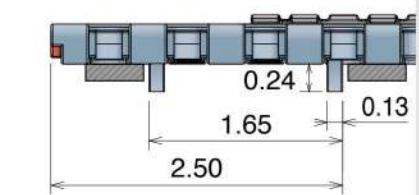
### Version A - Standard



### Version B - With 1 Positioner



### Version C - With 2 Positioner



### Version A - Standard

Series	Material	Width	Version
5205	*	0255	A
5205	*	0340	A
5205	*	0425	A
5205	*	0510	A
5205	*	0595	A
5205	*	0680	A
5205	*	0765	A
5205	*	0850	A
5205	*	0935	A
5205	*	1020	A
5205	*	1105	A
5205	*	1190	A
5205	*	1275	A
5205	*	1360	A
5205	*	1445	A
5205	*	1530	A

### Version B - With 1 Positioner

Series	Material	Width	Version
5205	*	0255	B
5205	*	0340	B
5205	*	0425	B
5205	*	0510	B
5205	*	0595	B
5205	*	0680	B
5205	*	0765	B
5205	*	0850	B
5205	*	0935	B
5205	*	1020	B
5205	*	1105	B
5205	*	1190	B
5205	*	1275	B
5205	*	1360	B
5205	*	1445	B
5205	*	1530	B

### Version C - With 2 Positioners

Series	Material	Width	Version
5205	*	0255	C
5205	*	0340	C
5205	*	0425	C
5205	*	0510	C
5205	*	0595	C
5205	*	0680	C
5205	*	0765	C
5205	*	0850	C
5205	*	0935	C
5205	*	1020	C
5205	*	1105	C
5205	*	1190	C
5205	*	1275	C
5205	*	1360	C
5205	*	1445	C
5205	*	1530	C

Modular belts

Belts wider than standard are available with 3.35 in increments

## 520 LBP Modular Belt Series 520 LBP, H=0.34" M=3.35"

Backflex radius min.: 2.60 in

### CODE STRUCTURE GUIDE (Example)


<b>5204</b>	<b>01</b>	<b>0085</b>	<b>A</b>
Series	*Material	Width	Version





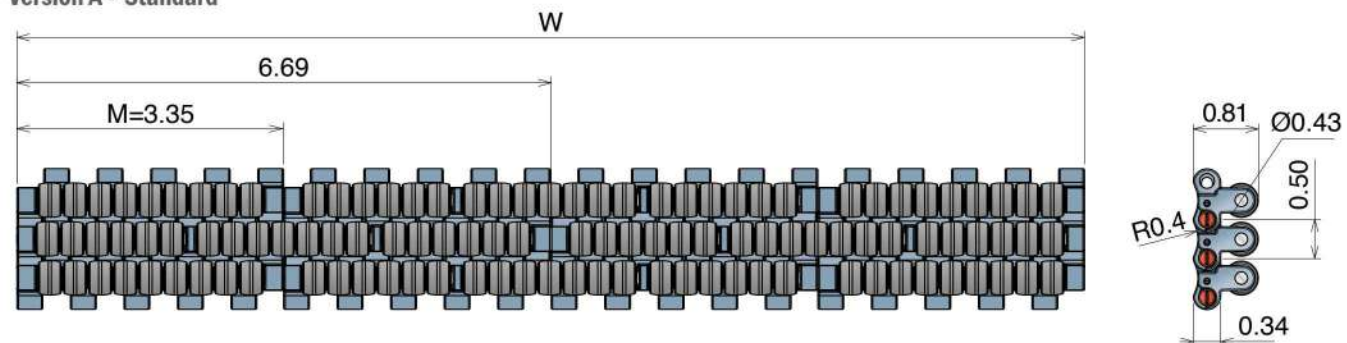
pg. 236-237    221/225/228    pg. 263->272

**SAMPLE BOX**  
Art.-Nr. **5204010888A**



Metric Size

### Version A - Standard

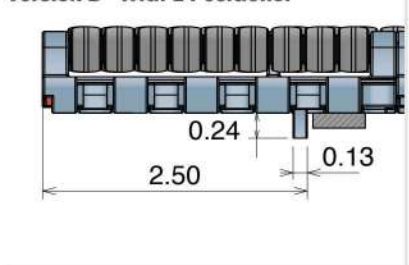


**\*Material**

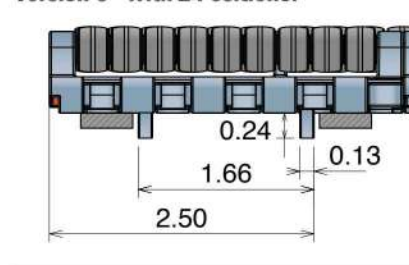
**LFA - Code 01**  
*Low friction Acetal*

**Max w. load:** 1475 lbs/ft  
**Weight:** 4.91 lbs/ft<sup>2</sup>  
**Temp. range dry:** -40+176 °F  
**Temp. range wet:** -40+149 °F  
**Pin material:** PBT white

### Version B - With 1 Positioner



### Version C - With 2 Positioners



### Version A - Standard

Series	Material	Width	Version
5204	01	0085	A
5204	01	0170	A
5204	01	0255	A
5204	01	0340	A
5204	01	0425	A
5204	01	0510	A
5204	01	0595	A
5204	01	0680	A
5204	01	0765	A
5204	01	0850	A
5204	01	0935	A
5204	01	1020	A
5204	01	1105	A
5204	01	1190	A
5204	01	1275	A
5204	01	1360	A
5204	01	1445	A
5204	01	1530	A

### Version B - With 1 Positioner

Series	Material	Width	Version
5204	01	0085	B
5204	01	0170	B
5204	01	0255	B
5204	01	0340	B
5204	01	0425	B
5204	01	0510	B
5204	01	0595	B
5204	01	0680	B
5204	01	0765	B
5204	01	0850	B
5204	01	0935	B
5204	01	1020	B
5204	01	1105	B
5204	01	1190	B
5204	01	1275	B
5204	01	1360	B
5204	01	1445	B
5204	01	1530	B

### Version C - With 2 Positioners

Series	Material	Width	Version
5204	01	0085	C
5204	01	0170	C
5204	01	0255	C
5204	01	0340	C
5204	01	0425	C
5204	01	0510	C
5204	01	0595	C
5204	01	0680	C
5204	01	0765	C
5204	01	0850	C
5204	01	0935	C
5204	01	1020	C
5204	01	1105	C
5204	01	1190	C
5204	01	1275	C
5204	01	1360	C
5204	01	1445	C
5204	01	1530	C

# 520 PRO LBP

Modular belts

**PATENTED**

Belts wider than standard are available with 3.35 in increments

Metric Size

## 520 PRO LBP

Modular Belt Series 520 PRO LBP, H=0.34" M=3.35"


Backflex radius min.: 1.60 in

### CODE STRUCTURE GUIDE (Example)

<b>5209</b>	<b>01</b>	<b>0085</b>	<b>A</b>
Series	*Material	Width	Version

		
pg. 235	221/225/228	pg. 263->272

**SAMPLE BOX**  
Art.-Nr. **5210018888A**



### \*Material

**LFA - Code 01**  
Low friction Acetal  
Standard Delivery

- Max w. load: 1713 lbs/ft
- Weight SS pin: 3.89 lbs/ft<sup>2</sup>
- Weight Plastic pin: 3.13 lbs/ft<sup>2</sup>
- Temp. range dry: -40÷176 °F
- Temp. range wet: -40÷149 °F
- Pin material: PBT white

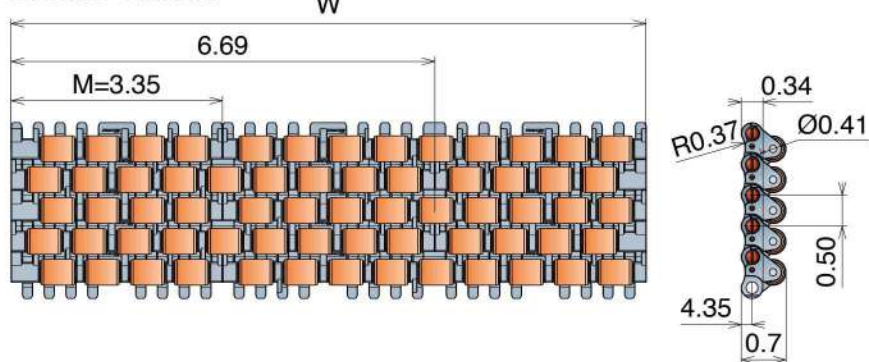
### PFX Roller

THE BEST CHOICE TO REACH  
THE LOWEST FRICTION

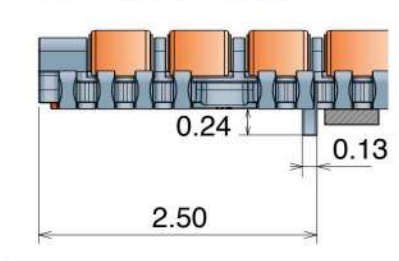


Bottom view

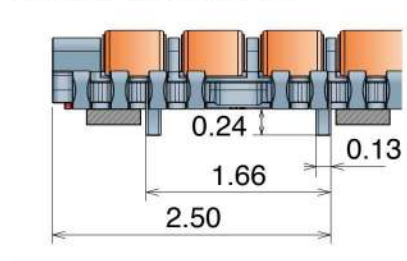
### Version A - Standard



### Version B - With 1 Positioner



### Version C - With 2 Positioner



### Stainless steel Pin



### Plastic Pin

Series	Material	Width	Version
5209	01	0085	*
5209	01	0170	*
5209	01	0255	*
5209	01	0340	*
5209	01	0425	*
5209	01	0510	*
5209	01	0595	*
5209	01	0680	*
5209	01	0765	*
5209	01	0850	*
5209	01	0935	*
5209	01	1020	*
5209	01	1105	*
5209	01	1190	*
5209	01	1275	*
5209	01	1360	*
5209	01	1445	*
5209	01	1530	*

Series	Material	Width	Version
5210	01	0085	*
5210	01	0170	*
5210	01	0255	*
5210	01	0340	*
5210	01	0425	*
5210	01	0510	*
5210	01	0595	*
5210	01	0680	*
5210	01	0765	*
5210	01	0850	*
5210	01	0935	*
5210	01	1020	*
5210	01	1105	*
5210	01	1190	*
5210	01	1275	*
5210	01	1360	*
5210	01	1445	*
5210	01	1530	*

*Version	
Standard	Add A
With 1 Positioner	Add B
With 2 Positioners	Add C

# 520 M

Modular Belt Series 520 M, H=0.34" K 330

Backflex radius min.: 0.60 in

Part	Article-Nr.	Ref.	Weight	*Material
1193	1195019330	LFA 520 M K330	1,11	LFA
1193	1195039330	MX 520 M K330	1,11	MX
1193	1195309330	PFX 520 M K330	1,11	PFX

10 feet / 3.048 m  
240 links  
pg. 236-237

NoseBars  
221/225/228  
pg. 263->272

**SAMPLE BOX**  
Art.-Nr. **1195018888A**

**MAGNETIC SYSTEM**



- Easier installation • Quicker maintenance
- Interchangeable with previous design

\*Material

**LFA - Code 01**  
Low friction Acetal

Max w. load: 560 lbs  
Weight: 1.54 lbs/ft<sup>2</sup>  
Temp. range dry: -40+176 °F  
Temp. range wet: -40+149 °F  
Pin: Ferritic stainless steel


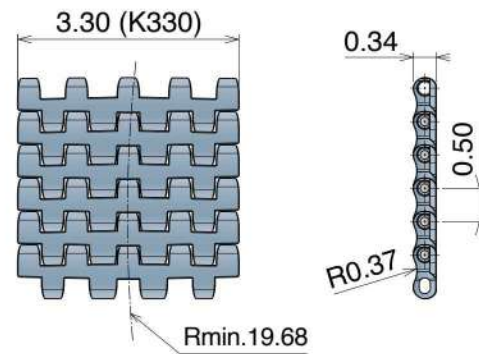
**MX - Code 03**  
Performance PBT

Max w. load: 450 lbs  
Weight: 1.47 lbs/ft<sup>2</sup>  
Temp. range dry: -40+248 °F  
Temp. range wet: -40+140 °F  
Pin: Ferritic stainless steel

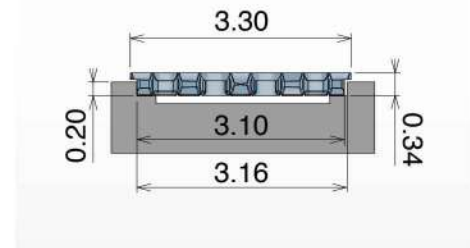
**PFX - Code 30**  
Extra performance PBT

Max w. load: 450 lbs  
Weight: 1.47 lbs/ft<sup>2</sup>  
Temp. range dry: -40+248 °F  
Temp. range wet: -40+140 °F  
Pin: Ferritic stainless steel

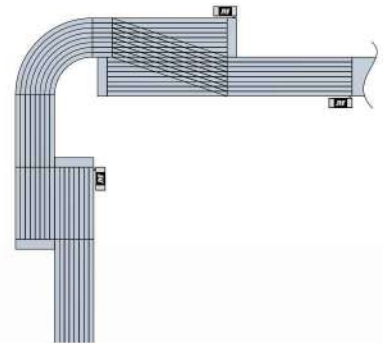
Version A - Standard



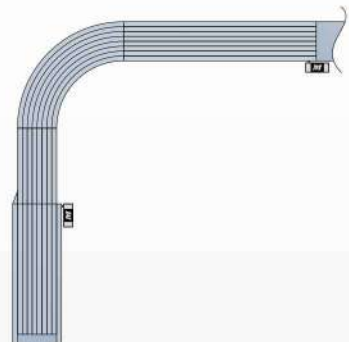
Metric Size



Coventional layout



Layout with 520 M K330



## Advantages:

- No conveyor side transfers required
- Space savings
- Less components required
- Less drives required

NEW

**520 M**  
MOVEX TOOL

The specific tool for 520 M developed to facilitate belt assembly and disassembly.



Article Nr. **29968**

Movex tools are made with 3D printer, the color may vary due to availability of the material.

# 521/522 Series

# 521/522

Pitch 0.50" (12,7 mm)

H= 0.34" (8,7 mm)



Imperial Size

Metric Size

521 FT

522 HD FT

522 HD FT *One track belt*

# Movex®

## 521 FT Modular Belt Series 521 FT, H=0.34" M=7,5"

Backflex radius min.: 0.40 in

### CODE STRUCTURE GUIDE (Example)

<b>5311</b>	<b>01</b>	<b>9750</b>	<b>A</b>
Series	*Material	Width	Version

		
pg. 235	222/225/228	pg. 263->272

### \*Material

#### LFA - Code 01

Low friction Acetal

#### Standard Delivery

Weight: 8,0 kg/m<sup>2</sup>  
 Temp. range dry: -40+80 °C  
 Temp. range wet: -40+65 °C  
 Pin material: PBT white

#### MX - Code 03

Performance PBT

#### Standard Delivery

Weight: 7,8 kg/m<sup>2</sup>  
 Temp. range dry: -40+120 °C  
 Temp. range wet: -40+60 °C  
 Pin material: POM grey

#### DKM - Code 16

Aramide Reinforced Acetal

Weight: 8,0 kg/m<sup>2</sup>  
 Temp. range dry: -40+80 °C  
 Temp. range wet: -40+65 °C  
 Pin material: PBT white

#### MWX - Code 17

Polyamide Composite

Weight: 8,3 kg/m<sup>2</sup>  
 Temp. range dry: -40+104 °C  
 Temp. range wet: NR  
 Pin material: PBT white

#### MPX - Code 25

Lubricated Acetal

Weight: 8,0 kg/m<sup>2</sup>  
 Temp. range dry: -40+80 °C  
 Temp. range wet: -40+65 °C  
 Pin material: PBT white

#### PFX - Code 30

Extra performance PBT

Weight: 7,8 kg/m<sup>2</sup>  
 Temp. range dry: -40+120 °C  
 Temp. range wet: -40+60 °C  
 Pin material: POM grey

### Max working load (lbs)

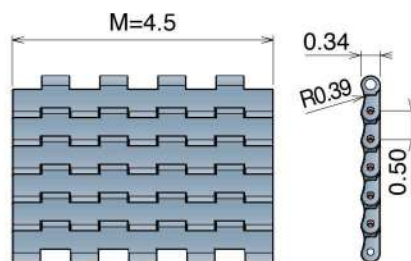
Width	K450	K750
LFA	540	900
MX	450	740
DKM	540	900
MWX	540	900
MPX	540	900
PFX	450	740



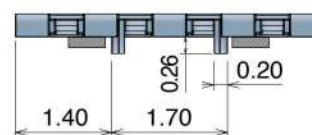
Imperial Size

## K450

### Version A - Standard



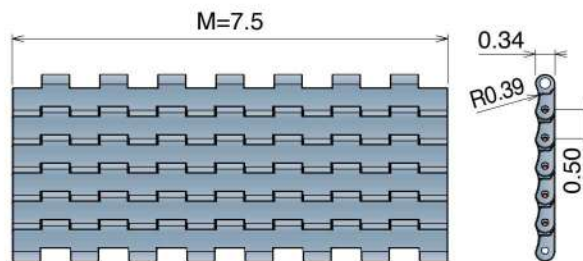
### Version C - With 2 Positioner



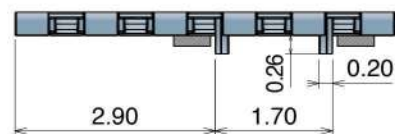
Series	Material	Width	Version
5311	*	9450	A
5311	*	9450	C

## K750

### Version A - Standard



### Version C - With 2 Positioner



Series	Material	Width	Version
5311	*	9750	A
5311	*	9750	C

## 522 HD FT Modular Belt Series 522 HD, H=0.34" M=2.00"

Backflex radius min.: 0.40 in

**0.50 in**  
PITCH

**CODE STRUCTURE GUIDE** (Example)

<b>5271</b>	<b>01</b>	<b>0100</b>	<b>A</b>
Series	*Material	Width	Version

		
pg. 235	222/226/229	pg. 263->272



**\*Material**

**LFA - Code 01**

Low friction Acetal

Max w. load: 1750 lbs/ft  
 Weight: 1.60 lbs/ft<sup>2</sup>  
 Temp. range dry: -40+176°F  
 Temp. range wet: -40+149°F  
 Pin material: PBT white

**MX - Code 03**

Performance PBT

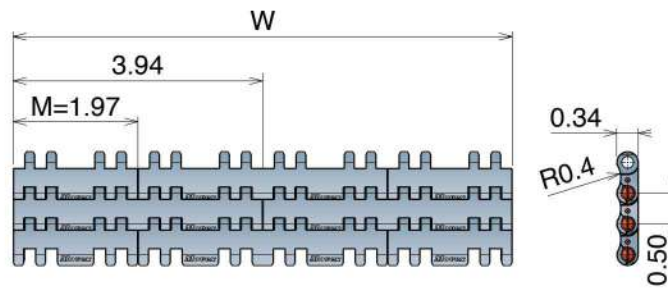
Max w. load: 1370 lbs/ft  
 Weight: 1.54 lbs/ft<sup>2</sup>  
 Temp. range dry: -40+248°F  
 Temp. range wet: -40+140°F  
 Pin material: POM grey

**PFX - Code 30**

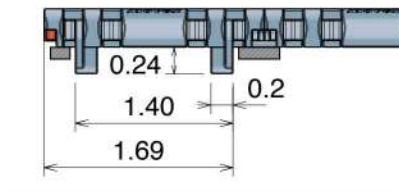
Extra performance PBT

Max w. load: 1370 lbs/ft  
 Weight: 1.54 lbs/ft<sup>2</sup>  
 Temp. range dry: -40+248 °F  
 Temp. range wet: -40+140 °F  
 Pin material: POM grey

**Version A - Standard**



**Version C - With 2 Positioner**



**Version A - Standard**

Series	Material	Width	Version
5271	*	0100**	A
5271	*	0150	A
5271	*	0200	A
5271	*	0250	A
5271	*	0300	A

**Version C - With 2 Positioners**

Series	Material	Width	Version
5271	*	0100**	C
5271	*	0150	C
5271	*	0200	C
5271	*	0250	C
5271	*	0300	C

\*\* Belt assembled with Pin Sphere.

**NEW**

### 522 HD One track belt MOVEX TOOL

The specific tool for belts developed to facilitate belt assembly and disassembly, perfectly compatible also with all 522 HD One-Track belt versions (See next page).



Article Nr. **29971**

Movex tools are made with 3D printer, the color may vary due to availability of the material.


## 522 HD FT One track Belt Modular Belt Series 522 HD, H=0.34"

Backflex radius min.: 0.40 in

CODE STRUCTURE GUIDE (Example)

5271	01	9115	A
Series	*Material	Width	Version

pg. 235    
 222/226/229    
 pg. 263->272    
 **SAMPLE BOX**  
 Art.-Nr. **5271018888A**



**0.50 in**  
PITCH

Metric Size

\*Material

<b>LFA - Code 01</b> <i>Low friction Acetal</i>	<b>MX - Code 03</b> <i>Performance PBT</i>	<b>PFX - Code 30</b> <i>Extra performance PBT</i>
----------------------------------------------------	-----------------------------------------------	------------------------------------------------------

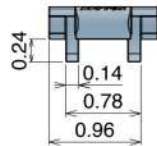
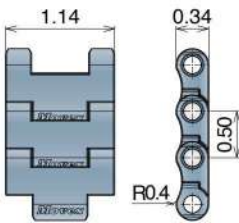
<b>Max w. load:</b> See table <b>Weight:</b> 1.60 lbs/ft <sup>2</sup> <b>Temp. range dry:</b> -40+176°F <b>Temp. range wet:</b> -40+149°F <b>Pin material:</b> PBT white	<b>Max w. load:</b> See table <b>Weight:</b> 1.54 lbs/ft <sup>2</sup> <b>Temp. range dry:</b> -40+248°F <b>Temp. range wet:</b> -40+140°F <b>Pin material:</b> POM black	<b>Max w. load:</b> See table <b>Weight:</b> 1.54 lbs/ft <sup>2</sup> <b>Temp. range dry:</b> -40+248°F <b>Temp. range wet:</b> -40+140°F <b>Pin material:</b> POM black
--------------------------------------------------------------------------------------------------------------------------------------------------------------------------------------	--------------------------------------------------------------------------------------------------------------------------------------------------------------------------------------	--------------------------------------------------------------------------------------------------------------------------------------------------------------------------------------

**Pin Sphere**® • Easier installation  
 AUTOLOCK • Quicker maintenance  
 • High strength

### Width 1.14 in

#### Version C - With 2 Positioner

#### Version A - Standard

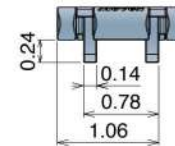
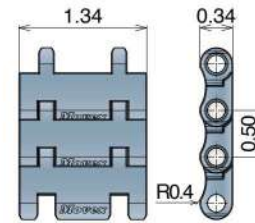


Series	Material	Width	Version
5271	*	9115	A
5271	*	9115	C

### Width 1.34 in

#### Version C - With 2 Positioner

#### Version A - Standard

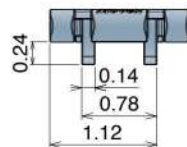
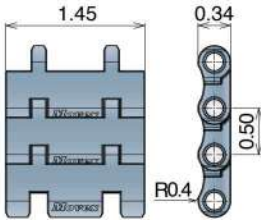


Series	Material	Width	Version
5271	*	9134	A
5271	*	9134	C

### Width 1.45 in

#### Version C - With 2 Positioner

#### Version A - Standard

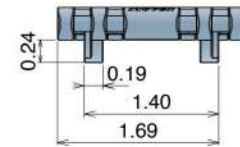
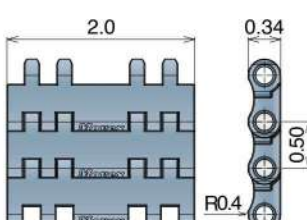


Series	Material	Width	Version
5271	*	9145	A
5271	*	9145	C

### Width 2.0 in

#### Version C - With 2 Positioner

#### Version A - Standard

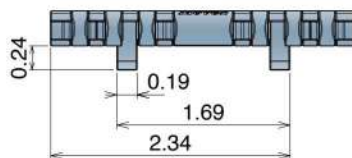
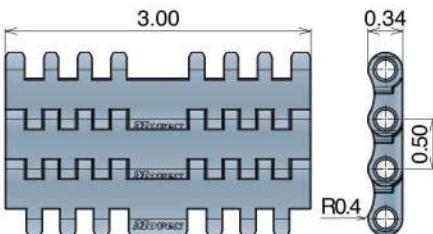


Series	Material	Width	Version
5271	*	9200	A
5271	*	9200	C

### Width 2.99 in

#### Version C - With 2 Positioner

#### Version A - Standard



Series	Material	Width	Version
5271	*	9300	A
5271	*	9300	C

Max working load (lbs)					
Width	1.14	1.34	1.45	2.00	3.00
LFA	135	196	212	292	450
MX	101	153	166	230	342
PFX	101	153	166	230	342

# 590 Series

# 590

Pitch 0.75" (19,05 mm)

H= 0.34" (8,7 mm)



590 FT

590 FT *One track Belt*

590 FTT

# Movex®

Belts wider than standard are available with 3.0 in increments

## 590 FT Modular Belt Series 590 FT, H=0.34" M=3"

Backflex radius min.: 1.00 in

**0.75 in**  
PITCH

Imperial Size

### CODE STRUCTURE GUIDE (Example)

<b>5301</b>	<b>01</b>	<b>0003</b>	<b>A</b>
Series	*Material	Width	Version




pg. 240

pg. 263->272

### SAMPLE BOX

Art.-Nr. **5301018888A**



### \*Material

#### LFA - Code 01

Low friction Acetal

Standard Delivery

Max w. load: 2050 lbs/ft  
 Weight: 1,47 lbs/ft<sup>2</sup>  
 Temp. range dry: -40+176°F  
 Temp. range wet: -40+149°F  
 Pin material: PBT white

#### MX - Code 03

Performance PBT

Standard Delivery

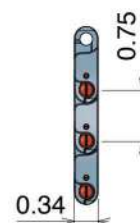
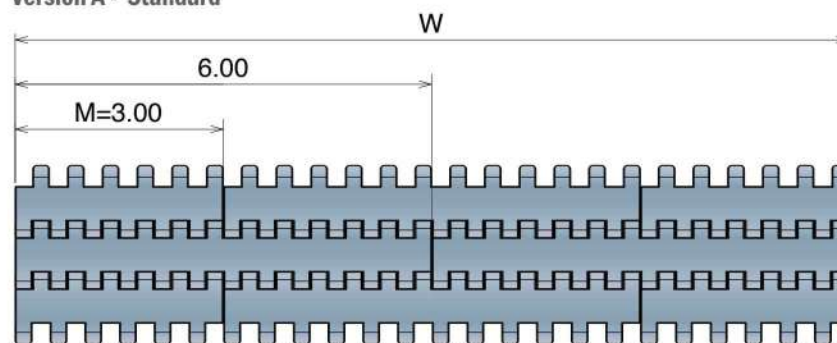
Max w. load: 1645 lbs/ft  
 Weight: 1.43 lbs/ft<sup>2</sup>  
 Temp. range dry: -40+248°F  
 Temp. range wet: -40+140°F  
 Pin material: POM grey

#### MPX - Code 25

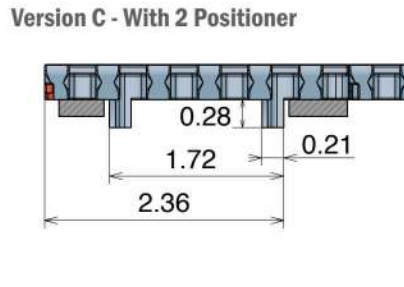
Lubricated Acetal

Max w. load: 2050 lbs/ft  
 Weight: 1.47 lbs/ft<sup>2</sup>  
 Temp. range dry: -40+176°F  
 Temp. range wet: -40+149°F  
 Pin material: PBT white

### Version A - Standard



### Version C - With 2 Positioner



### Version A - Standard

Series	Material	Width	Version
5301	*	0003	A
5301	*	0006	A
5301	*	0009	A
5301	*	0012	A
5301	*	0015	A
5301	*	0018	A
5301	*	0021	A
5301	*	0024	A
5301	*	0027	A
5301	*	0030	A
5301	*	0033	A
5301	*	0036	A
5301	*	0039	A
5301	*	0042	A
5301	*	0045	A
5301	*	0048	A
5301	*	0051	A
5301	*	0054	A

### Version C - With 2 Positioners

Series	Material	Width	Version
5301	*	0003	C
5301	*	0006	C
5301	*	0009	C
5301	*	0012	C
5301	*	0015	C
5301	*	0018	C
5301	*	0021	C
5301	*	0024	C
5301	*	0027	C
5301	*	0030	C
5301	*	0033	C
5301	*	0036	C
5301	*	0039	C
5301	*	0042	C
5301	*	0045	C
5301	*	0048	C
5301	*	0051	C
5301	*	0054	C

# 590 FT One track Belt

Modular belts



Imperial Size


## 590 FT One track Belt Modular Belt Series 590 FT, H=0.34"

Backflex radius min.: 1.00 in

### CODE STRUCTURE GUIDE (Example)

<b>5301</b>	<b>01</b>	<b>9325</b>	<b>A</b>
Series	*Material	Width	Version

	
pg. 240	pg. 263->272



### \*Material

#### LFA - Code 01

Low friction Acetal

Standard Delivery

**Weight:** 1.47 lbs/ft<sup>2</sup>  
**Temp. range dry:** -40+176°F  
**Temp. range wet:** -40+149°F  
**Pin material:** PBT white

#### MX - Code 03

Performance PBT

Standard Delivery

**Weight:** 1.43 lbs/ft<sup>2</sup>  
**Temp. range dry:** -40+248°F  
**Temp. range wet:** -40+140°F  
**Pin material:** POM grey

#### MPX - Code 25

Lubricated Acetal

**Weight:** 1.47 lbs/ft<sup>2</sup>  
**Temp. range dry:** -40+176°F  
**Temp. range wet:** -40+149°F  
**Pin material:** PBT white

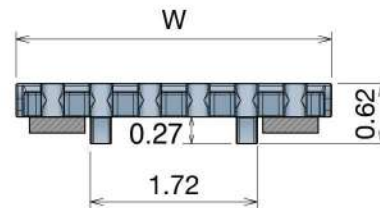
### Max working load (lbs)

Width	K325	K450	K750
LFA	560	765	1281
MX	450	630	1012
MPX	560	765	1281

### Version A - Standard



### Version C - With 2 Positioner




### K325 - One track belt

Series	Material	Width	Version
5301	*	9325	A
5301	*	9325	C



### K450 - One track belt

Series	Material	Width	Version
5301	*	9450	A
5301	*	9450	C



### K750 - One track belt

Series	Material	Width	Version
5301	*	9750	A
5301	*	9750	C



Modular belts

## 590 FTT *Modular Belt Series 590 FTT, H=0.34"*

Backflex radius min.: 1.00 in

### CODE STRUCTURE GUIDE (Example)

<b>5306</b>	<b>01</b>	<b>9450</b>	<b>C-R</b>
Series	*Material	Width	Version

	
pg. 240	pg. 263->272



**0.75 in**  
PITCH

Imperial Size

### \*Material

#### LFA - Code 01

Low friction Acetal

Standard Delivery

Weight: 1.47 lbs/ft<sup>2</sup>  
Temp. range dry: -40+176°F  
Temp. range wet: -40+149°F  
Pin material: PBT white

#### MX - Code 03

Performance PBT

Standard Delivery

Weight: 1.43 lbs/ft<sup>2</sup>  
Temp. range dry: -40+248°F  
Temp. range wet: -40+140°F  
Pin material: POM grey

#### MPX - Code 25

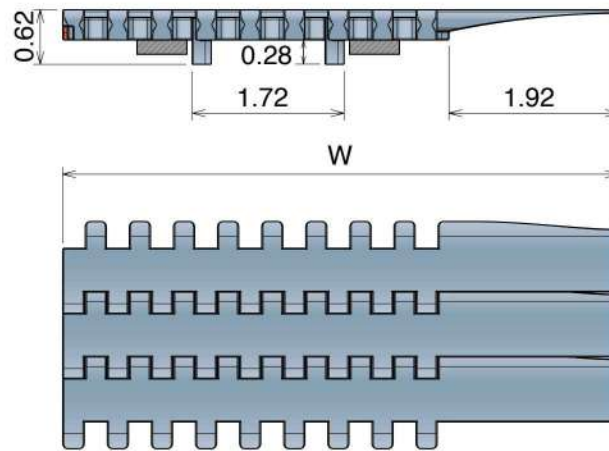
Lubricated Acetal

Weight: 1.47 lbs/ft<sup>2</sup>  
Temp. range dry: -40+176°F  
Temp. range wet: -40+149°F  
Pin material: PBT white

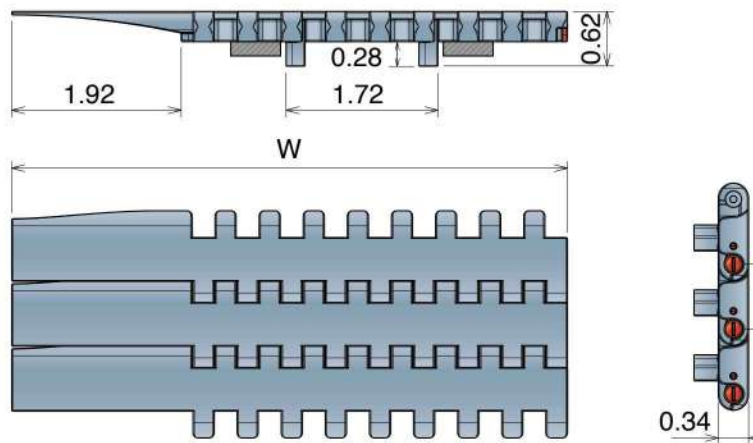
### Max working load (lbs)

Width	K450	K750
LFA	765	1281
MX	630	1012
MPX	765	1281

### Version 590 FTT DX



### Version 590 FTT SX



### Version 590 FTT DX

Series	Material	Width	Version	Total width
5306	*	9450	C-R	6.30
5306	*	9750	C-R	9.30

### Version 590 FTT SX

Series	Material	Width	Version	Total width
5306	*	9450	C-L	6.30
5306	*	9750	C-L	9.30



## 590 FG Modular Belt Series 590 FG, H=0.34" M=3"


Backflex radius min.: 1.00 in

**0.75 in**  
PITCH

**CODE STRUCTURE GUIDE** (Example)

<b>5302</b>	<b>01</b>	<b>0003</b>	<b>A</b>
Series	*Material	Width	Version

	
pg. 240	pg. 263->272



**\*Material**

**LFA - Code 01**

*Low friction Acetal*

*Standard Delivery*

Max w. load: 2050 lbs/ft  
 Weight: 1.33 lbs/ft<sup>2</sup>  
 Temp. range dry: -40+176°F  
 Temp. range wet: -40+149°F  
 Pin material: PBT white

**MX - Code 03**

*Performance PBT*

Max w. load: 1645 lbs/ft  
 Weight: 1.23 lbs/ft<sup>2</sup>  
 Temp. range dry: -40+248°F  
 Temp. range wet: -40+140°F  
 Pin material: POM grey

**LFB - Code 23**

*Low friction Acetal*

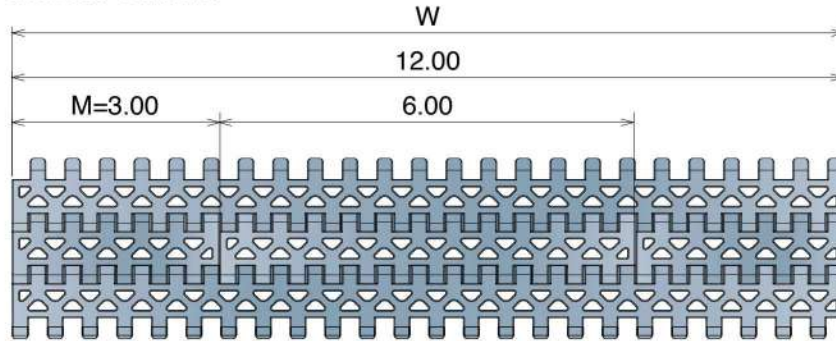
Max w. load: 2050 lbs/ft  
 Weight: 1.33 lbs/ft<sup>2</sup>  
 Temp. range dry: -40+176°F  
 Temp. range wet: -40+149°F  
 Pin material: PBT white

**PFX - Code 30**

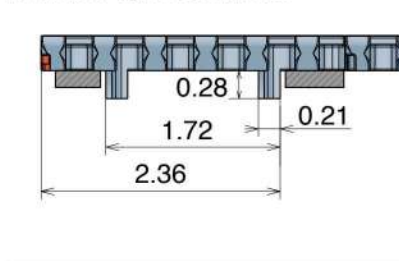
*Extra performance PBT*

Max w. load: 1645 lbs/ft  
 Weight: 1.23 lbs/ft<sup>2</sup>  
 Temp. range dry: -40+248°F  
 Temp. range wet: -40+140°F  
 Pin material: POM grey

**Version A - Standard**



**Version C - With 2 Positioner**



**Version A - Standard**

Series	Material	Width	Version
5302	*	0003	A
5302	*	0006	A
5302	*	0009	A
5302	*	0012	A
5302	*	0015	A
5302	*	0018	A
5302	*	0021	A
5302	*	0024	A
5302	*	0027	A
5302	*	0030	A
5302	*	0033	A
5302	*	0036	A
5302	*	0039	A
5302	*	0042	A
5302	*	0045	A
5302	*	0048	A
5302	*	0051	A
5302	*	0054	A

**Version C - With 2 Positioners**

Series	Material	Width	Version
5302	*	0003	C
5302	*	0006	C
5302	*	0009	C
5302	*	0012	C
5302	*	0015	C
5302	*	0018	C
5302	*	0021	C
5302	*	0024	C
5302	*	0027	C
5302	*	0030	C
5302	*	0033	C
5302	*	0036	C
5302	*	0039	C
5302	*	0042	C
5302	*	0045	C
5302	*	0048	C
5302	*	0051	C
5302	*	0054	C



## 590 FG One track Belt Modular Belt Series 590 FG, H=0.34"

Backflex radius min.: 1.00 in

Imperial Size

### CODE STRUCTURE GUIDE (Example)

<b>5302</b>	<b>01</b>	<b>9325</b>	<b>A</b>
Series	*Material	Width	Version



### \*Material

**LFA - Code 01**  
Low friction Acetal

Standard Delivery

Max w. load: 2050 lbs/ft  
Weight: 1,33 lbs/ft<sup>2</sup>  
Temp. range dry: -40+176°F  
Temp. range wet: -40+149°F  
Pin material: PBT white

**MX - Code 03**  
Performance PBT

Max w. load: 1645 lbs/ft  
Weight: 1.23 lbs/ft<sup>2</sup>  
Temp. range dry: -40+248°F  
Temp. range wet: -40+140°F  
Pin material: POM grey

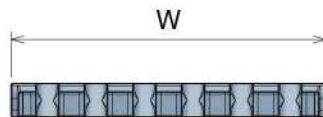
**LFB - Code 23**  
Low friction Acetal

Max w. load: 2050 lbs/ft  
Weight: 1,33 lbs/ft<sup>2</sup>  
Temp. range dry: -40+176°F  
Temp. range wet: -40+149°F  
Pin material: PBT white

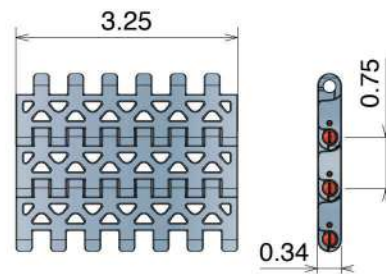
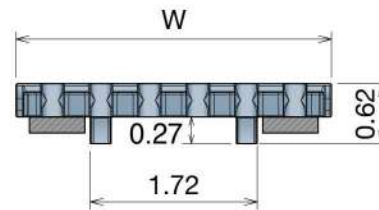
**PFX - Code 30**  
Extra performance PBT

Max w. load: 1645 lbs/ft  
Weight: 1.23 lbs/ft<sup>2</sup>  
Temp. range dry: -40+248°F  
Temp. range wet: -40+140°F  
Pin material: POM grey

### Version A - Standard

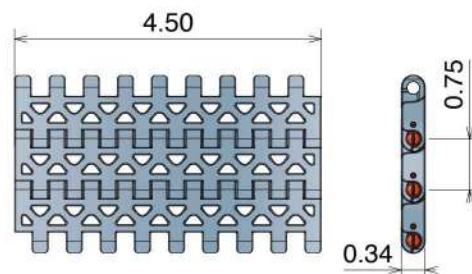


### Version C - With 2 Positioner



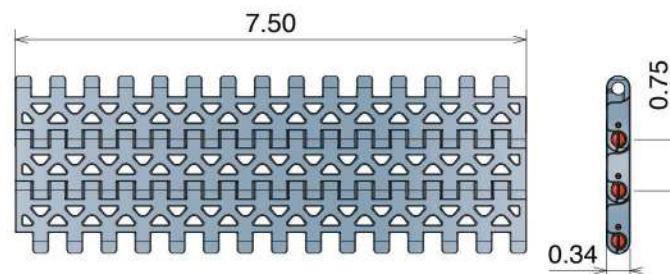
### K325 - One track belt

Series	Material	Width	Version
5302	*	9325	A
5302	*	9325	C



### K450 - One track belt

Series	Material	Width	Version
5302	*	9450	A
5302	*	9450	C




### K750 - One track belt

Series	Material	Width	Version
5302	*	9750	A
5302	*	9750	C

# 525

Pitch 0.59" (15,0 mm)

H= 0.34" (8,7 mm)



- 525 HD FT
- 525 HD FT+RIB
- 525 FTT
- 525 HD FG
- 525 HD GT
- 525 HD GT *Side Indent*

Belts wider than standard are available with 3.35 in increments

## 525 HD FT Modular Belt Series 525 HD, H=0.34" M=3.35"

Backflex radius min.: 1.00 in

### CODE STRUCTURE GUIDE (Example)

<b>5261</b>	<b>01</b>	<b>0085</b>	<b>A</b>
Series	*Material	Width	Version

pg. 238-239	221/225/228	pg. 263->272

<b>SAMPLE BOX</b>	
Art.-Nr.	<b>5261018888A</b>



REINFORCED POSITIONER

**0.59 in**  
PITCH

Metric Size

### \*Material

#### LFA - Code 01

Low friction Acetal

Max w. load: 1750 lbs/ft  
Weight: 1.84 lbs/ft<sup>2</sup>  
Temp. range dry: -40+176°F  
Temp. range wet: -40+149°F  
Pin material: PBT white

#### PP - Code 02

Polypropylene

Max w. load: 1062 lbs/ft  
Weight: 1.78 lbs/ft<sup>2</sup>  
Temp. range dry: 4+219°F  
Temp. range wet: 4+219°F  
Pin material: PP blue

#### MX - Code 03

Performance PBT

Max w. load: 1405 lbs/ft  
Weight: 1.78 lbs/ft<sup>2</sup>  
Temp. range dry: -40+248°F  
Temp. range wet: -40+140°F  
Pin material: POM grey

#### LFB - Code 23

Low friction Acetal

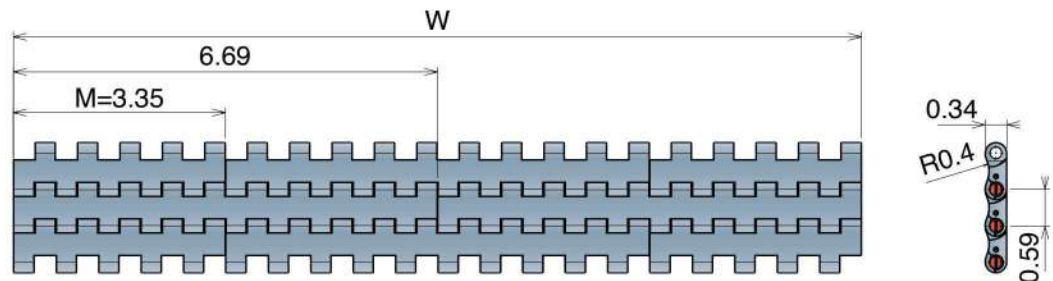
Max w. load: 1750 lbs/ft  
Weight: 1.84 lbs/ft<sup>2</sup>  
Temp. range dry: -40+176°F  
Temp. range wet: -40+149°F  
Pin material: PBT white

#### PFX - Code 30

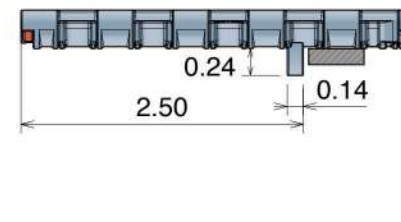
Extra performance PBT

Max w. load: 1405 lbs/ft  
Weight: 1.78 lbs/ft<sup>2</sup>  
Temp. range dry: -40+248°F  
Temp. range wet: -40+140°F  
Pin material: POM grey

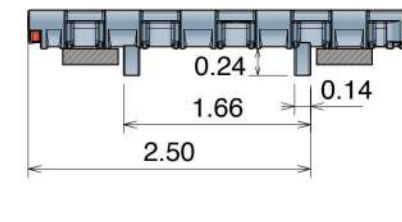
### Version A - Standard



### Version B - With 1 Positioner



### Version C - With 2 Positioner



### Version A - Standard

Series	Material	Width	Version
5261	*	0085	A
5261	*	0170	A
5261	*	0255	A
5261	*	0340	A
5261	*	0425	A
5261	*	0510	A
5261	*	0595	A
5261	*	0680	A
5261	*	0765	A
5261	*	0850	A
5261	*	0935	A
5261	*	1020	A
5261	*	1105	A
5261	*	1190	A
5261	*	1275	A
5261	*	1360	A
5261	*	1445	A
5261	*	1530	A

### Version B - With 1 Positioner

Series	Material	Width	Version
5261	*	0085	B
5261	*	0170	B
5261	*	0255	B
5261	*	0340	B
5261	*	0425	B
5261	*	0510	B
5261	*	0595	B
5261	*	0680	B
5261	*	0765	B
5261	*	0850	B
5261	*	0935	B
5261	*	1020	B
5261	*	1105	B
5261	*	1190	B
5261	*	1275	B
5261	*	1360	B
5261	*	1445	B
5261	*	1530	B

### Version C - With 2 Positioners

Series	Material	Width	Version
5261	*	0085	C
5261	*	0170	C
5261	*	0255	C
5261	*	0340	C
5261	*	0425	C
5261	*	0510	C
5261	*	0595	C
5261	*	0680	C
5261	*	0765	C
5261	*	0850	C
5261	*	0935	C
5261	*	1020	C
5261	*	1105	C
5261	*	1190	C
5261	*	1275	C
5261	*	1360	C
5261	*	1445	C
5261	*	1530	C

# 525 HD FT + RIB

Modular belts

Belts wider than standard are available with 3.35 in increments

## 525 HD FT + RIB Modular Belt Series 525 HD, H=0.34" M=3.35"

Backflex radius min.: 1.00 in

Metric Size

### CODE STRUCTURE GUIDE (Example)

<b>5261</b>	<b>01</b>	<b>0085</b>	<b>A</b>	<b>XR3</b>
Series	*Material	Width	Version	RIB

pg. 238-239	221/225/228	pg. 263->272



**0.59 in**  
PITCH

### \*Material

#### LFA - Code 01

Low friction Acetal

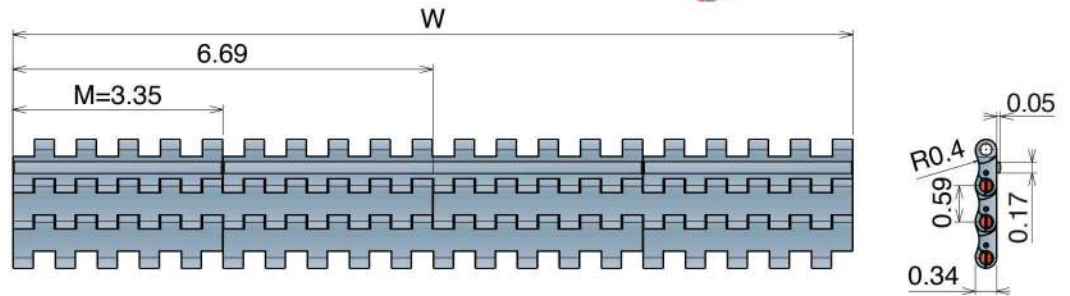
Max w. load: 1750 lbs/ft  
 Weight: 1.84 lbs/ft<sup>2</sup>  
 Temp. range dry: -40+176°F  
 Temp. range wet: -40+149°F  
 Pin material: PBT white

#### MX - Code 03

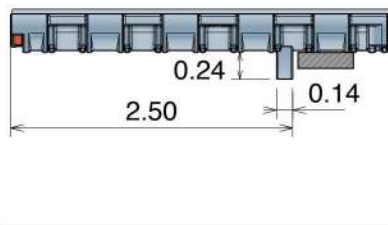
Performance PBT

Max w. load: 1405 lbs/ft  
 Weight: 1.78 lbs/ft<sup>2</sup>  
 Temp. range dry: -40+248°F  
 Temp. range wet: -40+140°F  
 Pin material: POM grey

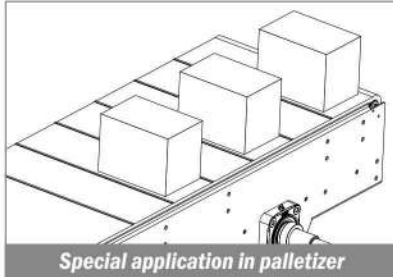
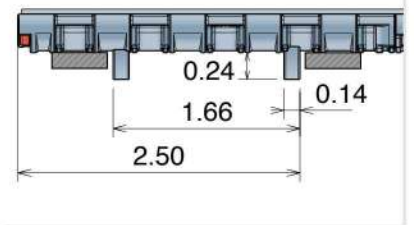
### Version A - Standard



### Version B - With 1 Positioner



### Version C - With 2 Positioner



### Version A - Standard

Series	Material	Width	Version	RIB
5261	*	0085	A	XR3 or XR5
5261	*	0170	A	XR3 or XR5
5261	*	0255	A	XR3 or XR5
5261	*	0340	A	XR3 or XR5
5261	*	0425	A	XR3 or XR5
5261	*	0510	A	XR3 or XR5
5261	*	0595	A	XR3 or XR5
5261	*	0680	A	XR3 or XR5
5261	*	0765	A	XR3 or XR5
5261	*	0850	A	XR3 or XR5
5261	*	0935	A	XR3 or XR5
5261	*	1020	A	XR3 or XR5
5261	*	1105	A	XR3 or XR5
5261	*	1190	A	XR3 or XR5
5261	*	1275	A	XR3 or XR5
5261	*	1360	A	XR3 or XR5
5261	*	1445	A	XR3 or XR5
5261	*	1530	A	XR3 or XR5

XR3 (RIB every 3 links) | XR5 (RIB every 5 links)

### Version B - With 1 Positioner

Series	Material	Width	Version	RIB
5261	*	0085	B	XR3 or XR5
5261	*	0170	B	XR3 or XR5
5261	*	0255	B	XR3 or XR5
5261	*	0340	B	XR3 or XR5
5261	*	0425	B	XR3 or XR5
5261	*	0510	B	XR3 or XR5
5261	*	0595	B	XR3 or XR5
5261	*	0680	B	XR3 or XR5
5261	*	0765	B	XR3 or XR5
5261	*	0850	B	XR3 or XR5
5261	*	0935	B	XR3 or XR5
5261	*	1020	B	XR3 or XR5
5261	*	1105	B	XR3 or XR5
5261	*	1190	B	XR3 or XR5
5261	*	1275	B	XR3 or XR5
5261	*	1360	B	XR3 or XR5
5261	*	1445	B	XR3 or XR5
5261	*	1530	B	XR3 or XR5

XR3 (RIB every 3 links) | XR5 (RIB every 5 links)

### Version C - With 2 Positioners

Series	Material	Width	Version	RIB
5261	*	0085	C	XR3 or XR5
5261	*	0170	C	XR3 or XR5
5261	*	0255	C	XR3 or XR5
5261	*	0340	C	XR3 or XR5
5261	*	0425	C	XR3 or XR5
5261	*	0510	C	XR3 or XR5
5261	*	0595	C	XR3 or XR5
5261	*	0680	C	XR3 or XR5
5261	*	0765	C	XR3 or XR5
5261	*	0850	C	XR3 or XR5
5261	*	0935	C	XR3 or XR5
5261	*	1020	C	XR3 or XR5
5261	*	1105	C	XR3 or XR5
5261	*	1190	C	XR3 or XR5
5261	*	1275	C	XR3 or XR5
5261	*	1360	C	XR3 or XR5
5261	*	1445	C	XR3 or XR5
5261	*	1530	C	XR3 or XR5

XR3 (RIB every 3 links) | XR5 (RIB every 5 links)

Modular belts

Belts wider than standard are available with 3.35 in increments

## 525 FTT Modular Belt Series 525 FTT, H=0.34" M=3.35"

Backflex radius min.: 1.00 in

**0.59 in**  
PITCH

Metric Size

### CODE STRUCTURE GUIDE (Example)

<b>5256</b>	<b>01</b>	<b>0085</b>	<b>C</b>
Series	*Material	Width	Version

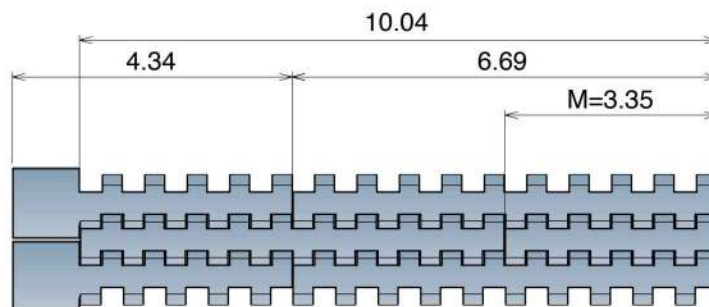
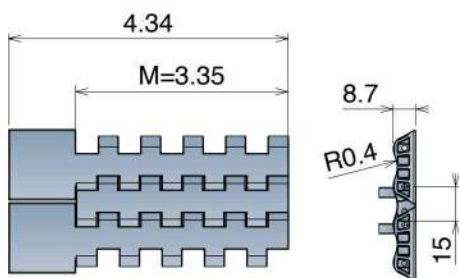

		
pg. 238-239	221/225/228	pg. 263->272

### \*Material

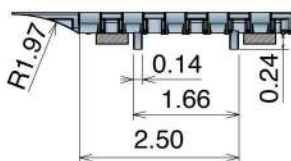
**LFA - Code 01**  
Low friction Acetal

**MX - Code 03**  
Performance PBT

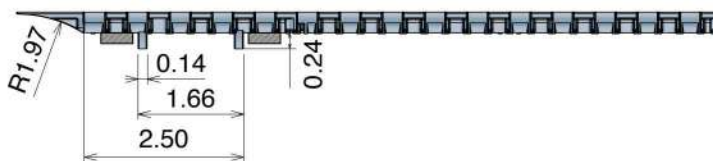
<b>Max w. load:</b>	1475 lbs/ft	<b>Max w. load:</b>	1200 lbs/ft
<b>Weight:</b>	1.60 lbs/ft <sup>2</sup>	<b>Weight:</b>	1.54 lbs/ft <sup>2</sup>
<b>Temp. range dry:</b>	-40+176°F	<b>Temp. range dry:</b>	-40+248°F
<b>Temp. range wet:</b>	-40+149°F	<b>Temp. range wet:</b>	-40+140°F
<b>Pin material:</b>	PBT white	<b>Pin material:</b>	POM grey



### Version C



### Version CN - Near



### Version C

Series	Material	Width	Version
5256	*	0085	C

### Version C0 - Opposite



### Max working load (lbs)

Width	85
LFA	1281
MX	337

### Version CN - Near

Series	Material	Width	Version
5256	*	0170	CN
5256	*	0255	CN

### Version C0 - Opposite

Series	Material	Width	Version
5256	*	0170	C0
5256	*	0255	C0

## 525 HD FG Open Surface 35% Modular Belt Series 525 HD Flush grid, H=0.34" M=3.35"

Backflex radius min.: 1.00 in

Metric Size


### CODE STRUCTURE GUIDE (Example)

<b>5262</b>	<b>01</b>	<b>0085</b>	<b>A</b>
Series	*Material	Width	Version

		
pg. 238-239	221/225/228	pg. 263->272

### SAMPLE BOX

Art.-Nr. **5262018888A**



### \*Material

#### LFA - Code 01

Low friction Acetal

Max w. load: 1750 lbs/ft  
 Weight: 1.66 lbs/ft<sup>2</sup>  
 Temp. range dry: -40+176°F  
 Temp. range wet: -40+149°F  
 Pin material: PBT white

#### MX - Code 03

Performance PBT

Max w. load: 1405 lbs/ft  
 Weight: 1.60 lbs/ft<sup>2</sup>  
 Temp. range dry: -40+248°F  
 Temp. range wet: -40+140°F  
 Pin material: POM grey

#### LFB - Code 23

Low friction Acetal

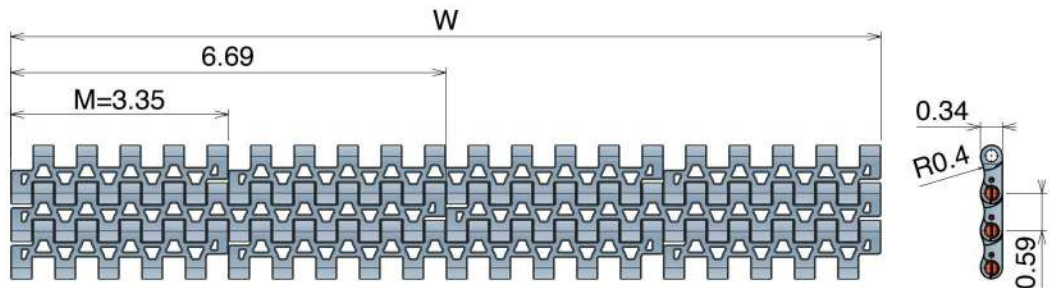
Max w. load: 1750 lbs/ft  
 Weight: 1.66 lbs/ft<sup>2</sup>  
 Temp. range dry: -40+176°F  
 Temp. range wet: -40+149°F  
 Pin material: PBT white

#### PFX - Code 30

Extra performance PBT

Max w. load: 1405 lbs/ft  
 Weight: 1.60 lbs/ft<sup>2</sup>  
 Temp. range dry: -40+248°F  
 Temp. range wet: -40+140°F  
 Pin material: POM grey

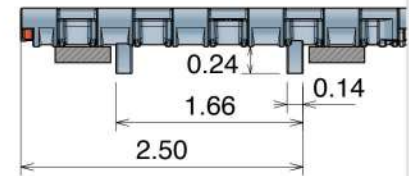
### Version A - Standard



### Version B - With 1 Positioner



### Version C - With 2 Positioner



### Version A - Standard

Series	Material	Width	Version
5262	*	0085	A
5262	*	0170	A
5262	*	0255	A
5262	*	0340	A
5262	*	0425	A
5262	*	0510	A
5262	*	0595	A
5262	*	0680	A
5262	*	0765	A
5262	*	0850	A
5262	*	0935	A
5262	*	1020	A
5262	*	1105	A
5262	*	1190	A
5262	*	1275	A
5262	*	1360	A
5262	*	1445	A
5262	*	1530	A

### Version B - With 1 Positioner

Series	Material	Width	Version
5262	*	0085	B
5262	*	0170	B
5262	*	0255	B
5262	*	0340	B
5262	*	0425	B
5262	*	0510	B
5262	*	0595	B
5262	*	0680	B
5262	*	0765	B
5262	*	0850	B
5262	*	0935	B
5262	*	1020	B
5262	*	1105	B
5262	*	1190	B
5262	*	1275	B
5262	*	1360	B
5262	*	1445	B
5262	*	1530	B

### Version C - With 2 Positioners

Series	Material	Width	Version
5262	*	0085	C
5262	*	0170	C
5262	*	0255	C
5262	*	0340	C
5262	*	0425	C
5262	*	0510	C
5262	*	0595	C
5262	*	0680	C
5262	*	0765	C
5262	*	0850	C
5262	*	0935	C
5262	*	1020	C
5262	*	1105	C
5262	*	1190	C
5262	*	1275	C
5262	*	1360	C
5262	*	1445	C
5262	*	1530	C

Belts wider than standard are available with 3,35 in increments

## 525 HD GT Modular Belt Series 525 HD GT, H=0.34" M=3.35"


Backflex radius min.: 1.00 in

### CODE STRUCTURE GUIDE (Example)

<b>5263</b>	<b>01</b>	<b>0085</b>	<b>A</b>
Series	*Material	Width	Version

		
pg. 238-239	221/225/228	pg. 263->272

**SAMPLE BOX**  
Art.-Nr. **5263018888A**



Metric Size

### \*Material

#### LFA - Code 01

Low friction Acetal

Max w. load: 1750 lbs/ft  
Weight: 2.12 lbs/ft<sup>2</sup>  
Temp. range dry: -40+176°F  
Temp. range wet: -40+149°F  
Pin material: PBT white  
Top rubber: 50 ShA-Grey

#### PP - Code 02

Polypropylene

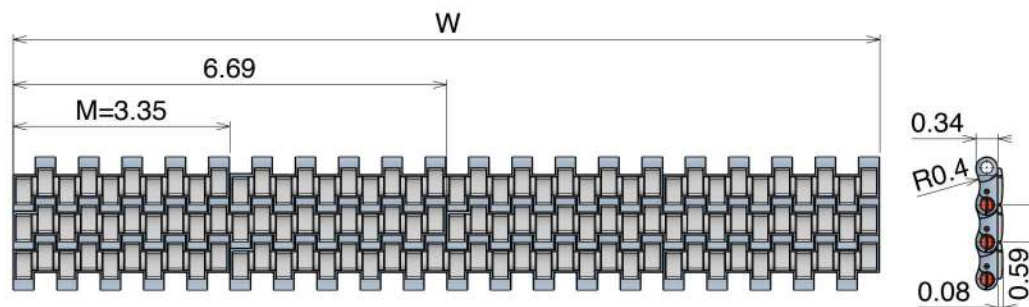
Max w. load: 1062 lbs/ft  
Weight: 1.78 lbs/ft<sup>2</sup>  
Temp. range dry: 39.2+176°F  
Temp. range wet: 39.2+176°F  
Pin material: PP blue  
Top rubber: 50 ShA-Blue

#### MX - Code 03

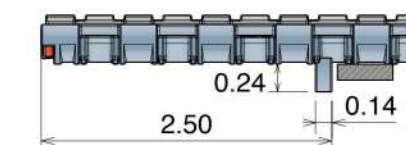
Performance PBT

Max w. load: 1405 lbs/ft  
Weight: 2.12 lbs/ft<sup>2</sup>  
Temp. range dry: -40+248°F  
Temp. range wet: -40+140°F  
Pin material: POM grey  
Top rubber: 50 ShA-grey

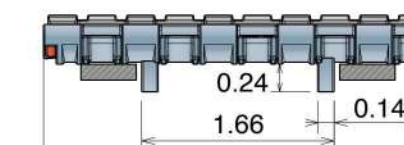
### Version A - Standard



### Version B - With 1 Positioner



### Version C - With 2 Positioner



### Version A - Standard

Series	Material	Width	Version
5263	*	0085	A
5263	*	0170	A
5263	*	0255	A
5263	*	0340	A
5263	*	0425	A
5263	*	0510	A
5263	*	0595	A
5263	*	0680	A
5263	*	0765	A
5263	*	0850	A
5263	*	0935	A
5263	*	1020	A
5263	*	1105	A
5263	*	1190	A
5263	*	1275	A
5263	*	1360	A
5263	*	1445	A
5263	*	1530	A

### Version B - With 1 Positioner

Series	Material	Width	Version
5263	*	0085	B
5263	*	0170	B
5263	*	0255	B
5263	*	0340	B
5263	*	0425	B
5263	*	0510	B
5263	*	0595	B
5263	*	0680	B
5263	*	0765	B
5263	*	0850	B
5263	*	0935	B
5263	*	1020	B
5263	*	1105	B
5263	*	1190	B
5263	*	1275	B
5263	*	1360	B
5263	*	1445	B
5263	*	1530	B

### Version C - With 2 Positioners

Series	Material	Width	Version
5263	*	0085	C
5263	*	0170	C
5263	*	0255	C
5263	*	0340	C
5263	*	0425	C
5263	*	0510	C
5263	*	0595	C
5263	*	0680	C
5263	*	0765	C
5263	*	0850	C
5263	*	0935	C
5263	*	1020	C
5263	*	1105	C
5263	*	1190	C
5263	*	1275	C
5263	*	1360	C
5263	*	1445	C
5263	*	1530	C

# 525 HD GT Side indent

Modular belts

Belts wider than standard are available with 3.35 in increments

## 525 HD GT Side Indent Modular Belt Series 525 HD GT Side Indent, H=0.34" M=3.35"


Backflex radius min.: 1.00 in

Metric Size

### CODE STRUCTURE GUIDE (Example)

<b>5265</b>	<b>01</b>	<b>0255</b>	<b>A</b>
Series	*Material	Width	Version

		
pg. 238-239	221/225/228	pg. 263->272



### \*Material

#### LFA - Code 01

Low friction Acetal

**Max w. load:** 1750 lbs/ft  
**Weight:** 2.12 lbs/ft<sup>2</sup>  
**Temp. range dry:** -40+176°F  
**Temp. range wet:** -40+149°F  
**Pin material:** PBT white  
**Top rubber:** 50 ShA- Grey

#### PP - Code 02

Polypropylene

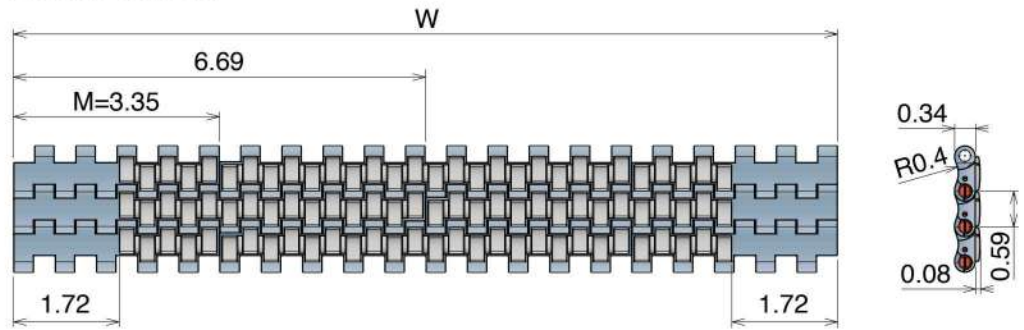
**Max w. load:** 1062 lbs/ft  
**Weight:** 1.78 lbs/ft<sup>2</sup>  
**Temp. range dry:** 39.2+176°F  
**Temp. range wet:** 39.2+176°F  
**Pin material:** PP blue  
**Top rubber:** 50 ShA- Blue

#### MX - Code 03

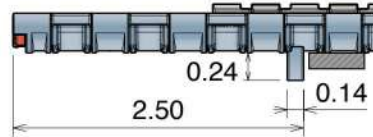
Performance PBT

**Max w. load:** 1405 lbs/ft  
**Weight:** 2.21 lbs/ft<sup>2</sup>  
**Temp. range dry:** -40+248°F  
**Temp. range wet:** -40+140°F  
**Pin material:** POM grey  
**Top rubber:** 50 ShA- Grey

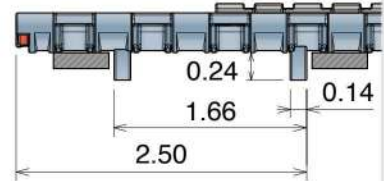
### Version A - Standard



### Version B - With 1 Positioner



### Version C - With 2 Positioner



### Version A - Standard

Series	Material	Width	Version
5265	*	0255	A
5265	*	0340	A
5265	*	0425	A
5265	*	0510	A
5265	*	0595	A
5265	*	0680	A
5265	*	0765	A
5265	*	0850	A
5265	*	0935	A
5265	*	1020	A
5265	*	1105	A
5265	*	1190	A
5265	*	1275	A
5265	*	1360	A
5265	*	1445	A
5265	*	1530	A

### Version B - With 1 Positioner

Series	Material	Width	Version
5265	*	0255	B
5265	*	0340	B
5265	*	0425	B
5265	*	0510	B
5265	*	0595	B
5265	*	0680	B
5265	*	0765	B
5265	*	0850	B
5265	*	0935	B
5265	*	1020	B
5265	*	1105	B
5265	*	1190	B
5265	*	1275	B
5265	*	1360	B
5265	*	1445	B
5265	*	1530	B

### Version C - With 2 Positioners

Series	Material	Width	Version
5265	*	0255	C
5265	*	0340	C
5265	*	0425	C
5265	*	0510	C
5265	*	0595	C
5265	*	0680	C
5265	*	0765	C
5265	*	0850	C
5265	*	0935	C
5265	*	1020	C
5265	*	1105	C
5265	*	1190	C
5265	*	1275	C
5265	*	1360	C
5265	*	1445	C
5265	*	1530	C

Modular belts

# 530 Series

# 530

Pitch 0.59" (15,0 mm)

H= 0.34" (8,7 mm)



530 FT

530 FTT

530 GT

530 GT *Side indent*

530 LBP

530 PRO LBP

# Movex®

## 530 FT Modular Belt Series 530 FT, H=0.34" M=3"


Backflex radius min.: 1.00 in

### CODE STRUCTURE GUIDE (Example)

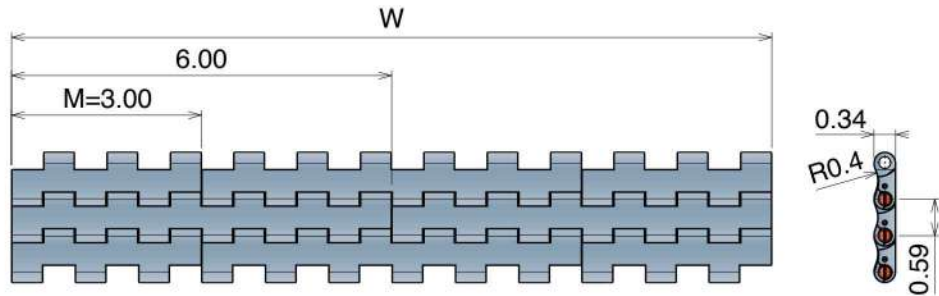
<b>5321</b>	<b>01</b>	<b>0003</b>	<b>A</b>
Series	*Material	Width	Version

		
pg. 238-239	223/226/229	pg. 263->272

**SAMPLE BOX**  
Art.-Nr. **5321018888A**



### Version A - Standard



#### \*Material

### LFA - Code 01

Low friction Acetal

Standard Delivery

Max w. load: 1780 lbs/ft  
Weight: 1.88 lbs/ft<sup>2</sup>  
Temp. range dry: -40+176°F  
Temp. range wet: -40+149°F  
Pin material: PBT white

### MX - Code 03

Performance PBT

Standard Delivery

Max w. load: 1440 lbs/ft  
Weight: 1.84 lbs/ft<sup>2</sup>  
Temp. range dry: -40+248°F  
Temp. range wet: -40+140°F  
Pin material: POM grey

### DKM - Code 16

Aramid Reinforced Acetal

Max w. load: 1780 lbs/ft  
Weight: 1.88 lbs/ft<sup>2</sup>  
Temp. range dry: -40+176°F  
Temp. range wet: -40+149°F  
Pin material: PBT white

### MWX - Code 17

Polyamide Composite

Max w. load: 1.88 lbs/ft  
Weight: 9,5 lbs/ft<sup>2</sup>  
Temp. range dry: -40+219°F  
Temp. range wet: NR  
Pin material: PBT white

### MPX - Code 25

Lubricated Acetal

Max w. load: 1780 lbs/ft  
Weight: 1.88 lbs/ft<sup>2</sup>  
Temp. range dry: -40+176°F  
Temp. range wet: -40+149°F  
Pin material: PBT white

### Version A - Standard

Series	Material	Width	Version
5321	*	0003	A
5321	*	0006	A
5321	*	0009	A
5321	*	0012	A
5321	*	0015	A
5321	*	0018	A
5321	*	0021	A
5321	*	0024	A
5321	*	0027	A
5321	*	0030	A
5321	*	0033	A
5321	*	0036	A
5321	*	0039	A
5321	*	0042	A
5321	*	0045	A
5321	*	0048	A
5321	*	0051	A
5321	*	0054	A

## 530 FT One track Belt Modular Belt Series 550 FT, H=0.34" K330

Backflex radius min.: 0.39 in


### CODE STRUCTURE GUIDE (Example)

<b>5321</b>	<b>01</b>	<b>9450</b>	<b>A</b>
Series	*Material	Width	Version

		
pg. 238-239	223/226/229	pg. 263->272

**0.50 in**  
PITCH

Imperial Size



### \*Material

#### LFA - Code 01

Low friction Acetal

Standard Delivery

Max w. load: 675 lbs  
 Weight: 1.88 lbs/ft<sup>2</sup>  
 Temp. range dry: -40+176°F  
 Temp. range wet: -40+149°F  
 Pin material: PBT white

#### MX - Code 03

Performance PBT

Max w. load: 540 lbs  
 Weight: 1.84 lbs/ft<sup>2</sup>  
 Temp. range dry: -40+248°F  
 Temp. range wet: -40+140°F  
 Pin material: POM grey

#### DKM - Code 16

Aramide Reinforced Acetal

Max w. load: 675 lbs  
 Weight: 1.88 lbs/ft<sup>2</sup>  
 Temp. range dry: -40+176°F  
 Temp. range wet: -40+149°F  
 Pin material: PBT white

#### MWX - Code 17

Polyamide Composite

Max w. load: 675 lbs  
 Weight: 9,5 lbs/ft<sup>2</sup>  
 Temp. range dry: -40+219°F  
 Temp. range wet: NR  
 Pin material: PBT white

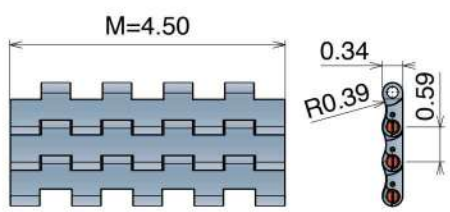
#### MPX - Code 25

Lubricated Acetal

Max w. load: 675 lbs  
 Weight: 1.88 lbs/ft<sup>2</sup>  
 Temp. range dry: -40+176°F  
 Temp. range wet: -40+149°F  
 Pin material: PBT white

### K450

Version A - Standard



Version A - Standard

Series	Material	Width	Version
5321	*	9450	A

## 530 FTT Modular Belt Series 530 FTT, H=0.34" M=3"

Backflex radius min.: 1.00 in

**0.59 in**  
PITCH

### CODE STRUCTURE GUIDE (Example)

<b>5326</b>	<b>01</b>	<b>0003</b>	<b>A</b>
Series	*Material	Width	Version

		
pg. 238-239	223/226/229	pg. 263->272



### \*Material

#### LFA - Code 01

Low friction Acetal

Standard Delivery

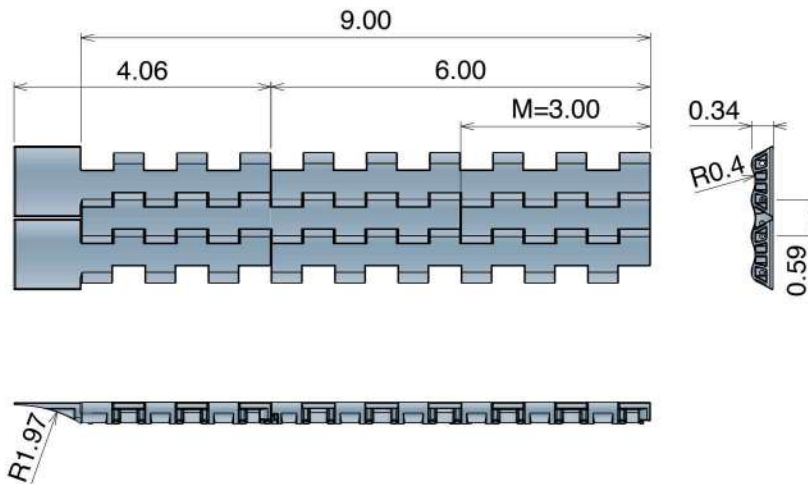
Max w. load: 1780 lbs/ft  
 Weight: 1.88 lbs/ft<sup>2</sup>  
 Temp. range dry: -40+176°F  
 Temp. range wet: -40+149°F  
 Pin material: PBT white

#### MX - Code 03

Performance PBT

Max w. load: 1440 lbs/ft  
 Weight: 1.84 lbs/ft<sup>2</sup>  
 Temp. range dry: -40+248°F  
 Temp. range wet: -40+140°F  
 Pin material: POM grey

### Version A - Standard



### Version A - Standard

Series	Material	Width	Version
5326	*	0003	A
5326	*	0006	A
5326	*	0009	A



Belts wider than standard are available with 3.0 in increments

## 530 GT Modular Belt Series 530 GT, H=0.34" M=3"


Backflex radius min.: 1.20 in

### CODE STRUCTURE GUIDE (Example)

<b>5323</b>	<b>01</b>	<b>0003</b>	<b>A</b>
Series	*Material	Width	Version

		
pg. 238-239	223/226/229	pg. 263->272

<b>SAMPLE BOX</b>	
Art.-Nr.	<b>5323018888A</b>



Imperial Size

### \*Material

#### LFA - Code 01

Low friction Acetal

Standard Delivery

Max w. load: 1780 lbs/ft  
 Weight: 2.17 lbs/ft<sup>2</sup>  
 Temp. range dry: -40+176°F  
 Temp. range wet: -40+149°F  
 Pin material: PBT white  
 Top rubber: 50 ShA-Grey

#### PP - Code 02

Polypropylene

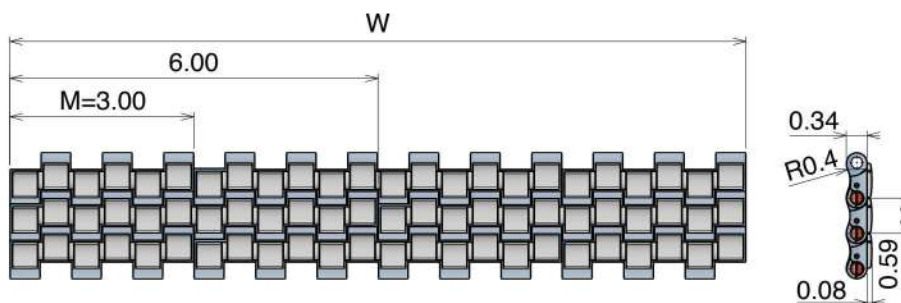
Max w. load: 1100 lbs/ft  
 Weight: 1.84 lbs/ft<sup>2</sup>  
 Temp. range dry: 4+176°F  
 Temp. range wet: 4+176°F  
 Pin material: PP blue  
 Top rubber: 50 ShA-Blue

#### MX - Code 03

Performance PBT

Max w. load: 1440 lbs/ft  
 Weight: 2.17 lbs/ft<sup>2</sup>  
 Temp. range dry: -40+248°F  
 Temp. range wet: -40+140°F  
 Pin material: POM grey  
 Top rubber: 50 ShA-Grey

### Version A - Standard



### Version A - Standard

Series	Material	Width	Version
5323	*	0003	A
5323	*	0006	A
5323	*	0009	A
5323	*	0012	A
5323	*	0015	A
5323	*	0018	A
5323	*	0021	A
5323	*	0024	A
5323	*	0027	A
5323	*	0030	A
5323	*	0033	A
5323	*	0036	A
5323	*	0039	A
5323	*	0042	A
5323	*	0045	A
5323	*	0048	A
5323	*	0051	A
5323	*	0054	A

# 530 GT Side indent

Modular belts

Belts wider than standard are available with 3.0 in increments

Imperial Size


## 530 GT Side indent Modular Belt Series 530 GT, H=0.34" M=3"

Backflex radius min.: 1.20 in

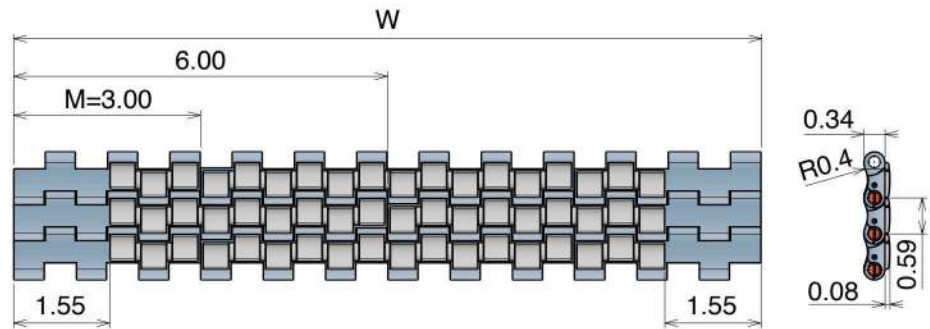
### CODE STRUCTURE GUIDE (Example)

<b>5325</b>	<b>01</b>	<b>0009</b>	<b>A</b>
Series	*Material	Width	Version

		
pg. 238-239	223/226/229	pg. 263->272



### Version A - Standard



#### \*Material

### LFA - Code 01

Low friction Acetal

Standard Delivery

**Max w. load:** 1780 lbs/ft  
**Weight:** 2.17 lbs/ft<sup>2</sup>  
**Temp. range dry:** -40+176°F  
**Temp. range wet:** -40+149°F  
**Pin material:** PBT white  
**Top rubber:** 50 Sha-Grey

### PP - Code 02

Polypropylene

**Max w. load:** 1100 lbs/ft  
**Weight:** 1.84 lbs/ft<sup>2</sup>  
**Temp. range dry:** 4+176°F  
**Temp. range wet:** 4+176°F  
**Pin material:** PP blue  
**Top rubber:** 50 Sha-Blue

### MX - Code 03

Performance PBT

**Max w. load:** 1440 lbs/ft  
**Weight:** 2.17 lbs/ft<sup>2</sup>  
**Temp. range dry:** -40+248°F  
**Temp. range wet:** -40+140°F  
**Pin material:** POM grey  
**Top rubber:** 50 Sha-Grey

### Version A - Standard

Series	Material	Width	Version
5325	*	0009	A
5325	*	0012	A
5325	*	0015	A
5325	*	0018	A
5325	*	0021	A
5325	*	0024	A
5325	*	0027	A
5325	*	0030	A
5325	*	0033	A
5325	*	0036	A
5325	*	0039	A
5325	*	0042	A
5325	*	0045	A
5325	*	0048	A
5325	*	0051	A
5325	*	0054	A

Modular belts

Belts wider than standard are available with 6.0 in increments

## 530 LBP Modular Belt Series 530 LBP, H=0.34" M=3"


Backflex radius min.: 1.00 in

### CODE STRUCTURE GUIDE (Example)

<b>5324</b>	<b>01</b>	<b>0006</b>	<b>A</b>
Series	*Material	Width	Version

		
pg. 238-239	pg. 223/227	pg. 263->272

**SAMPLE BOX**  
Art.-Nr. **5324018888A**



Imperial Size

### \*Material

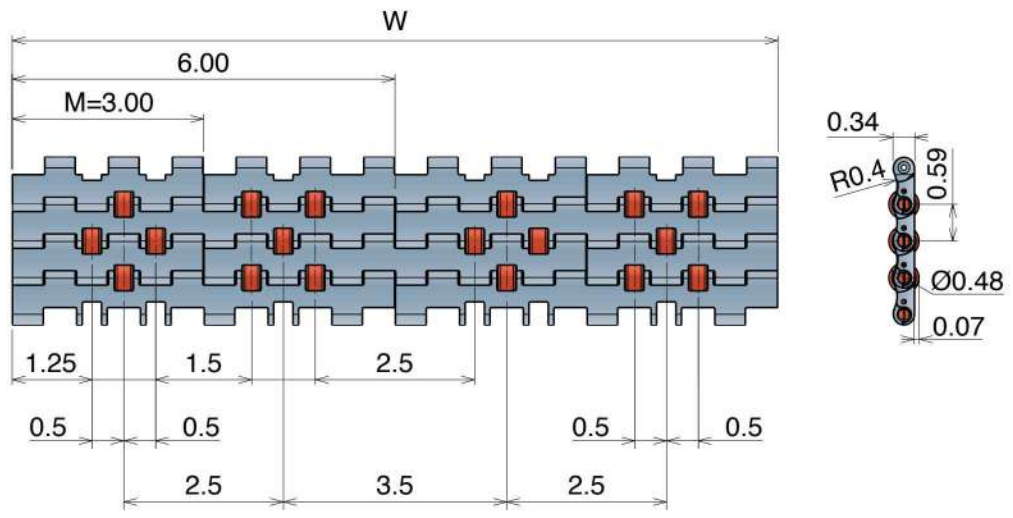
#### LFA - Code 01 Low friction Acetal

Max w. load: 1640 lbs/ft  
Weight: 1.84 lbs/ft<sup>2</sup>  
Temp. range dry: -40+176°F  
Temp. range wet: -40+149°F  
Pin material: PBT white

#### POM Roller

Density: 65 rollers/ft<sup>2</sup>

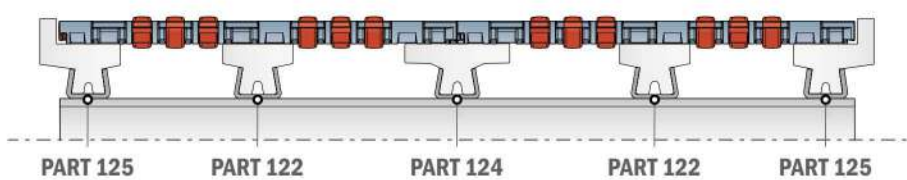
### Version A - Standard



### Version A - Standard

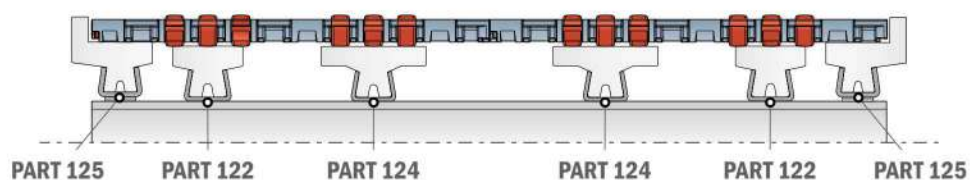
Series	Material	Width	Version
5324	01	0006	A
5324	01	0012	A
5324	01	0018	A
5324	01	0024	A
5324	01	0030	A
5324	01	0036	A
5324	01	0042	A
5324	01	0048	A
5324	01	0054	A

### Guide position for accumulation system - Example



For accumulation system, please place the wear strips between the rollers (max 2.00 in).

### Guide position for driven rollers, for alignment/distribution system - Example



For driven rollers, please place the wear strips directly in contact under the rollers.

530 LBP can also be used with standard profiles: consult extruded profiles section for more details.

# 530 PRO LBP

Modular belts

**PATENTED**

Belts wider than standard are available with 3.0 in increments

Imperial Size

## 530 PRO LBP

Modular Belt Series 530 PRO LBP, H=0.34" M=3"


Backflex radius min.: 1.00 in

### CODE STRUCTURE GUIDE (Example)

<b>5237</b>	<b>01</b>	<b>0006</b>	<b>A</b>
Series	*Material	Width	Version

		
pg. 238-239	pg. 224/227	pg. 263->272

<b>SAMPLE BOX</b>	
Art.-Nr.	<b>5237018888A</b>



**0.59 in**  
PITCH

### \*Material

### LFA - Code 01

Low friction Acetal

Standard Delivery

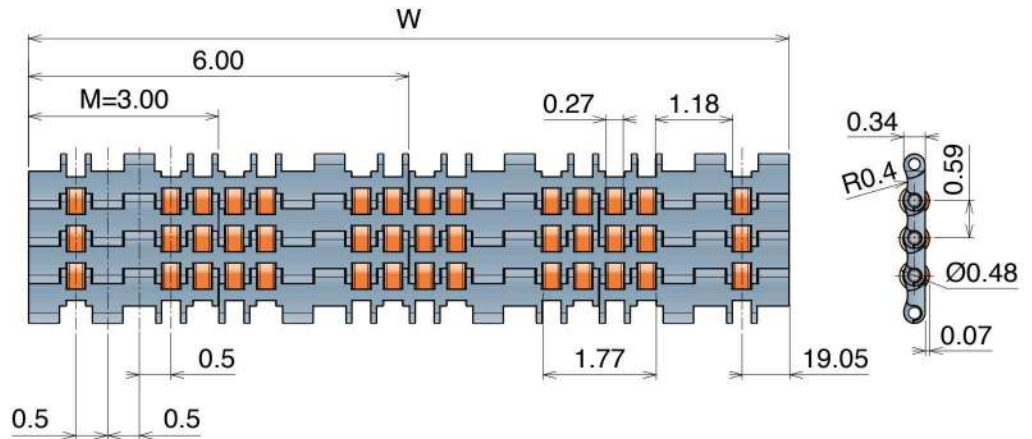
Max w. load: 1440 lbs/ft  
 Weight: 2.05 lbs/ft<sup>2</sup>  
 Temp. range dry: -40+176°F  
 Temp. range wet: -40+149°F  
 Pin material: PBT white

### PFX Roller

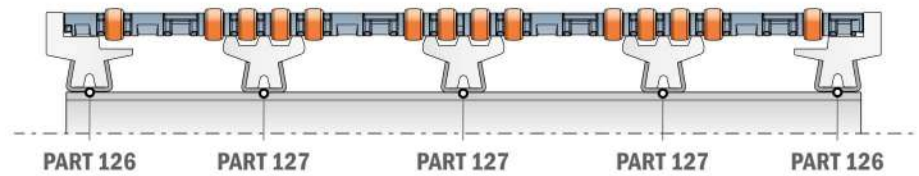
Density: 315 rollers/ft<sup>2</sup>

**THE BEST CHOICE TO REACH  
THE LOWEST FRICTION**

### Version A - Standard

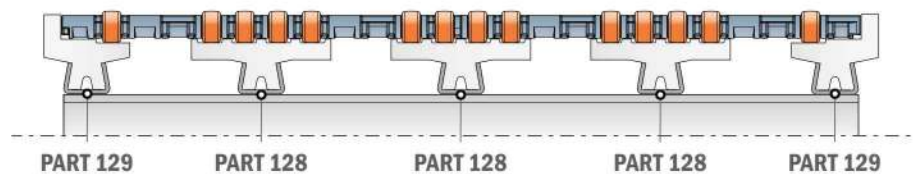


### Guide position for accumulation system - Example



For accumulation system, please place the wear strips between the rollers (max 1.00 in).

### Guide position for driven rollers, for alignment/distribution system - Example

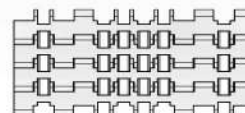


For driven rollers, please place the wear strips directly in contact under the rollers.

530 PRO LBP can also be used with standard profiles: consult extruded profiles section for more details.

### Version A - Standard

Series	Material	Width	Version
5237	01	0006	A
5237	01	0009	A
5237	01	0012	A
5237	01	0015	A
5237	01	0018	A
5237	01	0021	A
5237	01	0024	A
5237	01	0027	A
5237	01	0030	A
5237	01	0033	A
5237	01	0036	A
5237	01	0039	A
5237	01	0042	A
5237	01	0045	A
5237	01	0048	A
5237	01	0051	A
5237	01	0054	A



Rollers configuration for 530 PRO LBP, 6 inch wide belt.

# 550

Pitch 1.00" (25,4 mm)

H= 0.34" (8,7 mm)



550 FT

550 FT *One track Belt*

550 FTT

550 FG

550 FG *One track Belt*

550 GT

550 GT *Side indent*

550 FLIGHT TOP

550 PRO FT

550 PRO M

## 550 FT Modular Belt Series 550 FT, H=0.34" M=3.35"

Backflex radius min.: 1.00 in

Metric Size

### CODE STRUCTURE GUIDE (Example)

<b>5501</b>	<b>01</b>	<b>0085</b>	<b>A</b>
Series	*Material	Width	Version

#### \*Material

#### LFA - Code 01

Low friction Acetal

Standard Delivery

Max w. load: 2050 lbs/ft  
 Weight: 1.74 lbs/ft<sup>2</sup>  
 Temp. range dry: -40+176°F  
 Temp. range wet: -40+149°F  
 Pin material: PBT white

#### PP - Code 02

Polypropylene

Max w. load: 1235 lbs/ft  
 Weight: 1.72 lbs/ft<sup>2</sup>  
 Temp. range dry: 39.2+219°F  
 Temp. range wet: 39.2+104°F  
 Pin material: PP blue

#### MX - Code 03

Performance PBT

Max w. load: 1645 lbs/ft  
 Weight: 1.68 lbs/ft<sup>2</sup>  
 Temp. range dry: -40+248°F  
 Temp. range wet: -40+140°F  
 Pin material: POM grey

#### LFW - Code 05

Low friction Acetal

Max w. load: 2050 lbs/ft  
 Weight: 1.74 lbs/ft<sup>2</sup>  
 Temp. range dry: -40+176°F  
 Temp. range wet: -40+149°F  
 Pin material: PBT white

#### DKM - Code 16

Aramide Reinforced Acetal

Max w. load: 2050 lbs/ft  
 Weight: 1.74 lbs/ft<sup>2</sup>  
 Temp. range dry: -40+176°F  
 Temp. range wet: -40+149°F  
 Pin material: PBT white

#### MWX - Code 17

Polyamide Composite

Max w. load: 2050 lbs/ft  
 Weight: 1.82 lbs/ft<sup>2</sup>  
 Temp. range dry: -40+219°F  
 Temp. range wet: NR  
 Pin material: PBT white

#### LFB - Code 23

Low friction Acetal

Max w. load: 2050 lbs/ft  
 Weight: 1.74 lbs/ft<sup>2</sup>  
 Temp. range dry: -40+176°F  
 Temp. range wet: -40+149°F  
 Pin material: PBT white


#### PFX - Code 30

Extra performance PBT

Max w. load: 1645 lbs/ft  
 Weight: 1.68 lbs/ft<sup>2</sup>  
 Temp. range dry: -40+248°F  
 Temp. range wet: -40+140°F  
 Pin material: POM grey



- Easier installation
- Quicker maintenance
- 100% interchangeable



**1.00 in**  
PITCH

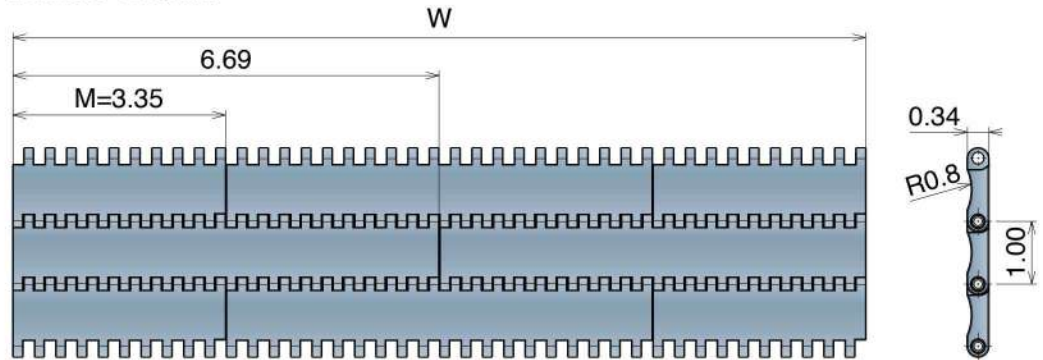
pg. 241-242

pg. 263->272

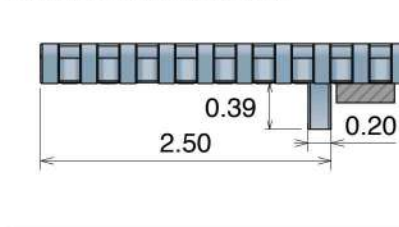
### SAMPLE BOX

Art.-Nr. **5501018888A**

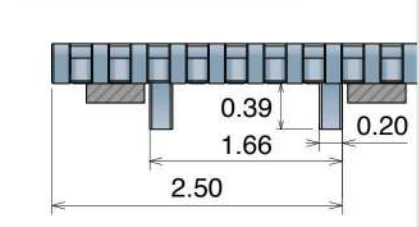
#### Version A - Standard



#### Version B - With 1 Positioner



#### Version C - With 2 Positioners



#### Version A - Standard

Series	Material	Width	Version
5501	*	0085	A
5501	*	0170	A
5501	*	0255	A
5501	*	0340	A
5501	*	0425	A
5501	*	0510	A
5501	*	0595	A
5501	*	0680	A
5501	*	0765	A
5501	*	0850	A
5501	*	0935	A
5501	*	1020	A
5501	*	1105	A
5501	*	1190	A
5501	*	1275	A
5501	*	1360	A
5501	*	1445	A
5501	*	1530	A

#### Version B - With 1 Positioner

Series	Material	Width	Version
5501	*	0085	B
5501	*	0170	B
5501	*	0255	B
5501	*	0340	B
5501	*	0425	B
5501	*	0510	B
5501	*	0595	B
5501	*	0680	B
5501	*	0765	B
5501	*	0850	B
5501	*	0935	B
5501	*	1020	B
5501	*	1105	B
5501	*	1190	B
5501	*	1275	B
5501	*	1360	B
5501	*	1445	B
5501	*	1530	B

#### Version C - With 2 Positioners

Series	Material	Width	Version
5501	*	0085	C
5501	*	0170	C
5501	*	0255	C
5501	*	0340	C
5501	*	0425	C
5501	*	0510	C
5501	*	0595	C
5501	*	0680	C
5501	*	0765	C
5501	*	0850	C
5501	*	0935	C
5501	*	1020	C
5501	*	1105	C
5501	*	1190	C
5501	*	1275	C
5501	*	1360	C
5501	*	1445	C
5501	*	1530	C

## 550 FT One track Belt Modular Belt Series 550 FT, H=0.34" K330

Backflex radius min.: 1.00 in

Metric Size

### CODE STRUCTURE GUIDE (Example)

<b>5221</b>	<b>01</b>	<b>9330</b>	<b>A</b>
Series	*Material	Width	Version



pg. 241-242

pg. 263->272

#### \*Material

**LFA - Code 01**  
Low friction Acetal

Standard Delivery

Max w. load: 560 lbs  
Weight: 1.74 lbs/ft<sup>2</sup>  
Temp. range dry: -40+176°F  
Temp. range wet: -40+149°F  
Pin material: PBT white

**PP - Code 02**  
Polypropylene

Max w. load: 337 lbs  
Weight: 1.72 lbs/ft<sup>2</sup>  
Temp. range dry: 39.2+219°F  
Temp. range wet: 39.2+104°F  
Pin material: PP blue

**MX - Code 03**  
Performance PBT

Max w. load: 450 lbs  
Weight: 1.68 lbs/ft<sup>2</sup>  
Temp. range dry: -40+248°F  
Temp. range wet: -40+140°F  
Pin material: POM grey

**DKM - Code 16**  
Aramid Reinforced Acetal

Max w. load: 560 lbs  
Weight: 1.74 lbs/ft<sup>2</sup>  
Temp. range dry: -40+176°F  
Temp. range wet: -40+149°F  
Pin material: PBT white

**MWX - Code 17**  
Polyamide Composite

Max w. load: 560 lbs  
Weight: 1.82 lbs/ft<sup>2</sup>  
Temp. range dry: -40+219°F  
Temp. range wet: NR  
Pin material: PBT white

**LFB - Code 23**  
Low friction Acetal


Max w. load: 560 lbs  
Weight: 1.74 lbs/ft<sup>2</sup>  
Temp. range dry: -40+176°F  
Temp. range wet: -40+149°F  
Pin material: PBT white

**PFX - Code 30**  
Extra performance PBT

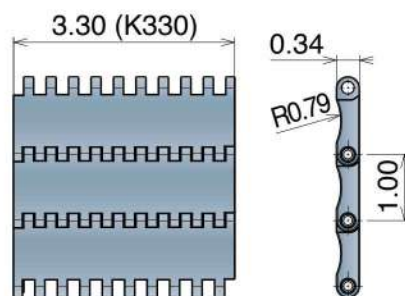
Max w. load: 450 lbs  
Weight: 1.68 lbs/ft<sup>2</sup>  
Temp. range dry: -40+248°F  
Temp. range wet: -40+140°F  
Pin material: POM grey



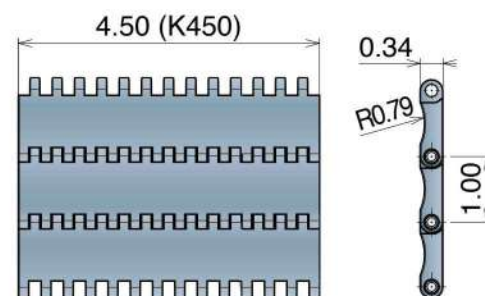
- Easier installation
- Quicker maintenance
- 10% Higher strength



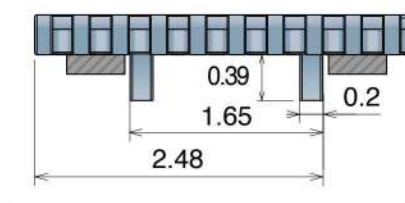
### K330 Version A - Standard



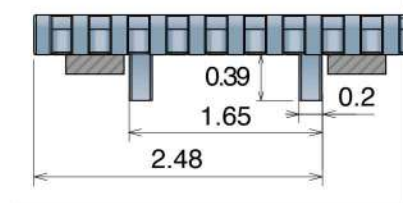
### K450 Version A - Standard



### Version C - With 2 Positioner



### Version C - With 2 Positioner



Series	Material	Width	Version
5221	*	9330	A
5221	*	9330	C

Series	Material	Width	Version
5221	*	9450	A
5221	*	9450	C

### Disassembling / Assembling mode



## 550 FT one track belt MOVEX TOOL

The specific tool for belts developed to facilitate belt assembly and disassembly.



Article Nr. **29970**


Movex tools are made with 3D printer, the color may vary due to availability of the material.

## 550 FTT Modular Belt Series 530 GT, H=0.34" M=3"

Backflex radius min.: 1.00 in

### CODE STRUCTURE GUIDE (Example)

<b>5506</b>	<b>01</b>	<b>0085</b>	<b>C</b>
Series	*Material	Width	Version



pg. 241-242    pg. 263->272

### \*Material


**LFA - Code 01**  
Low friction Acetal

**MX - Code 03**  
Performance PBT

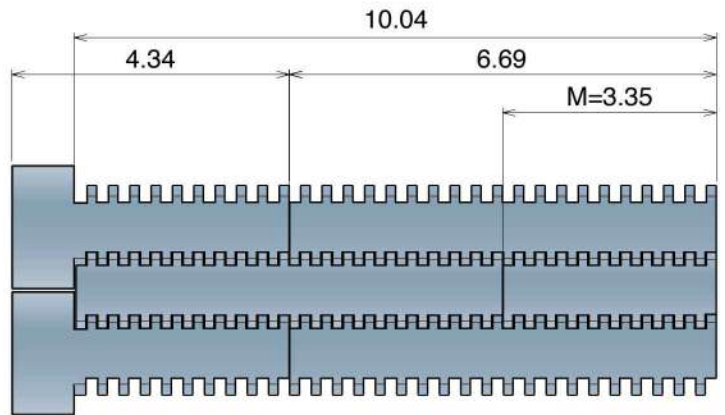
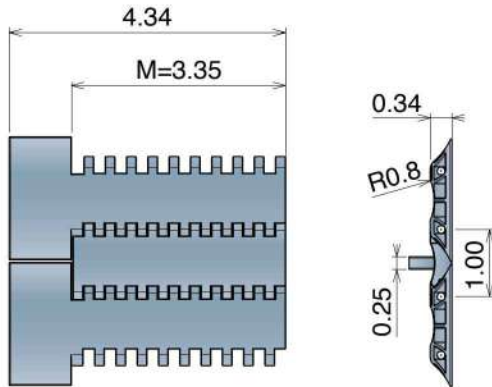
<b>Max w. load:</b> 2050 lbs/ft	<b>Max w. load:</b> 1645 lbs/ft
<b>Weight:</b> 1.74 lbs/ft <sup>2</sup>	<b>Weight:</b> 1.68 lbs/ft <sup>2</sup>
<b>Temp. range dry:</b> -40+176°F	<b>Temp. range dry:</b> -40+248°F
<b>Temp. range wet:</b> -40+149°F	<b>Temp. range wet:</b> -40+140°F
<b>Pin material:</b> PBT white	<b>Pin material:</b> POM grey



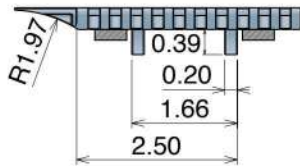
- Easier installation
- Quicker maintenance
- 100% interchangeable



**1.00 in**  
PITCH



### Version C



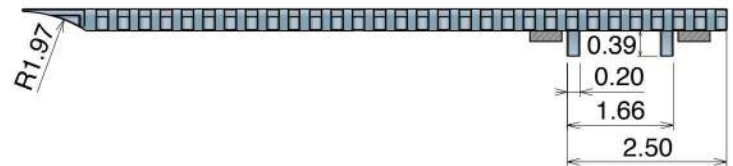
### Version CN - Near



### Version C

Series	Material	Width	Version
5506	*	0085	C

### Version CO - Opposite



Max working load (lbs)	
Width	85
LFA	520
MX	415

### Version CN - Near

Series	Material	Width	Version
5506	*	0170	CN
5506	*	0255	CN

### Version CO - Opposite

Series	Material	Width	Version
5506	*	0170	CO
5506	*	0255	CO


Belts wider than standard are available with 3.35 in increments

## 550 FG Open Surface 25% Modular Belt Series 550 FG, H=0.34" M=3.35"

Backflex radius min.: 1.00 in

### CODE STRUCTURE GUIDE (Example)


<b>5222</b>	<b>01</b>	<b>0085</b>	<b>A</b>
Series	*Material	Width	Version



SAMPLE BOX	
Art.-Nr.	<b>5222018888A</b>



- Easier installation
- Quicker maintenance
- 100% interchangeable



Metric Size

### \*Material

**LFA - Code 01**  
Low friction Acetal  
Standard Delivery

Max w. load: 1885 lbs/ft  
Weight: 1.43 lbs/ft<sup>2</sup>  
Temp. range dry: -40+176 °F  
Temp. range wet: -40+149 °F  
Pin material: PBT white

**MX - Code 03**  
Performance PBT  
Standard Delivery

Max w. load: 1510 lbs/ft  
Weight: 1.37 lbs/ft<sup>2</sup>  
Temp. range dry: -40+248 °F  
Temp. range wet: -40+140 °F  
Pin material: POM grey

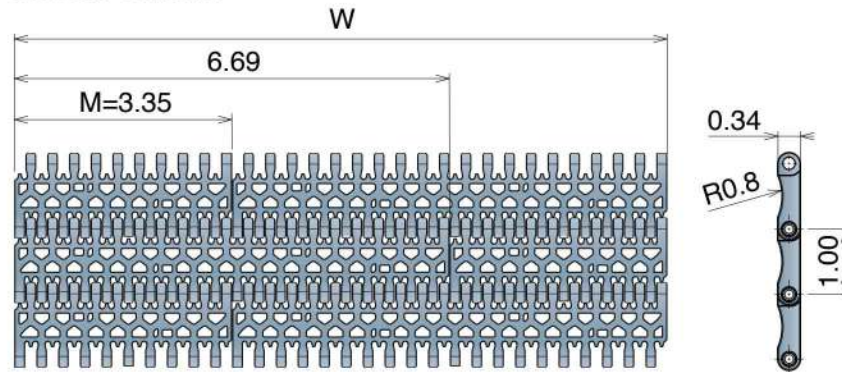
**LFB - Code 23**  
Low friction Acetal

Max w. load: 1885 lbs/ft  
Weight: 1.43 lbs/ft<sup>2</sup>  
Temp. range dry: -40+176 °F  
Temp. range wet: -40+149 °F  
Pin material: PBT white

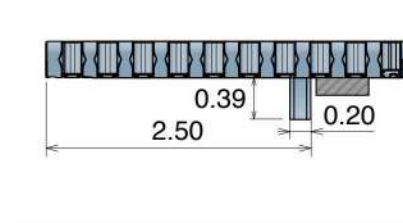
**PFX - Code 30**  
Extra performance PBT

Max w. load: 1510 lbs/ft  
Weight: 1.37 lbs/ft<sup>2</sup>  
Temp. range dry: -40+248 °F  
Temp. range wet: -40+140 °F  
Pin material: POM grey

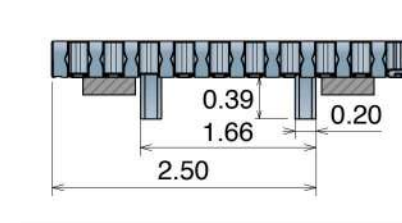
### Version A - Standard



### Version B - With 1 Positioner



### Version C - With 2 Positioner



### Version A - Standard

Series	Material	Width	Version
5222	*	0085	A
5222	*	0170	A
5222	*	0255	A
5222	*	0340	A
5222	*	0425	A
5222	*	0510	A
5222	*	0595	A
5222	*	0680	A
5222	*	0765	A
5222	*	0850	A
5222	*	0935	A
5222	*	1020	A
5222	*	1105	A
5222	*	1190	A
5222	*	1275	A
5222	*	1360	A
5222	*	1445	A
5222	*	1530	A

### Version B - With 1 Positioner

Series	Material	Width	Version
5222	*	0085	B
5222	*	0170	B
5222	*	0255	B
5222	*	0340	B
5222	*	0425	B
5222	*	0510	B
5222	*	0595	B
5222	*	0680	B
5222	*	0765	B
5222	*	0850	B
5222	*	0935	B
5222	*	1020	B
5222	*	1105	B
5222	*	1190	B
5222	*	1275	B
5222	*	1360	B
5222	*	1445	B
5222	*	1530	B

### Version C - With 2 Positioners

Series	Material	Width	Version
5222	*	0085	C
5222	*	0170	C
5222	*	0255	C
5222	*	0340	C
5222	*	0425	C
5222	*	0510	C
5222	*	0595	C
5222	*	0680	C
5222	*	0765	C
5222	*	0850	C
5222	*	0935	C
5222	*	1020	C
5222	*	1105	C
5222	*	1190	C
5222	*	1275	C
5222	*	1360	C
5222	*	1445	C
5222	*	1530	C

# 550 FG One track Belt

Modular belts

Metric Size



## 550 FG One track Belt Open Surface 25% Modular Belt Series 550 FG, H=0.34" K330

Backflex radius min.: 1.00 in

**1.00 in**  
PITCH


### CODE STRUCTURE GUIDE (Example)

<b>5222</b>	<b>01</b>	<b>9330</b>	<b>A</b>
Series	*Material	Width	Version

	
pg. 241-242	pg. 263->272



- Easier installation
- Quicker maintenance
- 100% interchangeable



### \*Material

#### LFA - Code 01

Low friction Acetal

Standard Delivery

Max w. load: 520 lbs  
 Weight: 1.43 lbs/ft<sup>2</sup>  
 Temp. range dry: -40+176 °F  
 Temp. range wet: -40+149 °F  
 Pin material: PBT white

#### MX - Code 03

Performance PBT

Max w. load: 415 lbs  
 Weight: 1.37 lbs/ft<sup>2</sup>  
 Temp. range dry: -40+248 °F  
 Temp. range wet: -40+140 °F  
 Pin material: POM grey

#### LFB - Code 23

Low friction Acetal

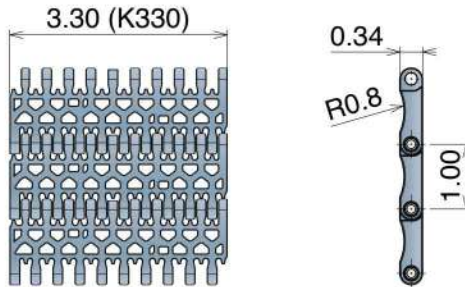
Max w. load: 520 lbs  
 Weight: 1.43 lbs/ft<sup>2</sup>  
 Temp. range dry: -40+176 °F  
 Temp. range wet: -40+149 °F  
 Pin material: PBT white

#### PFX - Code 30

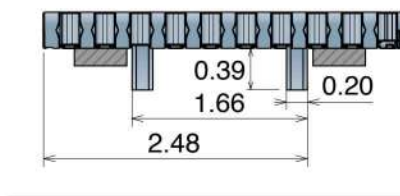
Extra performance PBT

Max w. load: 415 lbs  
 Weight: 1.37 lbs/ft<sup>2</sup>  
 Temp. range dry: -40+248 °F  
 Temp. range wet: -40+140 °F  
 Pin material: POM grey

### Version A - Standard



### Version C - With 2 Positioner



### Version A - Standard

Series	Material	Width	Version
5222	*	9330	A

### Version C - With 2 Positioners

Series	Material	Width	Version
5222	*	9330	C

Modular belts

## 550 GT Modular Belt Series 550 GT, H=0.34" M=3.35"

Backflex radius min.: 1.20 in

### CODE STRUCTURE GUIDE (Example)


<b>5503</b>	<b>01</b>	<b>0085</b>	<b>A</b>
Series	*Material	Width	Version



**SAMPLE BOX**  
Art.-Nr. **5503018888A**



- Easier installation
- Quicker maintenance
- 100% interchangeable



Metric Size

### \*Material

#### LFA - Code 01 Low friction Acetal

Max w. load: 1885 lbs/ft  
Weight: 2.07 lbs/ft<sup>2</sup>  
Temp. range dry: -40+176°F  
Temp. range wet: -40+149°F  
Pin material: PBT white  
Top rubber: 50 ShA-Grey

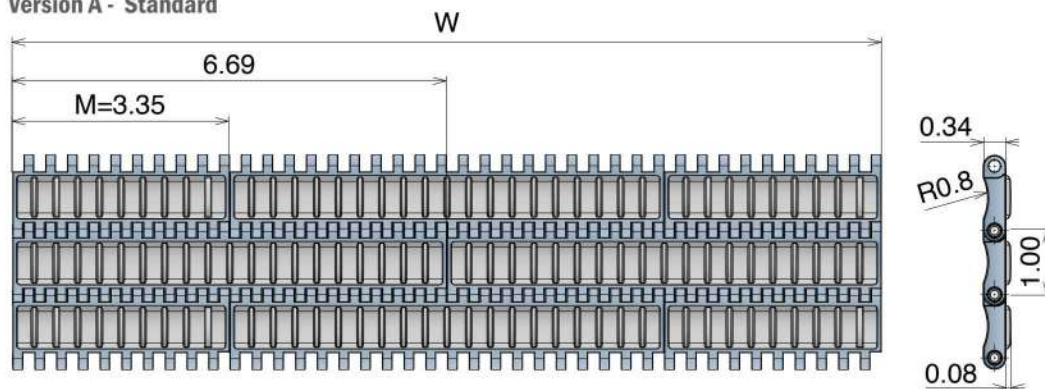
#### PP - Code 02 Polypropylene

Max w. load: 1130 lbs/ft  
Weight: 1.72 lbs/ft<sup>2</sup>  
Temp. range dry: 39.2+176°F  
Temp. range wet: 39.2+176°F  
Pin material: PP blue  
Top rubber: 50 ShA-Blue

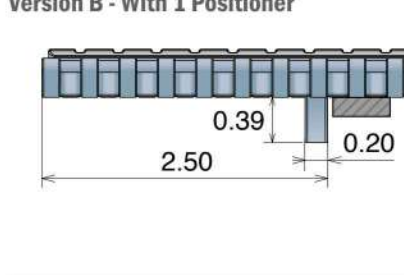
#### MX - Code 03 Performance PBT

Max w. load: 1475 lbs/ft  
Weight: 2.15 lbs/ft<sup>2</sup>  
Temp. range dry: -40+248°F  
Temp. range wet: -40+140°F  
Pin material: POM grey  
Top rubber: 50 ShA-Grey

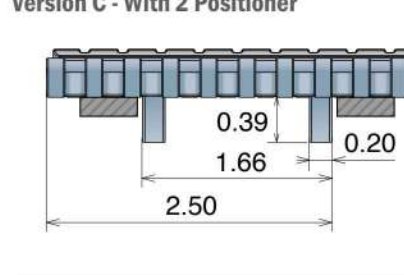
### Version A - Standard



### Version B - With 1 Positioner



### Version C - With 2 Positioner



### Version A - Standard

Series	Material	Width	Version
5503	*	0085	A
5503	*	0170	A
5503	*	0255	A
5503	*	0340	A
5503	*	0425	A
5503	*	0510	A
5503	*	0595	A
5503	*	0680	A
5503	*	0765	A
5503	*	0850	A
5503	*	0935	A
5503	*	1020	A
5503	*	1105	A
5503	*	1190	A
5503	*	1275	A
5503	*	1360	A
5503	*	1445	A
5503	*	1530	A

### Version B - With 1 Positioner

Series	Material	Width	Version
5503	*	0085	B
5503	*	0170	B
5503	*	0255	B
5503	*	0340	B
5503	*	0425	B
5503	*	0510	B
5503	*	0595	B
5503	*	0680	B
5503	*	0765	B
5503	*	0850	B
5503	*	0935	B
5503	*	1020	B
5503	*	1105	B
5503	*	1190	B
5503	*	1275	B
5503	*	1360	B
5503	*	1445	B
5503	*	1530	B

### Version C - With 2 Positioners

Series	Material	Width	Version
5503	*	0085	C
5503	*	0170	C
5503	*	0255	C
5503	*	0340	C
5503	*	0425	C
5503	*	0510	C
5503	*	0595	C
5503	*	0680	C
5503	*	0765	C
5503	*	0850	C
5503	*	0935	C
5503	*	1020	C
5503	*	1105	C
5503	*	1190	C
5503	*	1275	C
5503	*	1360	C
5503	*	1445	C
5503	*	1530	C

## 550 GT Side indent Modular Belt Series 550 GT, H=0.34" M=3.35"

Backflex radius min.: 1.20 in


Metric Size

### CODE STRUCTURE GUIDE (Example)

<b>5505</b>	<b>01</b>	<b>0255</b>	<b>A</b>
Series	*Material	Width	Version



- Easier installation
- Quicker maintenance
- 100% interchangeable



### \*Material

#### LFA - Code 01 Low friction Acetal

Max w. load: 1885 lbs/ft  
 Weight: 2.07 lbs/ft<sup>2</sup>  
 Temp. range dry: -40+176°F  
 Temp. range wet: -40+149°F  
 Pin material: PBT white  
 Top rubber: 50 ShA-Grey

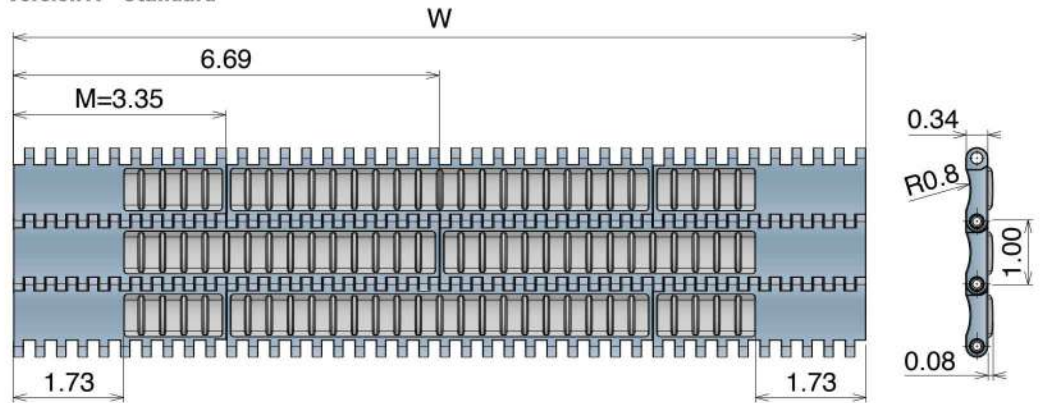
#### PP - Code 02 Polypropylene

Max w. load: 1130 lbs/ft  
 Weight: 1.72 lbs/ft<sup>2</sup>  
 Temp. range dry: 39.2+176°F  
 Temp. range wet: 39.2+176°F  
 Pin material: PP blue  
 Top rubber: 50 ShA-Blue

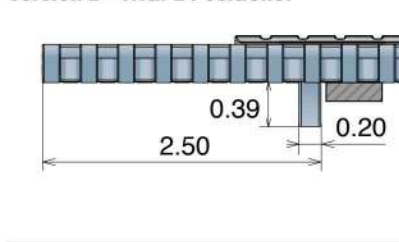
#### MX - Code 03 Performance PBT

Max w. load: 1475 lbs/ft  
 Weight: 2.15 lbs/ft<sup>2</sup>  
 Temp. range dry: -40+248°F  
 Temp. range wet: -40+140°F  
 Pin material: POM grey  
 Top rubber: 50 ShA-Grey

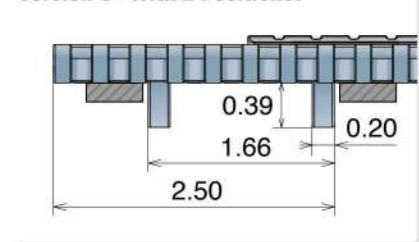
### Version A - Standard



### Version B - With 1 Positioner



### Version C - With 2 Positioners



### Version A - Standard

Series	Material	Width	Version
5505	*	0255	A
5505	*	0340	A
5505	*	0425	A
5505	*	0510	A
5505	*	0595	A
5505	*	0680	A
5505	*	0765	A
5505	*	0850	A
5505	*	0935	A
5505	*	1020	A
5505	*	1105	A
5505	*	1190	A
5505	*	1275	A
5505	*	1360	A
5505	*	1445	A
5505	*	1530	A

### Version B - With 1 Positioner

Series	Material	Width	Version
5505	*	0255	B
5505	*	0340	B
5505	*	0425	B
5505	*	0510	B
5505	*	0595	B
5505	*	0680	B
5505	*	0765	B
5505	*	0850	B
5505	*	0935	B
5505	*	1020	B
5505	*	1105	B
5505	*	1190	B
5505	*	1275	B
5505	*	1360	B
5505	*	1445	B
5505	*	1530	B

### Version C - With 2 Positioners

Series	Material	Width	Version
5505	*	0255	C
5505	*	0340	C
5505	*	0425	C
5505	*	0510	C
5505	*	0595	C
5505	*	0680	C
5505	*	0765	C
5505	*	0850	C
5505	*	0935	C
5505	*	1020	C
5505	*	1105	C
5505	*	1190	C
5505	*	1275	C
5505	*	1360	C
5505	*	1445	C
5505	*	1530	C

## 550 FLIGHT TOP Modular Belt Series 550 with Flight, H=0.34" M=3.35"


Backflex radius min.: 1.20 in

CODE STRUCTURE GUIDE

See following table

**1.00 in**  
PITCH

Metric Size



pg. 241-242    pg. 263->272

SAMPLE BOX

Art.-Nr. **5509018888A**

\*Material

**LFA - Code 01**

Low friction Acetal

Max w. load: 2050 lbs/ft  
Weight: 1.74 lbs/ft<sup>2</sup>  
Temp. range dry: -40÷176°F  
Temp. range wet: -40÷149°F  
Pin material: PBT white

**PP - Code 02**

Polypropylene

Max w. load: 1235 lbs/ft  
Weight: 1.72 lbs/ft<sup>2</sup>  
Temp. range dry: 39.2÷219°F  
Temp. range wet: 39.2÷219°F  
Pin material: PP blue

**LFW - Code 05**

Low friction Acetal

Max w. load: 2050 lbs/ft  
Weight: 1.74 lbs/ft<sup>2</sup>  
Temp. range dry: -40÷176°F  
Temp. range wet: -40÷149°F  
Pin material: PBT white

**PPW - Code 21**

Polypropylene

Max w. load: 1235 lbs/ft  
Weight: 1.72 lbs/ft<sup>2</sup>  
Temp. range dry: 39.2÷219°F  
Temp. range wet: 39.2÷219°F  
Pin material: PP blu

**LFB - Code 23**

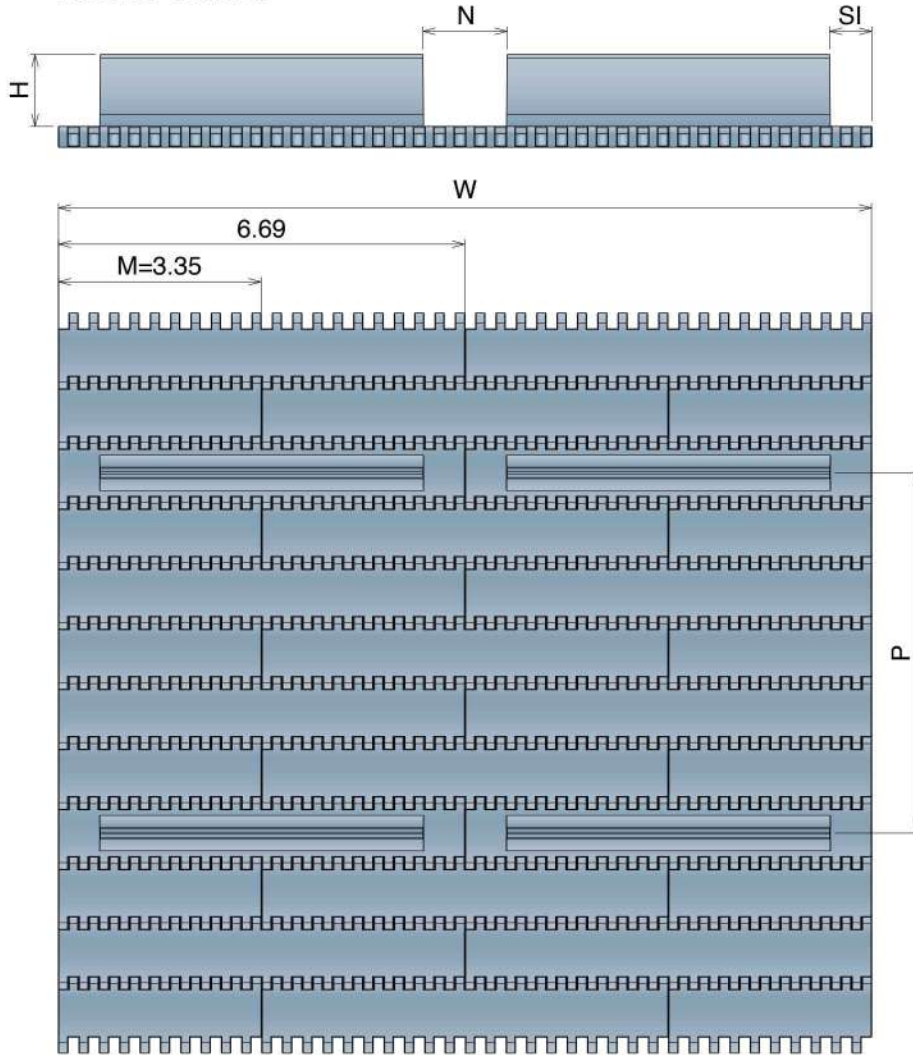
Low friction Acetal

Max w. load: 2050 lbs/ft  
Weight: 1.74 lbs/ft<sup>2</sup>  
Temp. range dry: -40÷176°F  
Temp. range wet: -40÷149°F  
Pin material: PBT white



- Easier installation
- Quicker maintenance
- 100% interchangeable

Version A - Standard



THE PERFECT SOLUTION TO CONVEY EVERY TYPE OF PRODUCTS UP AN INCLINE!



**Notch utility**  
RETURN SECTION with Bar-cap

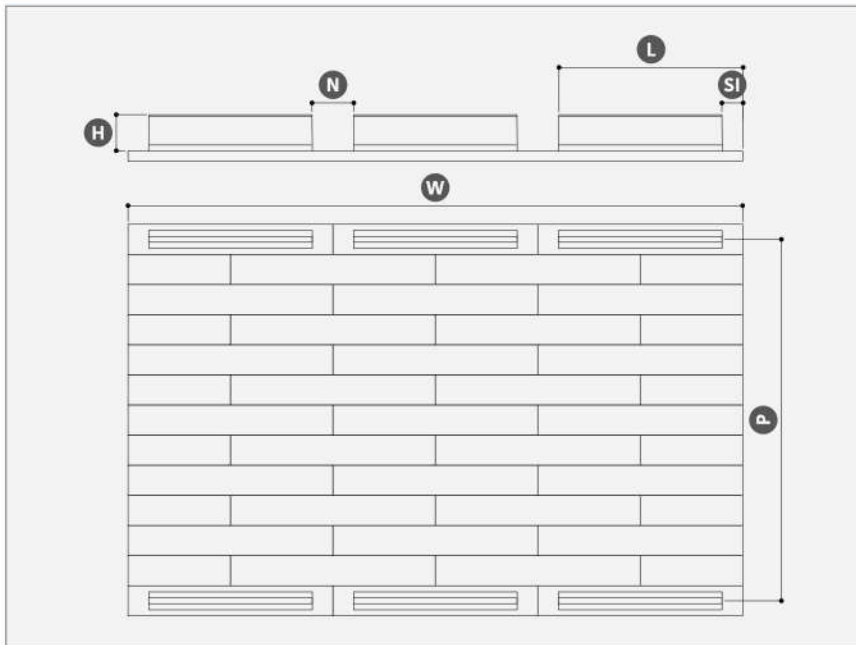


**Side indent utility**  
RETURN SECTION with Z-Profile & J-Profile

## Request for quotation

Metric Size

### Technical drawing



**Company**

**Sales contact**

**Contact**

**Date**

For different combination, please ask to your sales representative. Fill out the form and send to your sales contact or to: [info@movexii.com](mailto:info@movexii.com)

Please fill out the following form or add dimensions into the drawing.

### Technical features

Dimension expressed in inch

Belt surface	Flat Top (FT)		Flush Grid (FG)		Grip Top (GT)	
Material & colour	LFA	LFW	<b>LFB</b>	PP	PPW	
W - Width	Standard (3.35 multiple)			Special (0.67 multiple)		
H - Flight height	Standard 1.18	Standard 2.00	Standard 3.00	Special (Max 76)		
P - Pitch	Number of pitches or distance between flights (1.00 in multiple)					
SI - Side Indent*	No	0.67	1.18	2.00		
Notch*	No	Single	Double	Triple		
	<b>N</b> - Notch width (preferred 1.33 or 2.36 in)			<b>L</b> - Notch distance (2 or more)		

### Configuration recommended

Dimensions expressed in inch

Width ≤ 6.70	6.70 > Width ≤ 16.7	16.7 > Width ≤ 33.5	Width > 33.5

Modular belts

## 550 V Modular Belt Series 550 FT, H=0.34" M=3.35"

Backflex radius min.: 1.00 in


### CODE STRUCTURE GUIDE (Example)

<b>5508</b>	<b>01</b>	<b>0085</b>	<b>A</b>
Series	*Material	Width	Version

	
pg. 241-242	pg. 263->272



- Easier installation • Quicker maintenance
- 100% interchangeable



Metric Size

### \*Material

#### LFA - Code 01

Low friction Acetal

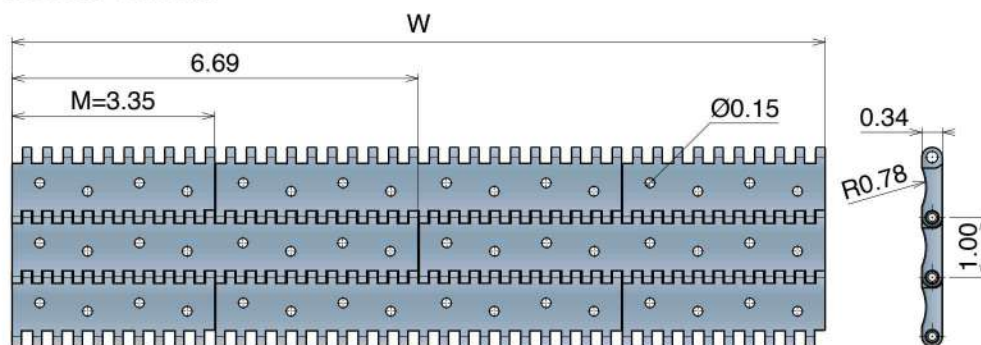
**Max w. load:** 1750 lbs/ft  
**Weight:** 1.84 lbs/ft<sup>2</sup>  
**Temp. range dry:** -40+176°F  
**Temp. range wet:** -40+149°F  
**Pin material:** PBT white

#### MX - Code 03

Performance PBT

**Max w. load:** 1405 lbs/ft  
**Weight:** 1.78 lbs/ft<sup>2</sup>  
**Temp. range dry:** -40+248°F  
**Temp. range wet:** -40+140°F  
**Pin material:** POM grey

### Version A - Standard



### Version A - Standard

Series	Material	Width	Version
5508	*	0085	A
5508	*	0170	A
5508	*	0255	A
5508	*	0340	A
5508	*	0425	A
5508	*	0510	A
5508	*	0595	A
5508	*	0680	A
5508	*	0765	A
5508	*	0850	A
5508	*	0935	A
5508	*	1020	A
5508	*	1105	A
5508	*	1190	A
5508	*	1275	A
5508	*	1360	A
5508	*	1445	A
5508	*	1530	A

## 550 PRO FT

Modular Belt Series 550 PRO FT, H=0.34" K330


Backflex radius min.: 1.00 in

### CODE STRUCTURE GUIDE (Example)

<b>5227</b>	<b>01</b>	<b>9330</b>	<b>A</b>
Series	*Material	Width	Version

	
pg. 243	pg. 263->272

**550 PRO FT & PRO M**  
**SAMPLE BOX**  
 Art.-Nr. **5227018888A**



**1.00 in**  
PITCH



- Easier installation • Quicker maintenance
- 100% interchangeable

### \*Material

#### LFA - Code 01

Low friction Acetal

Max w. load: 520 lbs  
 Weight: 1.74 lbs/ft<sup>2</sup>  
 Temp. range dry: -40÷176 °F  
 Temp. range wet: -40÷149 °F  
 Pin material: PBT white

#### MX - Code 03

Performance PBT

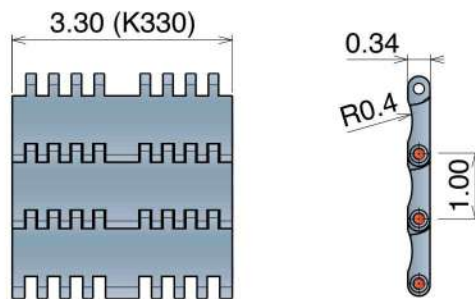
Max w. load: 415 lbs  
 Weight: 1.68 lbs/ft<sup>2</sup>  
 Temp. range dry: -40÷248 °F  
 Temp. range wet: -40÷140 °F  
 Pin material: POM grey

#### PFX - Code 30

Extra performance PBT

Max w. load: 415 lbs  
 Weight: 1.68 lbs/ft<sup>2</sup>  
 Temp. range dry: -40÷248 °F  
 Temp. range wet: -40÷140 °F  
 Pin material: POM grey

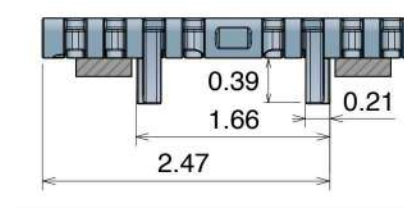
### Version A - Standard



### Advantages:

- Optimized product support
- Superior flatness
- Low wear
- Bi-directional

### Version C - With 2 Positioner



### Version A - Standard

Series	Material	Width	Version
5227	*	9330	A

### Version C - With 2 Positioners

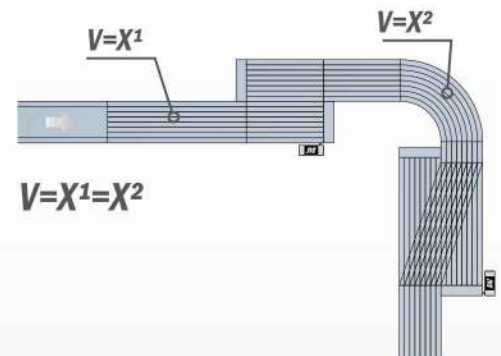
Series	Material	Width	Version
5227	*	9330	C

## 550 PRO M & 550 PRO FT

### The perfect combination

- Same height between guide and center sprockets (S Dimension)
- Same speed for curved and straight
- Unique sprocket for curved and straight

### Layout with 550 Pro M and 550 PRO FT



## 550 PRO M Modular Belt Series 550 PRO M, H=0.34" K330

Backflex radius min.: 0.60 in

**CODE STRUCTURE GUIDE** (Example)

<b>5228</b>	<b>30</b>	<b>9330</b>	<b>C</b>
Series	*Material	Width	Version

10 feet		
240 links	pg. 243	pg. 263->272

**MAGNETIC SYSTEM**

550 PRO FT & PRO M

SAMPLE BOX

Art.-Nr. **5227018888A**

\*Material

**LFA - Code 01**

Low friction Acetal

Max w. load: 560 lbs  
 Weight: 1.68 lbs/ft<sup>2</sup>  
 Temp. range dry: -40+176 °F  
 Temp. range wet: -40+149 °F  
 Pin: Ferritic Stainless Steel

**MX - Code 03**

Performance PBT

Max w. load: 450 lbs  
 Weight: 1.64 lbs/ft<sup>2</sup>  
 Temp. range dry: -40+248 °F  
 Temp. range wet: -40+140 °F  
 Pin: Ferritic Stainless Steel

**PFX - Code 30**


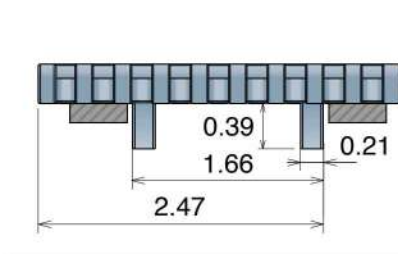
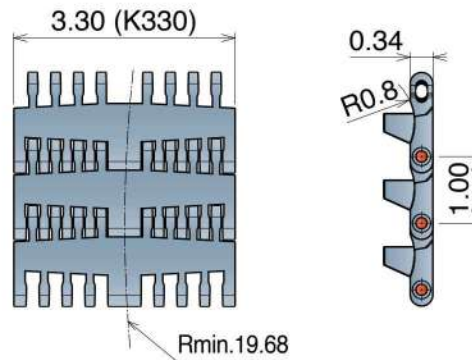
Extra performance PBT

Max w. load: 415 lbs  
 Weight: 1.68 lbs/ft<sup>2</sup>  
 Temp. range dry: -40+248 °F  
 Temp. range wet: -40+140 °F  
 Pin: Ferritic Stainless Steel



- Easier installation • Quicker maintenance
- 100% interchangeable

Version C - With 2 Positioner



**1.00 in**  
PITCH

Metric Size

**Advantages:**

- Optimized product support
- Superior flatness
- Low wear
- Bi-directional

Version C - With 2 Positioners

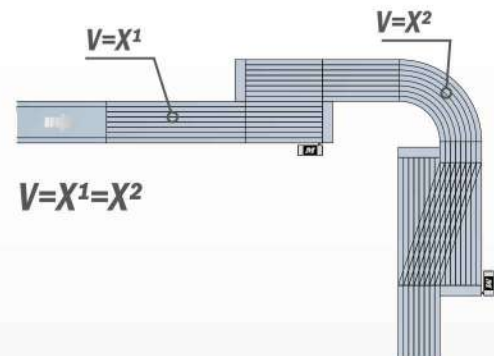
Series	Material	Width	Version
5228	*	9330	C

## 550 PRO M & 550 PRO FT

**The perfect combination**

- Same height between guide and center sprockets (S Dimension)
- Same speed for curved and straight
- Unique sprocket for curved and straight

Layout with 550 Pro M and 550 PRO FT



# 551

Pitch 1.00" (25,4 mm)

H= 0.50" (12,7 mm)



- 551 FT
- 551 FTT
- 551 GT
- 551 GT *Side indent*
- 551 LBP
- 551 PRO LBP

Belts wider than standard are available with 3.35 in increments

## 551 FT Modular Belt Series 551 FT, H=0.50" M=3.35"

Backflex radius min.: 1.00 in

### CODE STRUCTURE GUIDE (Example)

<b>5231</b>	<b>01</b>	<b>0085</b>	<b>A</b>
Series	*Material	Width	Version

**1.00 in**  
PITCH

### SAMPLE BOX

Art.-Nr. **5231018888A**

### \*Material

#### LFA - Code 01

Low friction Acetal

Standard Delivery

Max w. load: 2850 lbs/ft  
Weight: 1.56 lbs/ft<sup>2</sup>  
Temp. range dry: -40+176°F  
Temp. range wet: -40+149°F  
Pin material: PBT white

#### PP - Code 02

Polypropylene

Max w. load: 1850 lbs/ft  
Weight: 2.05 lbs/ft<sup>2</sup>  
Temp. range dry: 39.2+219°F  
Temp. range wet: 39.2+104°F  
Pin material: PP blue

#### MX - Code 03

Performance PBT

Max w. load: 2295 lbs/ft  
Weight: 2.46 lbs/ft<sup>2</sup>  
Temp. range dry: -40+248°F  
Temp. range wet: -40+140°F  
Pin material: POM grey

#### DKM - Code 16

Aramide Reinforced Acetal

Max w. load: 2850 lbs/ft  
Weight: 2.56 lbs/ft<sup>2</sup>  
Temp. range dry: -40+176°F  
Temp. range wet: -40+149°F  
Pin material: PBT white

#### MWX - Code 17

Polyamide Composite

Max w. load: 1844 lbs/ft  
Weight: 13.0 lbs/ft<sup>2</sup>  
Temp. range dry: -40+219°F  
Temp. range wet: NR  
Pin material: PBT white

#### MPX - Code 25

Lubricated Acetal

Max w. load: 2050 lbs/ft  
Weight: 1.82 lbs/ft<sup>2</sup>  
Temp. range dry: -40+219°F  
Temp. range wet: NR  
Pin material: PBT white

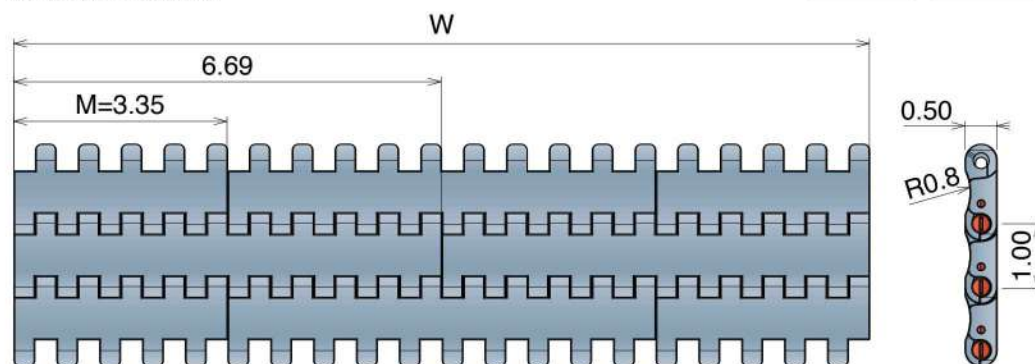
#### PFX - Code 30

Extra performance PBT

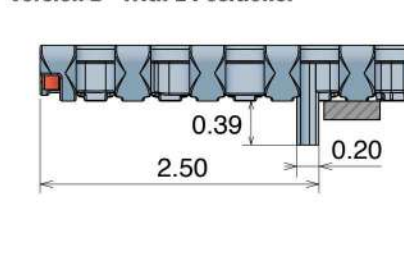
Max w. load: 2295 lbs/ft  
Weight: 2.46 lbs/ft<sup>2</sup>  
Temp. range dry: -40+248°F  
Temp. range wet: -40+140°F  
Pin material: POM grey



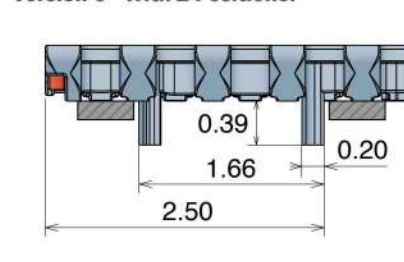
Version A - Standard



Version B - With 1 Positioner



Version C - With 2 Positioner



Version A - Standard

Series	Material	Width	Version
5231	*	0085	A
5231	*	0170	A
5231	*	0255	A
5231	*	0340	A
5231	*	0425	A
5231	*	0510	A
5231	*	0595	A
5231	*	0680	A
5231	*	0765	A
5231	*	0850	A
5231	*	0935	A
5231	*	1020	A
5231	*	1105	A
5231	*	1190	A
5231	*	1275	A
5231	*	1360	A
5231	*	1445	A
5231	*	1530	A

Version B - With 1 Positioner

Series	Material	Width	Version
5231	*	0085	B
5231	*	0170	B
5231	*	0255	B
5231	*	0340	B
5231	*	0425	B
5231	*	0510	B
5231	*	0595	B
5231	*	0680	B
5231	*	0765	B
5231	*	0850	B
5231	*	0935	B
5231	*	1020	B
5231	*	1105	B
5231	*	1190	B
5231	*	1275	B
5231	*	1360	B
5231	*	1445	B
5231	*	1530	B

Version C - With 2 Positioners

Series	Material	Width	Version
5231	*	0085	C
5231	*	0170	C
5231	*	0255	C
5231	*	0340	C
5231	*	0425	C
5231	*	0510	C
5231	*	0595	C
5231	*	0680	C
5231	*	0765	C
5231	*	0850	C
5231	*	0935	C
5231	*	1020	C
5231	*	1105	C
5231	*	1190	C
5231	*	1275	C
5231	*	1360	C
5231	*	1445	C
5231	*	1530	C

Metric Size

pg. 244-245

pg. 263->272

## 551 FTT Modular Belt Series 551 FTT, H=0.50" M=3.35"

Backflex radius min.: 1.00 in

**1.00 in**  
PITCH

### CODE STRUCTURE GUIDE (Example)

<b>5236</b>	<b>01</b>	<b>0085</b>	<b>C</b>
Series	*Material	Width	Version



pg. 244-245

pg. 263->272

### \*Material

#### LFA - Code 01

Low friction Acetal

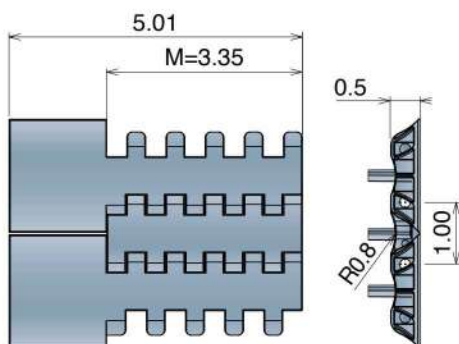
#### MX - Code 03

Performance PBT

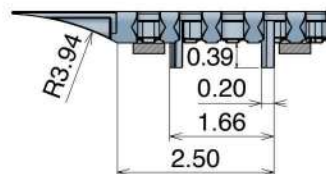
#### MPX - Code 25

Lubricated Acetal

<b>Max w. load:</b>	2850 lbs/ft	<b>Max w. load:</b>	2295 lbs/ft	<b>Max w. load:</b>	2850 lbs/ft
<b>Weight:</b>	2.56 lbs/ft <sup>2</sup>	<b>Weight:</b>	2.46 lbs/ft <sup>2</sup>	<b>Weight:</b>	2.56 lbs/ft <sup>2</sup>
<b>Temp. range dry:</b>	-40+176°F	<b>Temp. range dry:</b>	-40+248°F	<b>Temp. range dry:</b>	-40+176°F
<b>Temp. range wet:</b>	-40+149°F	<b>Temp. range wet:</b>	-40+140°F	<b>Temp. range wet:</b>	-40+149°F
<b>Pin material:</b>	PBT white	<b>Pin material:</b>	POM grey	<b>Pin material:</b>	PBT white



Version C

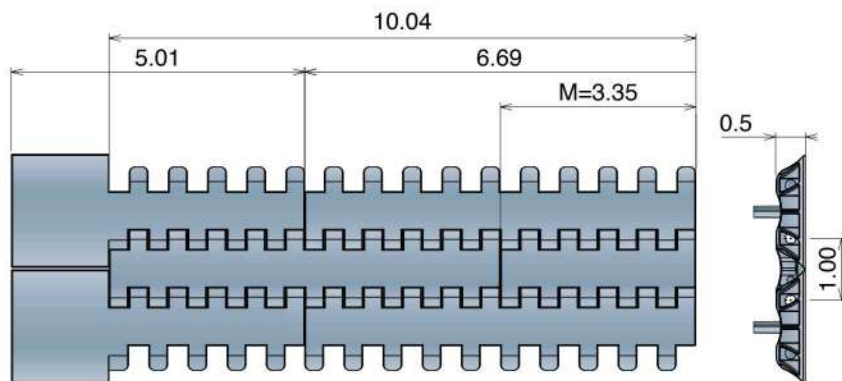


Version C

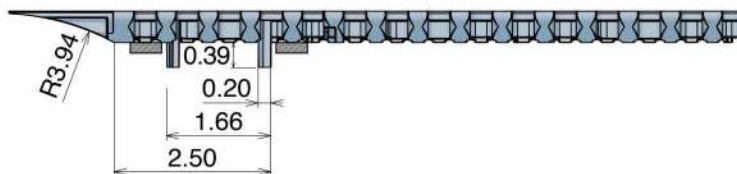
Series	Material	Width	Version
5236	*	0085	C

### Max working load (lbs)

Width	85
LFA	787
MX	630
MPX	787



Version CN - Near



Version C0 - Opposite



Version CN - Near

Series	Material	Width	Version
5236	*	0170	CN
5236	*	0255	CN

Version C0 - Opposite

Series	Material	Width	Version
5236	*	0170	C0
5236	*	0255	C0

Belts wider than standard are available with 3,35 in increments

## 551 GT Modular Belt Series 551 GT, H=0.50" M=3.35"

Backflex radius min.: 2.00 in

### CODE STRUCTURE GUIDE (Example)

<b>5233</b>	<b>01</b>	<b>0085</b>	<b>A</b>
Series	*Material	Width	Version




pg. 244-245

pg. 263->272

### SAMPLE BOX

Art.-Nr. **5233018888A**



Metric Size

### \*Material

#### LFA - Code 01

Low friction Acetal

Max w. load: 2850 lbs/ft  
 Weight: 2.77 lbs/ft<sup>2</sup>  
 Temp. range dry: -40+176°F  
 Temp. range wet: -40+149°F  
 Pin material: PBT white  
 Top rubber: 50 ShA-Grey

#### PP - Code 02

Polypropylene

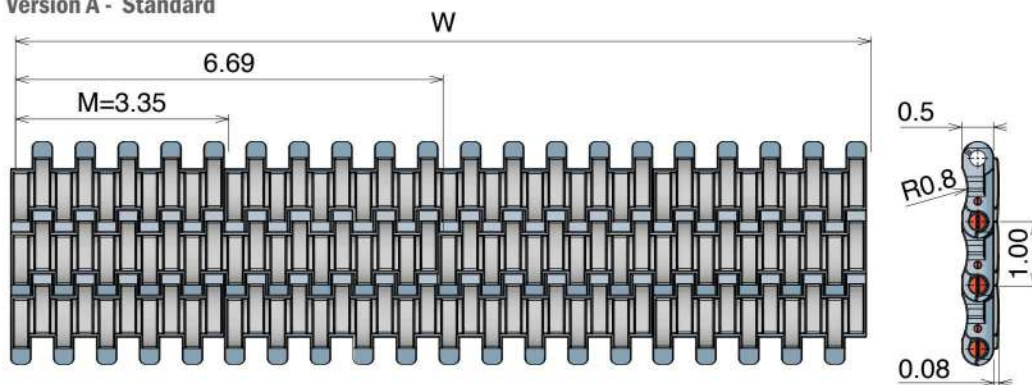
Max w. load: 1850 lbs/ft  
 Weight: 2.25 lbs/ft<sup>2</sup>  
 Temp. range dry: 39.2+176°F  
 Temp. range wet: 39.2+176°F  
 Pin material: PP blue  
 Top rubber: 50 ShA-Blue

#### MX - Code 03

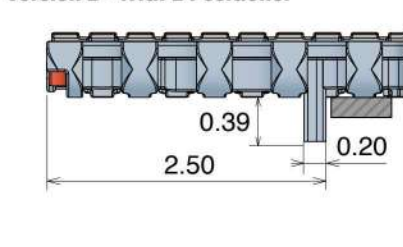
Performance PBT

Max w. load: 2295 lbs/ft  
 Weight: 2.60 lbs/ft<sup>2</sup>  
 Temp. range dry: -40+248°F  
 Temp. range wet: -40+140°F  
 Pin material: POM grey  
 Top rubber: 50 ShA-Grey

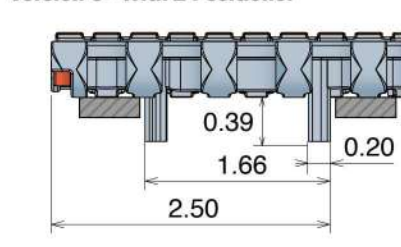
Version A - Standard



Version B - With 1 Positioner



Version C - With 2 Positioner



Version A - Standard

Series	Material	Width	Version
5233	*	0085	A
5233	*	0170	A
5233	*	0255	A
5233	*	0340	A
5233	*	0425	A
5233	*	0510	A
5233	*	0595	A
5233	*	0680	A
5233	*	0765	A
5233	*	0850	A
5233	*	0935	A
5233	*	1020	A
5233	*	1105	A
5233	*	1190	A
5233	*	1275	A
5233	*	1360	A
5233	*	1445	A
5233	*	1530	A

Version B - With 1 Positioner

Series	Material	Width	Version
5233	*	0085	B
5233	*	0170	B
5233	*	0255	B
5233	*	0340	B
5233	*	0425	B
5233	*	0510	B
5233	*	0595	B
5233	*	0680	B
5233	*	0765	B
5233	*	0850	B
5233	*	0935	B
5233	*	1020	B
5233	*	1105	B
5233	*	1190	B
5233	*	1275	B
5233	*	1360	B
5233	*	1445	B
5233	*	1530	B

Version C - With 2 Positioners

Series	Material	Width	Version
5233	*	0085	C
5233	*	0170	C
5233	*	0255	C
5233	*	0340	C
5233	*	0425	C
5233	*	0510	C
5233	*	0595	C
5233	*	0680	C
5233	*	0765	C
5233	*	0850	C
5233	*	0935	C
5233	*	1020	C
5233	*	1105	C
5233	*	1190	C
5233	*	1275	C
5233	*	1360	C
5233	*	1445	C
5233	*	1530	C

# 551 GT Side indent

Modular belts

Belts wider than standard are available with 3.35 in increments



## 551 GT Side indent Modular Belt Series 551 GT, H=0.50" M=3.35"

Backflex radius min.: 2.00 in

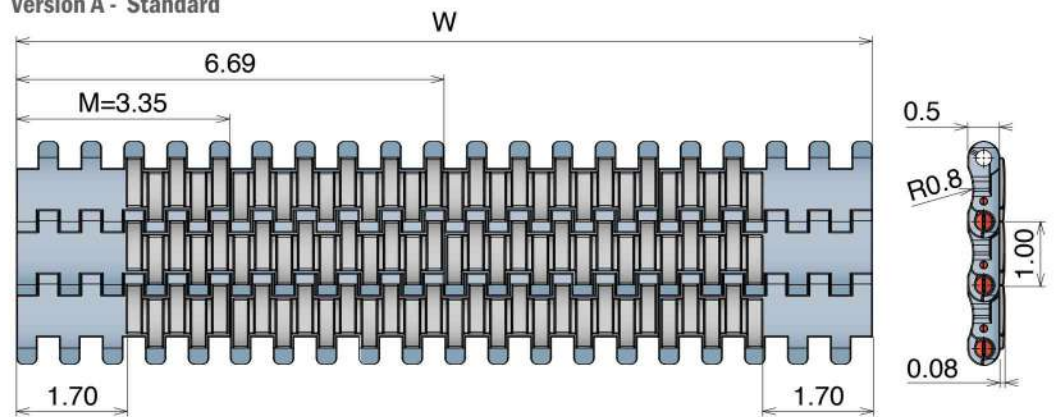
Metric Size

### CODE STRUCTURE GUIDE (Example)

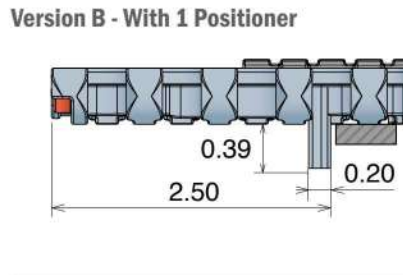
5235	01	0255	A
Series	*Material	Width	Version



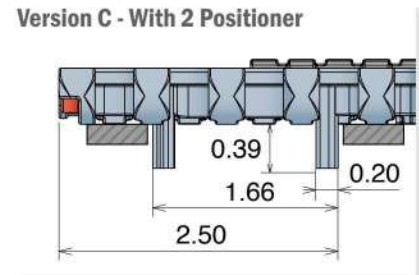
Version A - Standard



Version B - With 1 Positioner



Version C - With 2 Positioner



### \*Material

#### LFA - Code 01

Low friction Acetal

Max w. load: 2850 lbs/ft  
 Weight: 2.77 lbs/ft<sup>2</sup>  
 Temp. range dry: -40+176°F  
 Temp. range wet: -40+149°F  
 Pin material: PBT white  
 Top rubber: 50 ShA-Grey

#### PP - Code 02

Polypropylene

Max w. load: 1850 lbs/ft  
 Weight: 2.25 lbs/ft<sup>2</sup>  
 Temp. range dry: 39.2+176°F  
 Temp. range wet: 39.2+176°F  
 Pin material: PP blue  
 Top rubber: 50 ShA-Blue

#### MX - Code 03

Performance PBT

Max w. load: 2295 lbs/ft  
 Weight: 2.60 lbs/ft<sup>2</sup>  
 Temp. range dry: -40+248°F  
 Temp. range wet: -40+140°F  
 Pin material: POM grey  
 Top rubber: 50 ShA-Grey

Version A - Standard

Series	Material	Width	Version
5235	*	0255	A
5235	*	0340	A
5235	*	0425	A
5235	*	0510	A
5235	*	0595	A
5235	*	0680	A
5235	*	0765	A
5235	*	0850	A
5235	*	0935	A
5235	*	1020	A
5235	*	1105	A
5235	*	1190	A
5235	*	1275	A
5235	*	1360	A
5235	*	1445	A
5235	*	1530	A

Version B - With 1 Positioner

Series	Material	Width	Version
5235	*	0255	B
5235	*	0340	B
5235	*	0425	B
5235	*	0510	B
5235	*	0595	B
5235	*	0680	B
5235	*	0765	B
5235	*	0850	B
5235	*	0935	B
5235	*	1020	B
5235	*	1105	B
5235	*	1190	B
5235	*	1275	B
5235	*	1360	B
5235	*	1445	B
5235	*	1530	B

Version C - With 2 Positioners

Series	Material	Width	Version
5235	*	0255	C
5235	*	0340	C
5235	*	0425	C
5235	*	0510	C
5235	*	0595	C
5235	*	0680	C
5235	*	0765	C
5235	*	0850	C
5235	*	0935	C
5235	*	1020	C
5235	*	1105	C
5235	*	1190	C
5235	*	1275	C
5235	*	1360	C
5235	*	1445	C
5235	*	1530	C

Modular belts

Belts wider than standard are available with 3.35 in increments

## 551 LBP Modular Belt Series 551 LBP, H=0.50" M=3.35"

Backflex radius min.: 4.75 in


### CODE STRUCTURE GUIDE (Example)

<b>5234</b>	<b>01</b>	<b>0085</b>	<b>A</b>
Series	*Material	Width	Version



pg. 244-245    pg. 263->272

**SAMPLE BOX**  
Art.-Nr. **5234018888A**



**1.00 in**  
PITCH

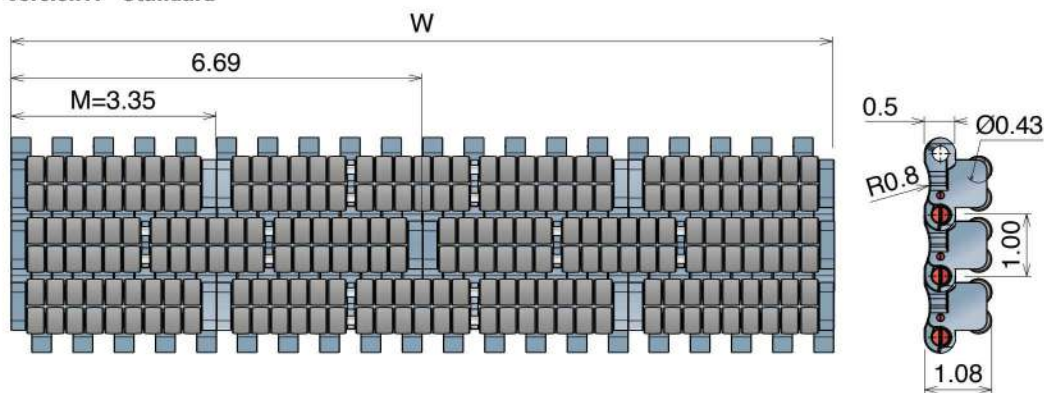
Metric Size

### \*Material

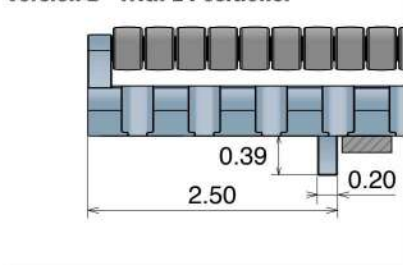
**LFA - Code 01**  
Low friction Acetal

**Max w. load:** 2845 lbs/ft  
**Weight:** 5.51 lbs/ft<sup>2</sup>  
**Temp. range dry:** -40+176°F  
**Temp. range wet:** -40+149°F  
**Pin material:** PBT white

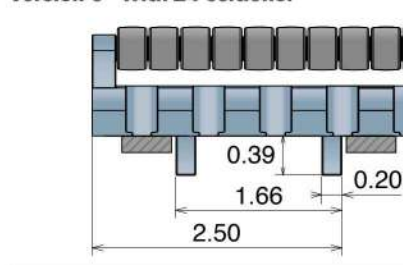
Version A - Standard



Version B - With 1 Positioner



Version C - With 2 Positioners



Version A - Standard

Series	Material	Width	Version
5234	01	0085	A
5234	01	0170	A
5234	01	0255	A
5234	01	0340	A
5234	01	0425	A
5234	01	0510	A
5234	01	0595	A
5234	01	0680	A
5234	01	0765	A
5234	01	0850	A
5234	01	0935	A
5234	01	1020	A
5234	01	1105	A
5234	01	1190	A
5234	01	1275	A
5234	01	1360	A
5234	01	1445	A
5234	01	1530	A

Version B - With 1 Positioner

Series	Material	Width	Version
5234	01	0085	B
5234	01	0170	B
5234	01	0255	B
5234	01	0340	B
5234	01	0425	B
5234	01	0510	B
5234	01	0595	B
5234	01	0680	B
5234	01	0765	B
5234	01	0850	B
5234	01	0935	B
5234	01	1020	B
5234	01	1105	B
5234	01	1190	B
5234	01	1275	B
5234	01	1360	B
5234	01	1445	B
5234	01	1530	B

Version C - With 2 Positioners

Series	Material	Width	Version
5234	01	0085	C
5234	01	0170	C
5234	01	0255	C
5234	01	0340	C
5234	01	0425	C
5234	01	0510	C
5234	01	0595	C
5234	01	0680	C
5234	01	0765	C
5234	01	0850	C
5234	01	0935	C
5234	01	1020	C
5234	01	1105	C
5234	01	1190	C
5234	01	1275	C
5234	01	1360	C
5234	01	1445	C
5234	01	1530	C



## 551 PRO LBP

Modular Belt Series 551 PRO LBP, H=0.50" M=3.35"

Backflex radius min.: 3.95 in

**CODE STRUCTURE GUIDE** (Example)

<b>5240</b>	<b>01</b>	<b>0085</b>	<b>A</b>
Series	*Material	Width	Version

	
pg. 244-245	pg. 263->272

**SAMPLE BOX**

Art.-Nr. **5240018888A**



**\*Material**

**LFA - Code 01**

Low friction Acetal

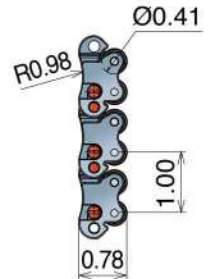
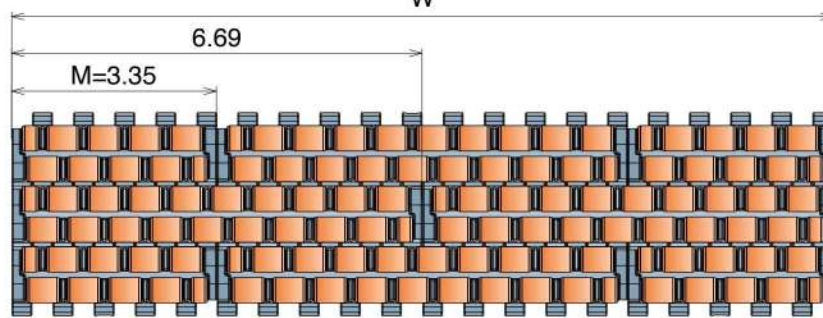
Standard Delivery

- Max w. load: 2850 lbs/ft
- Weight SS pin: 2.83 lbs/ft<sup>2</sup>
- Weight Plastic pin: 2.25 lbs/ft<sup>2</sup>
- Temp. range dry: -40+176°F
- Temp. range wet: -40+149°F
- Pin material: PBT white

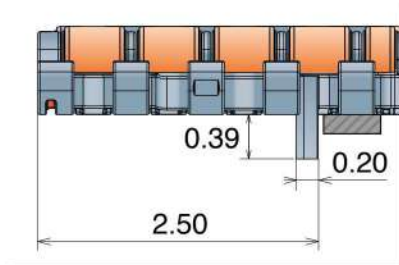
**PFX Roller**

**THE BEST CHOICE TO REACH THE LOWEST FRICTION**

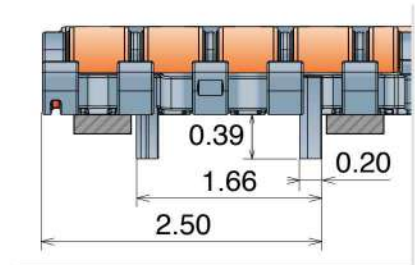
**Version A - Standard**



**Version B - With 1 Positioner**



**Version C - With 2 Positioner**



**Stainless steel Pin**



**Plastic Pin**

Series	Material	Width	Version
5239	01	0085	*
5239	01	0170	*
5239	01	0255	*
5239	01	0340	*
5239	01	0425	*
5239	01	0510	*
5239	01	0595	*
5239	01	0680	*
5239	01	0765	*
5239	01	0850	*
5239	01	0935	*
5239	01	1020	*
5239	01	1105	*
5239	01	1190	*
5239	01	1275	*
5239	01	1360	*
5239	01	1445	*
5239	01	1530	*

Series	Material	Width	Version
5240	01	0085	*
5240	01	0170	*
5240	01	0255	*
5240	01	0340	*
5240	01	0425	*
5240	01	0510	*
5240	01	0595	*
5240	01	0680	*
5240	01	0765	*
5240	01	0850	*
5240	01	0935	*
5240	01	1020	*
5240	01	1105	*
5240	01	1190	*
5240	01	1275	*
5240	01	1360	*
5240	01	1445	*
5240	01	1530	*

*Version	
Standard	Add A
With 1 Positioner	Add B
With 2 Positioners	Add C

# 552 Series

# 552

Pitch 1.00" (25,4 mm)

H= 0.50" (12,7 mm)



552 FT

552 FT *One track Belt*

552 FTT

552 PT

552 PT *One track Belt*

552 GT

552 GT *Side indent*

# Movex®

## 552 FT Modular Belt Series 552 FT, H=0.50" M=3"


Backflex radius min.: 1.00 in

### CODE STRUCTURE GUIDE (Example)

<b>5341</b>	<b>01</b>	<b>0009</b>	<b>A</b>
Series	*Material	Width	Version

	
pg. 246	pg. 263->272

<b>SAMPLE BOX</b>	
Art.-Nr.	<b>5341018888A</b>



### \*Material

**LFA - Code 01**  
Low friction Acetal  
Standard Delivery

Max w. load: 2850 lbs/ft  
Weight: 2.77 lbs/ft<sup>2</sup>  
Temp. range dry: -40+176 °F  
Temp. range wet: -40+149 °F  
Pin material: PBT white

**MX - Code 03**  
Performance PBT  
Standard Delivery

Max w. load: 2295 lbs/ft  
Weight: 2.66 lbs/ft<sup>2</sup>  
Temp. range dry: -40+248 °F  
Temp. range wet: -40+140 °F  
Pin material: POM grey

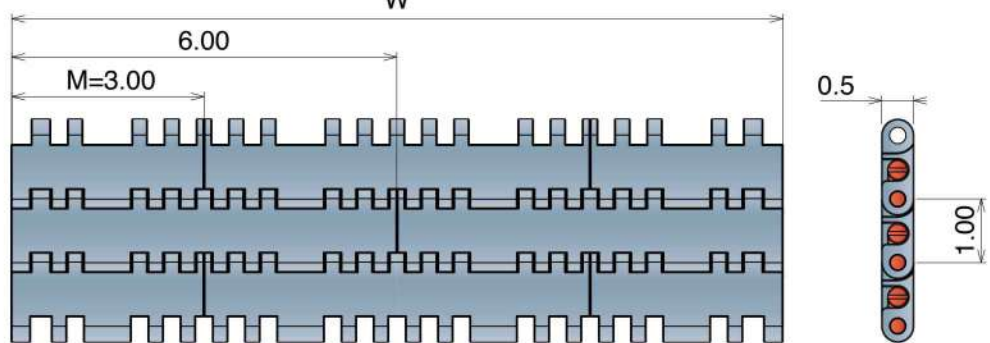
**MWX - Code 17**  
Polyamide Composite

Max w. load: 2850 lbs/ft  
Weight: 2.97 lbs/ft<sup>2</sup>  
Temp. range dry: -40+219 °F  
Temp. range wet: NR  
Pin material: PBT white

**MPX - Code 25**  
Lubricated Acetal

Max w. load: 2850 lbs/ft  
Weight: 2.77 lbs/ft<sup>2</sup>  
Temp. range dry: -40+176 °F  
Temp. range wet: -40+149 °F  
Pin material: PBT white

Version A - Standard



Version A - Standard



Series	Material	Width	Version
5341	*	0009	A
5341	*	0012	A
5341	*	0015	A
5341	*	0018	A
5341	*	0021	A
5341	*	0024	A
5341	*	0027	A
5341	*	0030	A
5341	*	0033	A
5341	*	0036	A
5341	*	0039	A
5341	*	0042	A
5341	*	0045	A
5341	*	0048	A
5341	*	0051	A
5341	*	0054	A

## 552 FT One track Belt Modular Belt Series 552 FT, H=0.50"

Backflex radius min.: 1.00 in

### CODE STRUCTURE GUIDE (Example)

<b>5341</b>	<b>01</b>	<b>0003</b>	<b>A</b>
Series	*Material	Width	Version



Imperial Size

### \*Material

#### LFA - Code 01

Low friction Acetal

#### Standard Delivery

Max w. load: See below  
 Weight: 2.77 lbs/ft<sup>2</sup>  
 Temp. range dry: -40+176 °F  
 Temp. range wet: -40+149 °F  
 Pin material: PBT white

#### MX - Code 03

Performance PBT

#### Standard Delivery

Max w. load: See below  
 Weight: 2.66 lbs/ft<sup>2</sup>  
 Temp. range dry: -40+248 °F  
 Temp. range wet: -40+140 °F  
 Pin material: POM grey

#### MWX - Code 17

Polyamide Composite

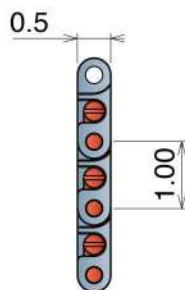
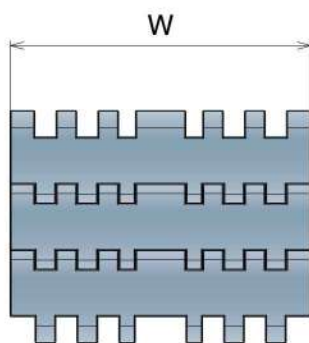
Max w. load: See below  
 Weight: 2.97 lbs/ft<sup>2</sup>  
 Temp. range dry: -40+219 °F  
 Temp. range wet: NR  
 Pin material: PBT white

#### MPX - Code 25

Lubricated Acetal

Max w. load: See below  
 Weight: 2.77 lbs/ft<sup>2</sup>  
 Temp. range dry: -40+176 °F  
 Temp. range wet: -40+149 °F  
 Pin material: PBT white

### Version A - Standard



### Version C - With 2 Positioner



### K300 - One track belt



Series	Material	Width	Version
5341	*	0003	A
5341	*	0003	C

### K325 - One track belt



Series	Material	Width	Version
5341	*	9325	A
5341	*	9325	C

### K450 - One track belt



Series	Material	Width	Version
5341	*	9450	A
5341	*	9450	C

### Max working load (lbs)

Width	K300	K325	K450
LFA	720	765	1079
MX	560	630	854
MWX	720	765	1079
MPX	720	765	1079

Width	K600	K750
LFA	1395	1775
MX	1145	1440
MWX	1395	1775
MPX	1395	1775

### K600 - One track belt



Series	Material	Width	Version
5341	*	0006	A
5341	*	0006	C

### K750 - One track belt



Series	Material	Width	Version
5341	*	9750	A
5341	*	9750	C

## 552 FTT Modular Belt Series 552 FTT, H=0.50"

Backflex radius min.: 1.00 in

**1.00 in**  
PITCH

### CODE STRUCTURE GUIDE (Example)


<b>5346</b>	<b>01</b>	<b>9450</b>	<b>C-R</b>
Series	*Material	Width	Version



pg. 246



pg. 263->272



### \*Material

#### LFA - Code 01

Low friction Acetal

Standard Delivery

Max w. load: See below  
 Weight: 2.77 lbs/ft<sup>2</sup>  
 Temp. range dry: -40+176 °F  
 Temp. range wet: -40+149 °F  
 Pin material: PBT white

#### MX - Code 03

Performance PBT

Max w. load: See below  
 Weight: 2.66 lbs/ft<sup>2</sup>  
 Temp. range dry: -40+248 °F  
 Temp. range wet: -40+140 °F  
 Pin material: POM grey

#### MWX - Code 17

Polyamide Composite

Max w. load: See below  
 Weight: 2.97 lbs/ft<sup>2</sup>  
 Temp. range dry: -40+219 °F  
 Temp. range wet: NR  
 Pin material: PBT white

#### MPX - Code 25

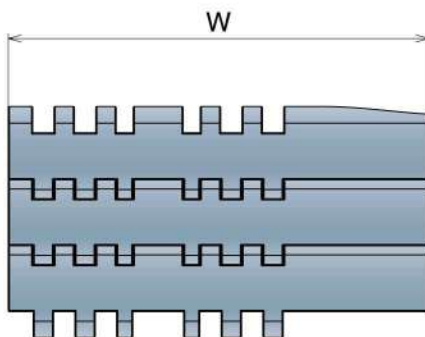
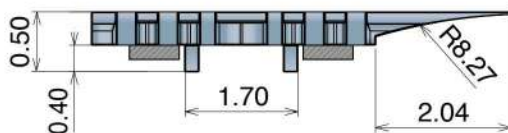
Lubricated Acetal

Max w. load: See below  
 Weight: 2.77 lbs/ft<sup>2</sup>  
 Temp. range dry: -40+176 °F  
 Temp. range wet: -40+149 °F  
 Pin material: PBT white

### Max working load (lbs)

Width	450	750
LFA	1079	1775
MX	854	1438
MWX	1079	1775
MPX	1079	1775

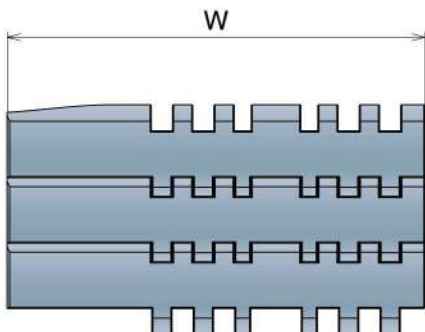
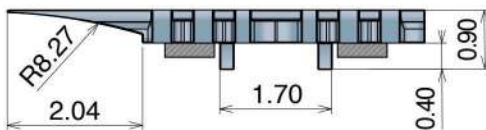
### 552 FTT - DX Version



### K450 / K750

Series	Material	Width	Version	Total width
5346	*	9450	C-R	6.30
5346	*	9750	C-R	9.35

### 552 FTT - SX Version



### K450 / K750

Series	Material	Width	Version	Total width
5346	*	9450	C-L	6.30
5346	*	9750	C-L	9.35

Belts wider than standard are available with 3.0 in increments

## 552 PT Open Surface 8% Modular Belt Series 552 PT, H=0.50" M=3"

Backflex radius min.: 1.00 in


### CODE STRUCTURE GUIDE (Example)

<b>5342</b>	<b>01</b>	<b>0009</b>	<b>A</b>
<b>Series</b>	<b>*Material</b>	<b>Width</b>	<b>Version</b>

   
 pg. 246    pg. 263->272

**SAMPLE BOX**

Art.-Nr. **5342018888A**



**1.00 in**  
PITCH

Imperial Size

### \*Material

**LFA - Code 01**  
*Low friction Acetal*  
Standard Delivery

**Max w. load:** 2850 lbs/ft  
**Weight:** 2.70 lbs/ft<sup>2</sup>  
**Temp. range dry:** -40+176 °F  
**Temp. range wet:** -40+149 °F  
**Pin material:** PBT white

**MX - Code 03**  
*Performance PBT*

**Max w. load:** 2295 lbs/ft  
**Weight:** 2.60 lbs/ft<sup>2</sup>  
**Temp. range dry:** -40+248 °F  
**Temp. range wet:** -40+140 °F  
**Pin material:** POM grey

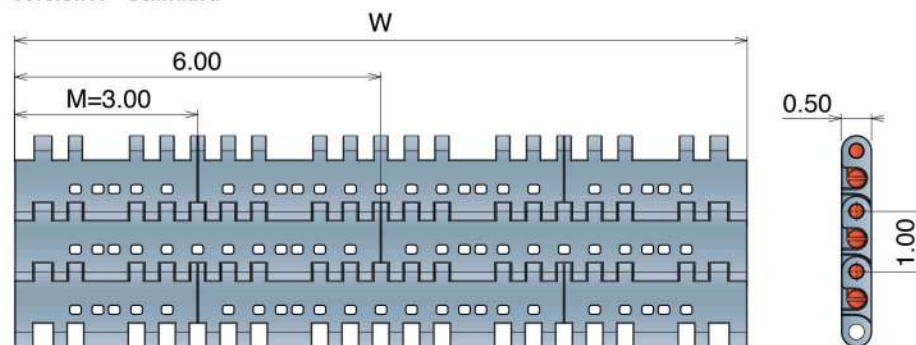
**MWX - Code 17**  
*Polyamide Composite*

**Max w. load:** 2850 lbs/ft  
**Weight:** 2.81 lbs/ft<sup>2</sup>  
**Temp. range dry:** -40+219 °F  
**Temp. range wet:** NR  
**Pin material:** PBT white

**MPX - Code 25**  
*Lubricated Acetal*

**Max w. load:** 2850 lbs/ft  
**Weight:** 2.70 lbs/ft<sup>2</sup>  
**Temp. range dry:** -40+176 °F  
**Temp. range wet:** -40+149 °F  
**Pin material:** PBT white

### Version A - Standard



### Version A - Standard

Series	Material	Width	Version
5342	*	0009	A
5342	*	0012	A
5342	*	0015	A
5342	*	0018	A
5342	*	0021	A
5342	*	0024	A
5342	*	0027	A
5342	*	0030	A
5342	*	0033	A
5342	*	0036	A
5342	*	0039	A
5342	*	0042	A
5342	*	0045	A
5342	*	0048	A
5342	*	0051	A
5342	*	0054	A

# 552 PT One track Belt

Modular belts

Imperial Size



## 552 PT One track Belt Open Surface 8% Modular Belt Series 552 PT, H=0.50" M=3"


Backflex radius min.: 1.00 in

**1.00 in**  
PITCH

### CODE STRUCTURE GUIDE (Example)

<b>5342</b>	<b>01</b>	<b>0003</b>	<b>A</b>
Series	*Material	Width	Version

	
pg. 246	pg. 263->272



### \*Material

#### LFA - Code 01

Low friction Acetal

Standard Delivery

Max w. load: See below  
 Weight: 2.70 lbs/ft<sup>2</sup>  
 Temp. range dry: -40+176 °F  
 Temp. range wet: -40+149 °F  
 Pin material: PBT white

#### MX - Code 03

Performance PBT

Max w. load: See below  
 Weight: 2.60 lbs/ft<sup>2</sup>  
 Temp. range dry: -40+248 °F  
 Temp. range wet: -40+140 °F  
 Pin material: POM grey

#### MWX - Code 17

Polyamide Composite

Max w. load: See below  
 Weight: 2.81 lbs/ft<sup>2</sup>  
 Temp. range dry: -40+219 °F  
 Temp. range wet: NR  
 Pin material: PBT white

#### MPX - Code 25

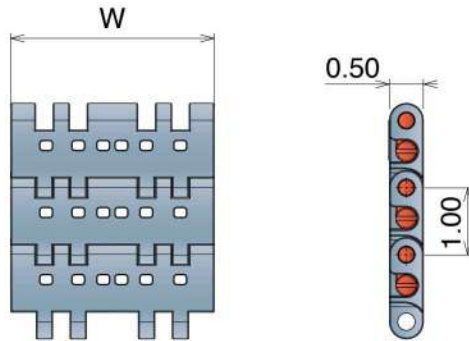
Lubricated Acetal

Max w. load: See below  
 Weight: 2.70 lbs/ft<sup>2</sup>  
 Temp. range dry: -40+176 °F  
 Temp. range wet: -40+149 °F  
 Pin material: PBT white

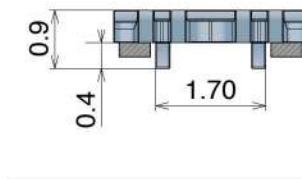
### Max working load (lbs)

Width	300	600
LFA	720	1415
MX	560	1145
MWX	720	1415
MPX	720	1415

### Version A - Standard



### Version C - With 2 Positioner



### Version A - Standard

Series	Material	Width	Version
5342	*	0003	A
5342	*	0006	A

### Version C - With 2 Positioners

Series	Material	Width	Version
5342	*	0003	C
5342	*	0006	C

Modular belts

Belts wider than standard are available with 3.0 in increments


## 552 GT Modular Belt Series 552 GT, H=0.50" M=3"

Backflex radius min.: 1.00 in

### CODE STRUCTURE GUIDE (Example)

<b>5343</b>	<b>01</b>	<b>0009</b>	<b>A</b>
Series	*Material	Width	Version

	
pg. 246	pg. 263->272



**1.00 in**  
PITCH

Imperial Size

### \*Material

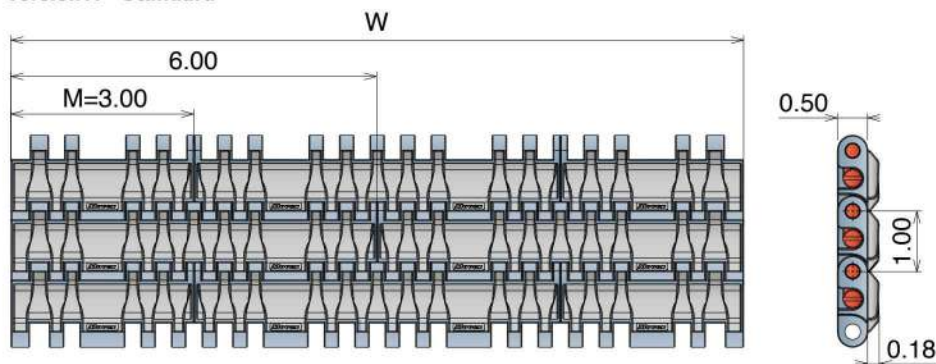
**LFA - Code 01**  
Low friction Acetal  
Standard Delivery

**Max w. load:** 2850 lbs/ft  
**Weight:** 3.17 lbs/ft<sup>2</sup>  
**Temp. range dry:** -40+176°F  
**Temp. range wet:** -40+149°F  
**Pin material:** PBT white  
**Top rubber:** 50 ShA-Grey

**PP - Code 02**  
Polypropylene

**Max w. load:** 1850 lbs/ft  
**Weight:** 2.77 lbs/ft<sup>2</sup>  
**Temp. range dry:** 39.2+176°F  
**Temp. range wet:** 39.2+176°F  
**Pin material:** PP blue  
**Top rubber:** 50 ShA-Black

### Version A - Standard



### Version A - Standard

Series	Material	Width	Version
5343	*	0009	A
5343	*	0012	A
5343	*	0015	A
5343	*	0018	A
5343	*	0021	A
5343	*	0024	A
5343	*	0027	A
5343	*	0030	A
5343	*	0033	A
5343	*	0036	A
5343	*	0039	A
5343	*	0042	A
5343	*	0045	A
5343	*	0048	A
5343	*	0051	A
5343	*	0054	A



Rubber Thickness 0.18 in

Modular belts

# 552 GT Side indent

Modular belts

Belts wider than standard are available with 3.0 in increments



## 552 GT Side indent Modular Belt Series 552 GT SI, H=0.50" M=3"


Backflex radius min.: 1.00 in

Imperial Size

### CODE STRUCTURE GUIDE (Example)

<b>5345</b>	<b>01</b>	<b>0009</b>	<b>A</b>
Series	*Material	Width	Version

	
pg. 246	pg. 263->272



**1.00 in**  
PITCH

### \*Material

#### LFA - Code 01

Low friction Acetal

Standard Delivery

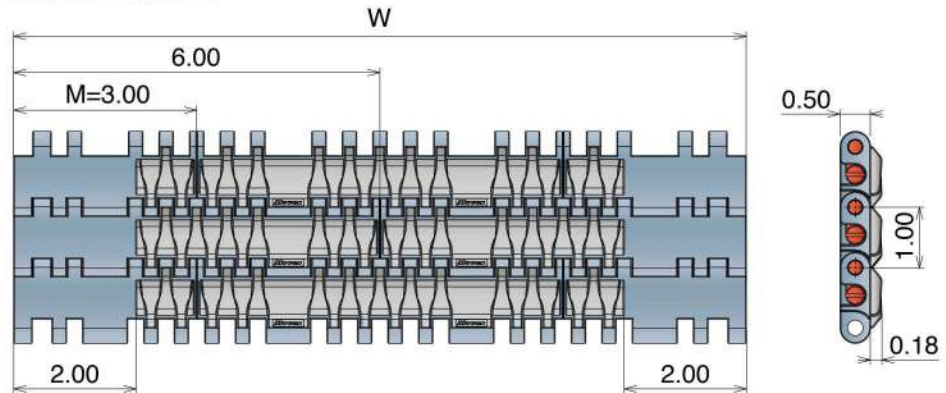
**Max w. load:** 2850 lbs/ft  
**Weight:** 3.17 lbs/ft<sup>2</sup>  
**Temp. range dry:** -40+176°F  
**Temp. range wet:** -40+149°F  
**Pin material:** PBT white  
**Top rubber:** 50 ShA-Grey

#### PP - Code 02

Polypropylene

**Max w. load:** 1850 lbs/ft  
**Weight:** 2.77 lbs/ft<sup>2</sup>  
**Temp. range dry:** 39.2+176°F  
**Temp. range wet:** 39.2+176°F  
**Pin material:** PP blue  
**Top rubber:** 50 ShA-Black

### Version A - Standard



### Version A - Standard

Series	Material	Width	Version
5345	*	0009	A
5345	*	0012	A
5345	*	0015	A
5345	*	0018	A
5345	*	0021	A
5345	*	0024	A
5345	*	0027	A
5345	*	0030	A
5345	*	0033	A
5345	*	0036	A
5345	*	0039	A
5345	*	0042	A
5345	*	0045	A
5345	*	0048	A
5345	*	0051	A
5345	*	0054	A



Rubber Thickness 0.18 in


**Movex**

# 553 Series

# 553

Pitch 1.00" (25,4 mm)

H= 0.34" (8,7 mm)



553 FLEXTOP

## 553 FLEX TOP Modular Belt Series 553 FLEXTOP, H=0.34" M=3"

Backflex radius min.: 1.00 in

Imperial Size

The new **Movex® 553 FlexTop** modular belt with self-locking spheres is specifically designed for high-precision material handling, suitable for several applications like logistic centers, packaging stations (food and beverage) and corrugated industries, easily to be integrated into existing systems. The 360° movement possibility makes the belt suitable for diverting, rotation, accumulation and acceleration applications and minimize required maintenance and downtimes. The small pitch between the spheres allows every type of product transfer and is ideal for small and light packages, unlike traditional roller conveyors.

The complete closed sliding belt surface is the perfect solution to carry carton boxes, crates, cans and bottles shrink-wrap packaging and any kind of polybag with Top-Accuracy package control. **553 FlexTop is best choice for material handling applications!**

### High strength

Design and features of 553 FlexTop make it ideal for the transport of several type of products (e.g. polybags, shrink-wrap packaging).

### Perfect product control

The small pitch between the spheres allows for a great product-control.

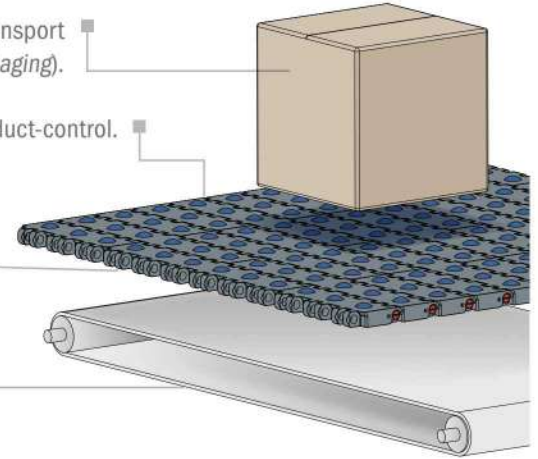
### Self cleaning

A complete closed sliding surface, in combination with self-locking spheres, makes the belt design flexible and robust.

### Great versatility

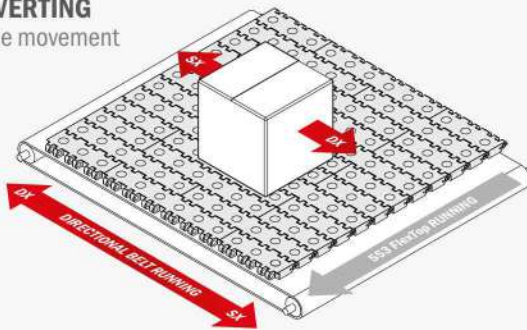
The directional belt underneath the flextop belt controls the direction and the speed of the spheres, making this belt 100% versatile.

### Long durability



### DIVERTING

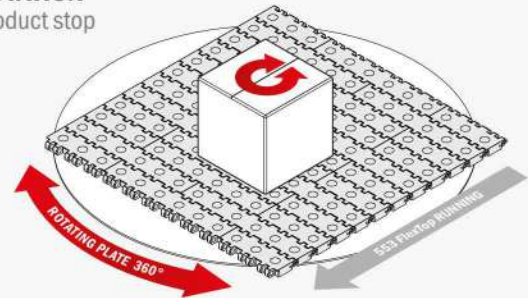
Side movement



By using a directional belt underneath the Flextop belt, running square to the travel direction, the product can be transferred left and right.

### ROTATION

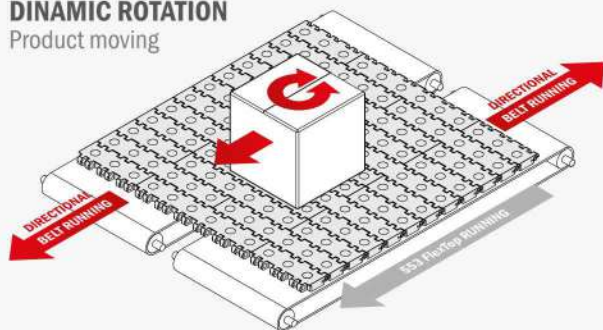
Product stop



By using a rotating plate underneath the Flextop belt, sphere can rotate by 360°. This option can be used with product stopped or running on the belt, to easily positioning the product.

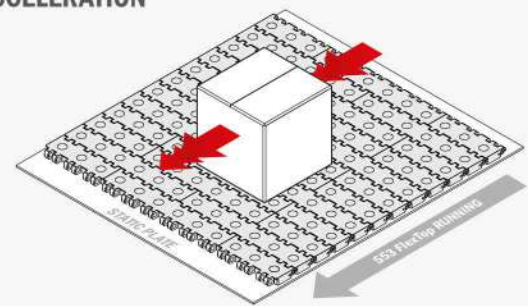
### DINAMIC ROTATION

Product moving



By using two auxiliary belts underneath the Flextop belt, running at opposite direction, the product will start rotating. With this option the Flextop belt can keep running.

### ACCELERATION



By using a static plate underneath the Flextop belt, spheres will start rotating independently, so the speed of the product will result double than the speed of the belt itself.

**PATENTED**

Belts wider than standard are available with 3.0 in increments

# 553 FLEX TOP



Modular belts

## 553 FLEX TOP Modular Belt Series 553 FLEXTOP, H=0.34" M=3"

Backflex radius min.: 1.00 in

### CODE STRUCTURE GUIDE (Example)

<b>5530</b>	<b>27</b>	<b>0003</b>	<b>A</b>
Series	*Material	Width	Version

   
 pg. 247    pg. 263->272

**SAMPLE BOX**

Art.-Nr. **5530278888A**



Imperial Size

**\*Material**

**LFG - Code 27**  
Low friction Acetal

Standard Delivery

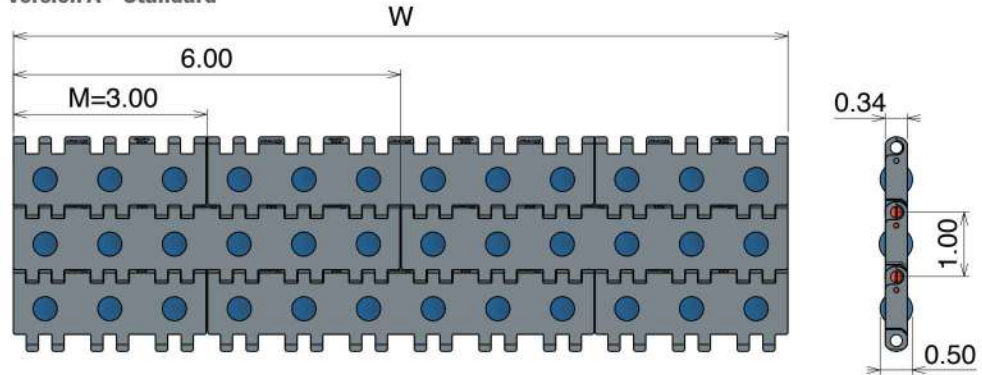
Max w. load: 1885 lbs/ft  
Weight: 2.05 lbs/ft<sup>2</sup>  
Temp. range dry: -40+176°F  
Temp. range wet: -40+149°F  
Pin material: PBT white

**Sphere Material**

**High-tech polyamide**

Max w. load: 3.4 lbs  
Sphere diameter: 0.5 in

### Version A - Standard



### Version A - Standard

Series	Material	Width	Version
5530	27	0003	A
5530	27	0006	A
5530	27	0009	A
5530	27	0012	A
5530	27	0015	A
5530	27	0018	A
5530	27	0021	A
5530	27	0024	A
5530	27	0027	A
5530	27	0030	A
5530	27	0033	A
5530	27	0036	A
5530	27	0039	A
5530	27	0042	A
5530	27	0045	A
5530	27	0048	A
5530	27	0051	A
5530	27	0054	A
5530	27	0057	A

Series	Material	Width	Version
5530	27	0060	A
5530	27	0063	A
5530	27	0066	A
5530	27	0069	A
5530	27	0072	A
5530	27	0075	A
5530	27	0078	A
5530	27	0081	A
5530	27	0084	A
5530	27	0087	A
5530	27	0090	A
5530	27	0093	A
5530	27	0096	A
5530	27	0099	A
5530	27	0102	A
5530	27	0105	A
5530	27	0108	A
5530	27	0111	A
5530	27	0114	A



 **PATENTED CLOSED GAP**

Patented closed gap helps reducing maintenance frequency and increasing productivity.

# 556 Series

# 556

Pitch 1.00" (25,4 mm)

H= 0.50" (12,7 mm)



556 FT

556 GT

**Movex**<sup>®</sup>

## 556 FT Open Surface 25% Side Flex Modular Belt Series 556 FT, H=0.50" M=3"

Backflex radius min.: 1.00 in


### CODE STRUCTURE GUIDE (Example)

<b>5431</b>	<b>01</b>	<b>0009</b>	<b>A</b>
Series	*Material	Width	Version



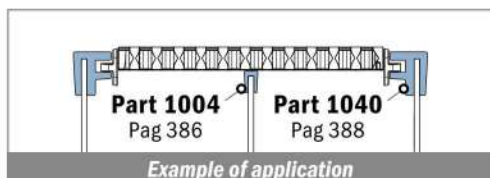
pg. 248

pg. 263->272



**1.00 in**  
PITCH

Imperial Size



**Part 1004**  
Pag 386

**Part 1040**  
Pag 388

Example of application

### \*Material

#### LFA - Code 01 Low friction Acetal

**Max w. load:**

Straight: 2050 lbs/ft  
Curve: 450 lbs

**Weight:** 1.54 lbs/ft<sup>2</sup>

**Temp. range dry:** -40+176°F

**Temp. range wet:** -40+149°F

**Pin material:** PBT white

#### LFB - Code 23 Low friction Acetal

**Max w. load:**

Straight: 2050 lbs/ft  
Curve: 450 lbs

**Weight:** 1.54 lbs/ft<sup>2</sup>

**Temp. range dry:** -40+176°F

**Temp. range wet:** -40+149°F

**Pin material:** PBT white

#### PPB - Code 24 Polypropylene

**Max w. load:**

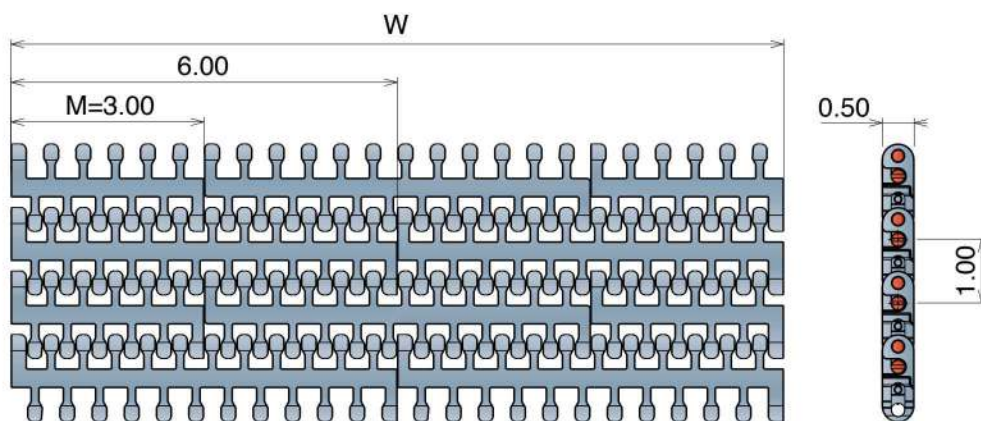
Straight: 1336 lbs/ft  
Curve: 292 lbs

**Weight:** 1.19 lbs/ft<sup>2</sup>


**Temp. range dry:** 39.2+219°F

**Temp. range wet:** 39.2+219°F

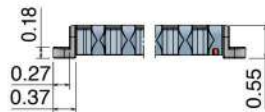
**Pin material:** PP blue



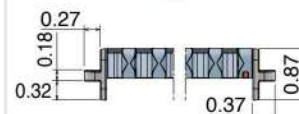
#### STANDARD



#### TAB



#### TAB/POSITIONER



### THE BEST CHOICE FOR FOOD CONTACT APPLICATION


Series	Material	Width	Version	min radius
5431	*	0003	A	5.70
5431	*	0006	A	11.40
5431	*	0009	A	17.10
5431	*	0012	A	22.80
5431	*	0015	A	28.50
5431	*	0018	A	35.00
5431	*	0021	A	40.95
5431	*	0024	A	49.20

Series	Material	Width	Version	min radius
5431	*	0003	B	5.70
5431	*	0006	B	11.40
5431	*	0009	B	17.10
5431	*	0012	B	22.80
5431	*	0015	B	28.50
5431	*	0018	B	35.00
5431	*	0021	B	40.95
5431	*	0024	B	49.20

Series	Material	Width	Version	min radius
5431	*	0003	C	5.70
5431	*	0006	C	11.40
5431	*	0009	C	17.10
5431	*	0012	C	22.80
5431	*	0015	C	28.50
5431	*	0018	C	35.00
5431	*	0021	C	40.95
5431	*	0024	C	49.20

## 556 GT Open Surface 25% Side Flex Modular Belt Series 556 GT, H=0.50" M=3"

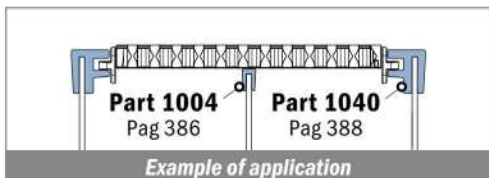
Backflex radius min.: 1.00 in



Imperial Size

### CODE STRUCTURE GUIDE (Example)

5433	01	0009	A
Series	*Material	Width	Version



### \*Material

#### LFA - Code 01

Low friction Acetal

#### Max w. load:

Straight: 2050 lbs/ft  
Curve: 450 lbs

Weight: 1.58 lbs/ft<sup>2</sup>

Temp. range dry: -40+176°F

Temp. range wet: -40+149°F

Pin material: PBT white

Top rubber: 50 ShA-Grey

#### LFB - Code 23

Low friction Acetal

#### Max w. load:

Straight: 2050 lbs/ft  
Curve: 450 lbs

Weight: 1.58 lbs/ft<sup>2</sup>

Temp. range dry: -40+176°F

Temp. range wet: -40+149°F

Pin material: PBT white

Top rubber: 50 ShA-Black

#### PPB - Code 24

Polypropylene

#### Max w. load:

Straight: 1336 lbs/ft  
Curve: 292 lbs

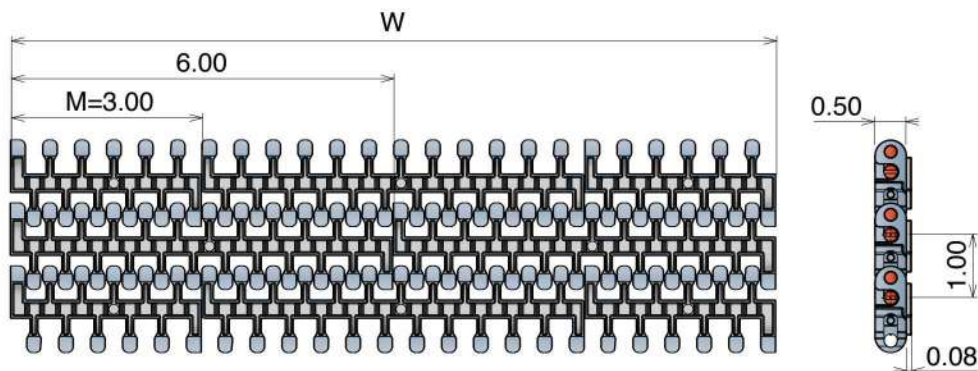
Weight: 1.18 lbs/ft<sup>2</sup>

Temp. range dry: 39.2+219°F


Temp. range wet: 39.2+219°F

Pin material: PP blu

Top rubber: 50 ShA-Black




#### STANDARD




Series	Material	Width	Version	min radius
5433	*	0003	A	5.70
5433	*	0006	A	11.40
5433	*	0009	A	17.10
5433	*	0012	A	22.80
5433	*	0015	A	28.50
5433	*	0018	A	35.00
5433	*	0021	A	40.95
5433	*	0024	A	49.20

#### TAB



Series	Material	Width	Version	min radius
5433	*	0003	B	5.70
5433	*	0006	B	11.40
5433	*	0009	B	17.10
5433	*	0012	B	22.80
5433	*	0015	B	28.50
5433	*	0018	B	35.00
5433	*	0021	B	40.95
5433	*	0024	B	49.20

#### TAB/POSITIONER



Series	Material	Width	Version	min radius
5433	*	0003	C	5.70
5433	*	0006	C	11.40
5433	*	0009	C	17.10
5433	*	0012	C	22.80
5433	*	0015	C	28.50
5433	*	0018	C	35.00
5433	*	0021	C	40.95
5433	*	0024	C	49.20

Modular belts

# 600

Pitch 1.25" (31,75 mm)

H= 0.50" (12,7 mm)



**600 Standard**

**600 Heavy duty**

**600 Heavy duty  
with Bearings**

**600 Small radius**

**600 Heavy duty/Small radius**

**600 Heavy duty/Small radius  
with Bearings**

**600 with pusher**

**1047 Heavy duty guide**

# 600 Standard

Modular belts

Belts wider than standard are available with 3.35 in increments

## 600 Standard Side Flex Modular Belt Series 600, H=0.50" M=3.35"

Backflex radius min.: 1.00 in



Metric Size

### CODE STRUCTURE GUIDE (Example)

5421	01	0255	A
Series	*Material	Width	Version

**29.5%**  
OPEN SURFACE

**1.25 in**  
PITCH



### \*Material

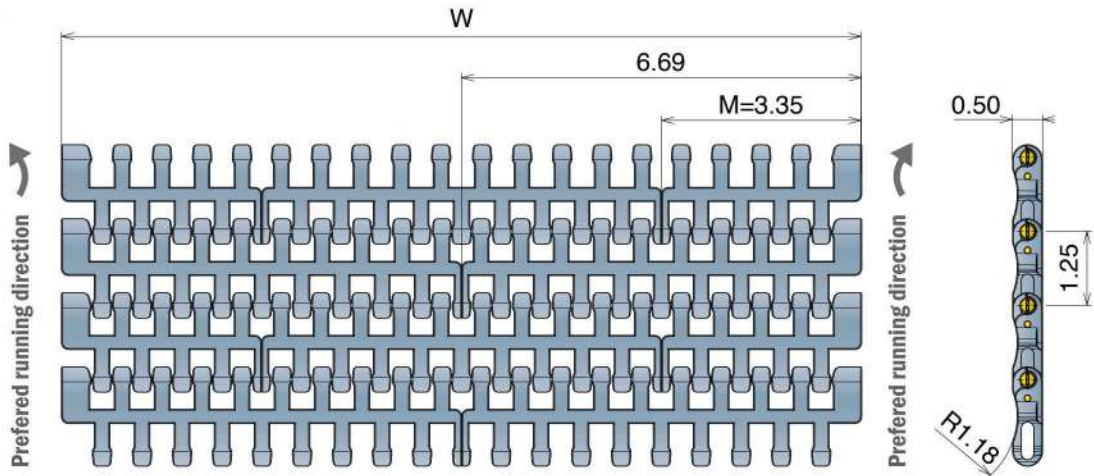
#### LFA - Code 01 Low friction Acetal

**Max w. load:**  
Straight: 2050 lbs/ft  
Curve: 560 lbs  
**Weight:** 1.58 lbs/ft<sup>2</sup>  
**Temp. range dry:** -40+176°F  
**Temp. range wet:** -40+140°F  
**Pin material:** PBT white

#### LFB - Code 23 Low friction Acetal

**Max w. load:**  
Straight: 2050 lbs/ft  
Curve: 560 lbs  
**Weight:** 1.58 lbs/ft<sup>2</sup>  
**Temp. range dry:** -40+176°F  
**Temp. range wet:** -40+149°F  
**Pin material:** PBT white

**Internal Min Radius**  
2 times the width

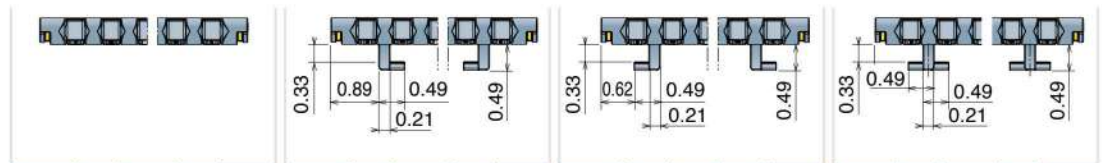


### STANDARD

### TAB

### REVERSE TAB

### TAB REVERSE TAB



Series	Material	Width	Version	min radius
5421	*	0255	A	20.00
5421	*	0340	A	26.80
5421	*	0425	A	33.50
5421	*	0510	A	40.15
5421	*	0595	A	46.85
5421	*	0680	A	53.55
5421	*	0765	A	60.20
5421	*	0850	A	67.00
5421	*	0255	B	20.00
5421	*	0340	B	26.80
5421	*	0425	B	33.50
5421	*	0510	B	40.15
5421	*	0595	B	46.85
5421	*	0680	B	53.55
5421	*	0765	B	60.20
5421	*	0850	B	67.00
5421	*	0255	C	20.00
5421	*	0340	C	26.80
5421	*	0425	C	33.50
5421	*	0510	C	40.15
5421	*	0595	C	46.85
5421	*	0680	C	53.55
5421	*	0765	C	60.20
5421	*	0850	C	67.00
5421	*	0255	D	20.00
5421	*	0340	D	26.80
5421	*	0425	D	33.50
5421	*	0510	D	40.15
5421	*	0595	D	46.85
5421	*	0680	D	53.55
5421	*	0765	D	60.20
5421	*	0850	D	67.00

**Movex**

Belts wider than standard are available with 3.35 in increments

## 600 Heavy duty Side Flex Modular Belt Series 600, H=0.50" M=3.35"


Backflex radius min.: 1.00 in

**CODE STRUCTURE GUIDE** (Example)

5422	01	0255	E
Series	*Material	Width	Version

**27.5%**  
OPEN SURFACE

**1.25 in**  
PITCH



**RANGE EXTENSION**



Metric Size

\*Material

### LFA - Code 01

Low friction Acetal

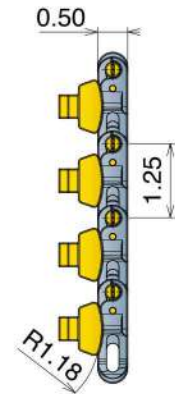
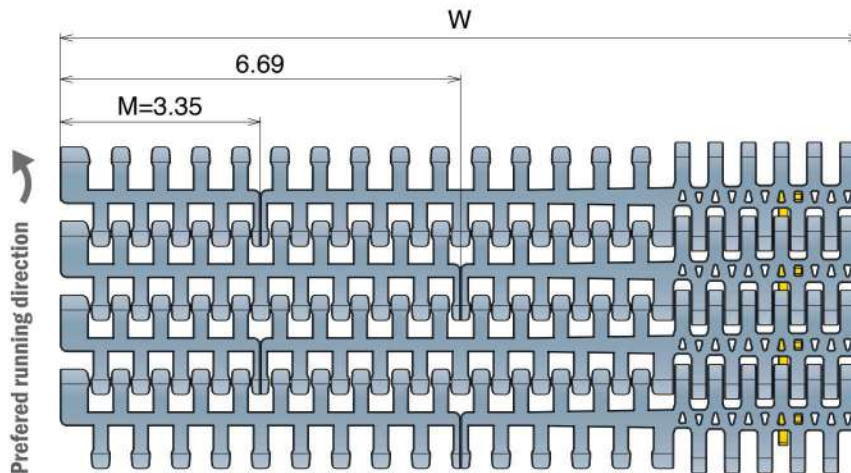
**Max w. load:**  
 Straight: 2050 lbs/ft  
 Curve: 787 lbs  
**Weight:** 1.70 lbs/ft<sup>2</sup>  
**Temp. range dry:** -40+176°F  
**Temp. range wet:** -40+140°F  
**Pin material:** PBT white

### LFB - Code 23

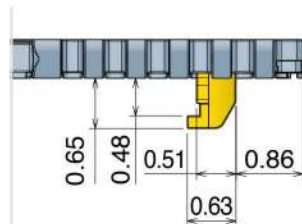
Low friction Acetal

**Max w. load:**  
 Straight: 2050 lbs/ft  
 Curve: 787 lbs  
**Weight:** 1.70 lbs/ft<sup>2</sup>  
**Temp. range dry:** -40+176°F  
**Temp. range wet:** -40+149°F  
**Pin material:** PBT white

**Internal Min Radius**  
2 times the width




### STANDARD



Series	Material	Width	Version	min radius
5422	*	0255	E	20.00
5422	*	0340	E	26.80
5422	*	0425	E	33.50
5422	*	0510	E	40.15
5422	*	0595	E	46.85
5422	*	0680	E	53.55
5422	*	0765	E	60.20
5422	*	0850	E	67.00

**TAB DKM Material**



# 600 Heavy duty with Bearings

Modular belts

Belts wider than standard are available with 3.35 in increments

## 600 Heavy duty with Bearings Side Flex Modular Belt Series 600, H=0.50" M=3.35"

Backflex radius min.: 1.00 in


Metric Size

### CODE STRUCTURE GUIDE (Example)

<b>5422</b>	<b>01</b>	<b>0340</b>	<b>F</b>
Series	*Material	Width	Version

**27.5%**  
OPEN SURFACE

**1.25 in**  
PITCH



**RANGE EXTENSION**



### \*Material

**LFA - Code 01**  
Low friction Acetal

#### Max w. load:

Straight: 2050 lbs/ft  
Curve: 787 lbs

Weight: 1.84 lbs/ft<sup>2</sup>

Temp. range dry: -40+146°F

Temp. range wet: -40+149°F

Pin material: PBT white

**LFB - Code 23**  
Low friction Acetal

#### Max w. load:

Straight: 2050 lbs/ft  
Curve: 787 lbs

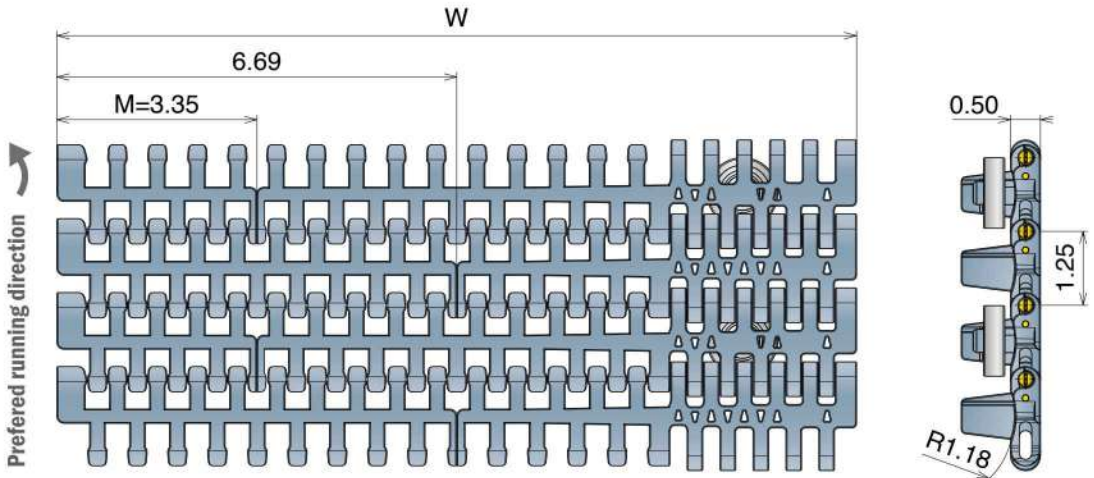
Weight: 1.84 lbs/ft<sup>2</sup>

Temp. range dry: -40+176°F

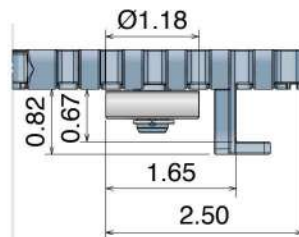
Temp. range wet: -40+149°F

Pin material: PBT white

**Internal Min Radius**  
2 times the width



### STANDARD



Series	Material	Width	Version	min radius
5422	*	0255	F	20.00
5422	*	0340	F	26.80
5422	*	0425	F	33.50
5422	*	0510	F	40.15
5422	*	0595	F	46.85
5422	*	0680	F	53.55
5422	*	0765	F	60.20
5422	*	0850	F	67.00

### Bearing Zoom



Modular belts

Belts wider than standard are available with 3.35 in increments

## 600 Small radius Side Flex Modular Belt Series 600, H=0.50" M=3.35"

Backflex radius min.: 1.00 in

**CODE STRUCTURE GUIDE** (Example)

<b>5423</b>	<b>01</b>	<b>0340</b>	<b>A</b>
Series	*Material	Width	Version

**29.5%**  
OPEN SURFACE

**1.25 in**  
PITCH



pg. 251-252    pg. 263->272



Metric Size

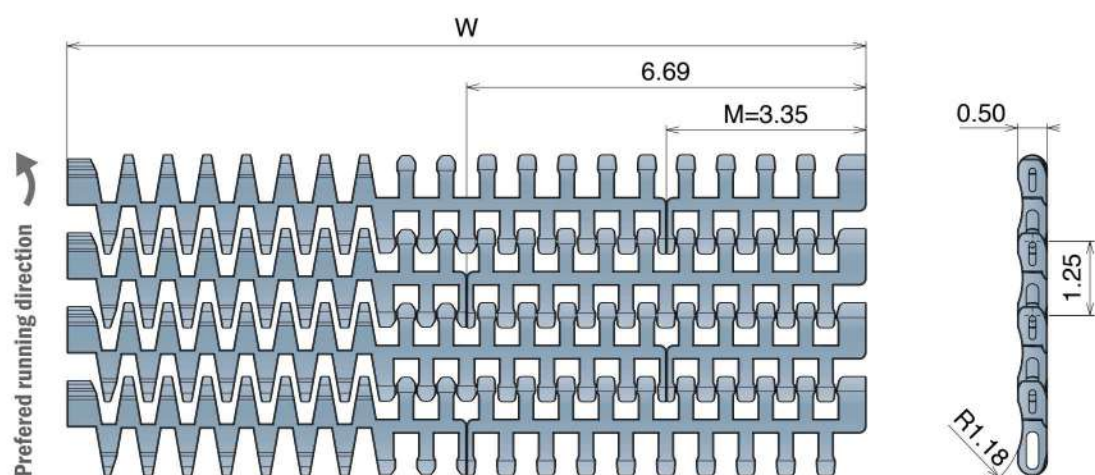
**\*Material**

**LFA - Code 01**  
Low friction Acetal

**Max w. load:**  
Straight: 2050 lbs/ft  
Curve: 560 lbs  
**Weight:** 1.43 lbs/ft<sup>2</sup>  
**Temp. range dry:** -40+176°F  
**Temp. range wet:** -40+149°F  
**Pin material:** PBT white

**LFB - Code 23**  
Low friction Acetal

**Max w. load:**  
Straight: 2050 lbs/ft  
Curve: 560 lbs  
**Weight:** 1.43 lbs/ft<sup>2</sup>  
**Temp. range dry:** -40+176°F  
**Temp. range wet:** -40+149°F  
**Pin material:** PBT white



STANDARD						TAB						REVERSE TAB						TAB REVERSE TAB					
Series	Material	Width	Version	min radius		Series	Material	Width	Version	min radius		Series	Material	Width	Version	min radius		Series	Material	Width	Version	min radius	
5423	*	0340	A	15.75		5423	*	0340	B	15.75		5423	*	0340	C	15.75		5423	*	0340	D	15.75	
5423	*	0425	A	19.70		5423	*	0425	B	19.70		5423	*	0425	C	19.70		5423	*	0425	D	19.70	
5423	*	0510	A	23.60		5423	*	0510	B	23.60		5423	*	0510	C	23.60		5423	*	0510	D	23.60	
5423	*	0595	A	28.35		5423	*	0595	B	28.35		5423	*	0595	C	28.35		5423	*	0595	D	28.35	
5423	*	0680	A	34.65		5423	*	0680	B	34.65		5423	*	0680	C	34.65		5423	*	0680	D	34.65	
5423	*	0765	A	40.95		5423	*	0765	B	40.95		5423	*	0765	C	40.95		5423	*	0765	D	40.95	
5423	*	0850	A	47.25		5423	*	0850	B	47.25		5423	*	0850	C	47.25		5423	*	0850	D	47.25	

# 600 Heavy duty/Small radius

Modular belts

Belts wider than standard are available with 3.35 in increments

## 600 Heavy duty/Small radius Side Flex Modular Belt Series 600, H=0.50" M=6.69"

Backflex radius min.: 1.00 in


Metric Size

### CODE STRUCTURE GUIDE (Example)

<b>5424</b>	<b>01</b>	<b>0425</b>	<b>E</b>
Series	*Material	Width	Version

**27.5%**  
OPEN SURFACE

**1.25 in**  
PITCH



pg. 251-252

pg. 263->272

**RANGE EXTENSION**



### \*Material

#### LFA - Code 01

Low friction Acetal

#### Max w. load:

Straight: 2050 lbs/ft

Curve: 787 lbs

Weight: 1.53 lbs/ft<sup>2</sup>

Temp. range dry: -40+176°F

Temp. range wet: -40+149°F

Pin material: PBT white

#### LFB - Code 23

Low friction Acetal

#### Max w. load:

Straight: 2050 lbs/ft

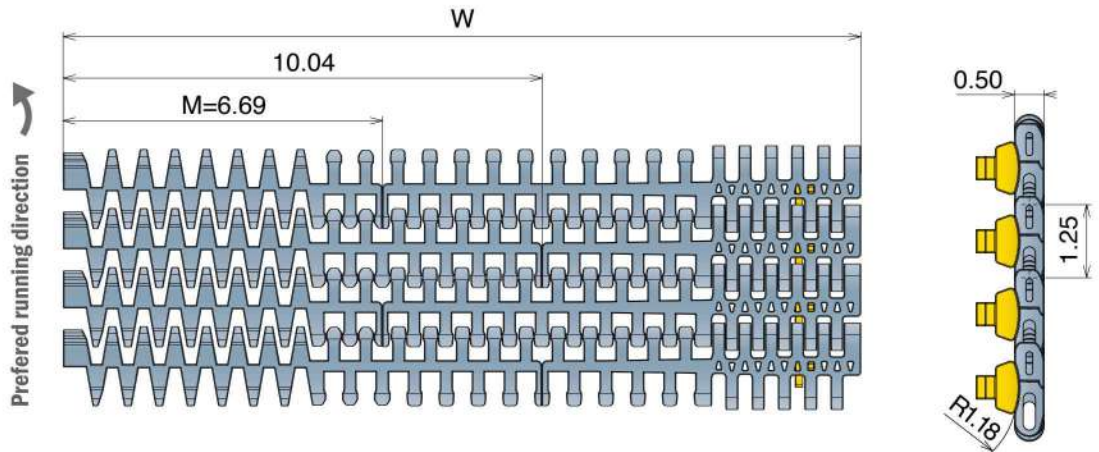
Curve: 787 lbs

Weight: 1.53 lbs/ft<sup>2</sup>

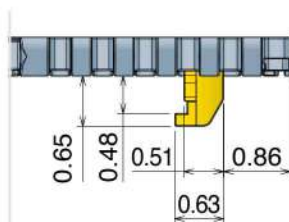
Temp. range dry: -40+176°F

Temp. range wet: -40+149°F

Pin material: PBT white



### STANDARD



Series	Material	Width	Version	min radius
5424	*	0255	E	15.35
5424	*	0340	E	16.50
5424	*	0425	E	19.70
5424	*	0510	E	23.60
5424	*	0595	E	28.35
5424	*	0680	E	34.65
5424	*	0765	E	40.95
5424	*	0850	E	47.25

### TAB DKM Material



Modular belts

# 600 Heavy duty/Small radius with Bearings

Belts wider than standard are available with 3.35 in increments

Modular belts

## 600 Heavy duty/Small radius with Bearings Side Flex Modular Belt Series 600, H=0.50" M=6.69"


Backflex radius min.: 1.00 in

### CODE STRUCTURE GUIDE (Example)

5424	01	0425	F
Series	*Material	Width	Version

**27.5%**  
OPEN SURFACE


**1.25 in**  
PITCH



pg. 251-252

pg. 263->272

**RANGE EXTENSION**



Metric Size

### \*Material

#### LFA - Code 01

Low friction Acetal

#### Max w. load:

Straight: 2050 lbs/ft  
Curve: 787 lbs

Weight: 1.74 lbs/ft<sup>2</sup>

Temp. range dry: -40+176°F

Temp. range wet: -40+149°F

Pin material: PBT white

#### LFB - Code 23

Low friction Acetal

#### Max w. load:

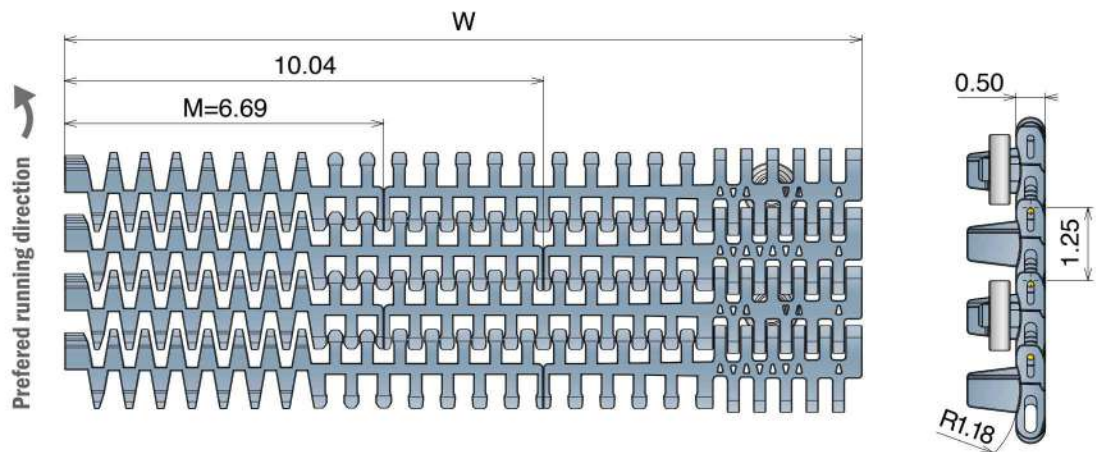
Straight: 2050 lbs/ft  
Curve: 787 lbs

Weight: 1.74 lbs/ft<sup>2</sup>

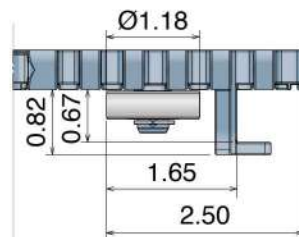
Temp. range dry: -40+176°F

Temp. range wet: -40+149°F

Pin material: PBT white



### STANDARD



Series	Material	Width	Version	min radius
5424	*	0255	F	15.35
5424	*	0340	F	16.50
5424	*	0425	F	19.70
5424	*	0510	F	23.60
5424	*	0595	F	28.35
5424	*	0680	F	34.65
5424	*	0765	F	40.95
5424	*	0850	F	47.25

### Bearing Zoom



# 600 with pusher - 1047 Heavy duty guide

Modular belts

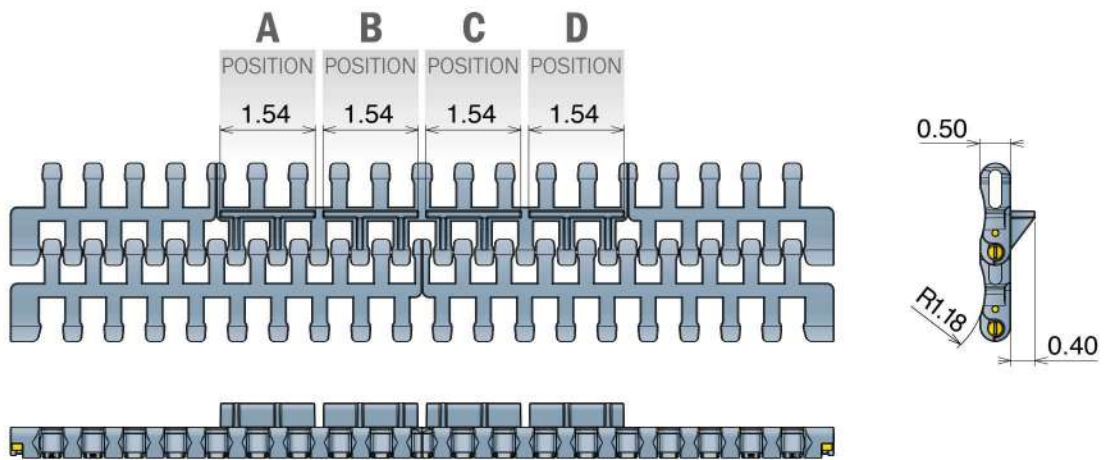
Metric Size

## 600 with pusher Side Flex Modular Belt Series 600, H=0.50" M=3.35"

**1.25 in**  
PITCH

 pg. 251

 pg. 263->272

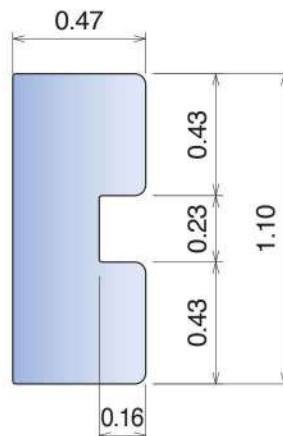


The pusher is applicable only for the center module, and there are available up to a maximum of 4 positions (A-B-C-D) or with different types of combinations (example A-B-D / A-C / B-C-D).

**Consult our engineering department for details.**

## 1047 Belt side guide

Part	Article-Nr.	Material	Width
1047	104700BC	BluLub	10 ft



**Material:** Polyethylene UHMW-PE with molecular density 9,200,000 g/mo.  
**BluLub**, new material with reduced coefficient of friction and higher wear resistance. BluLub complies with the code of Federal Regulations of FDA.  
 Linear expansion coefficient:  $1.1 \times 10^{-4} \text{ } ^\circ\text{F}^{-1}$   
 Operating temperature: -40 to 176 °F


Modular belts

# 500 Series

# 500

Pitch 2.00" (50,8 mm)

H= 0.94" (24 mm)



500 RR

500 RR *with positioner*

389 *Combs*

**Movex**<sup>®</sup>

# 500 RR

Modular belts

Belts wider than standard are available with 3.0 in increments

Imperial Size

## 500 RR Raised Rib Belt Series 500 RR

Backflex radius min.: 4.00 in

**2.00 in**  
PITCH



### CODE STRUCTURE GUIDE (Example)

<b>1348</b>	<b>02</b>	<b>0060</b>
Series	*Material	Width



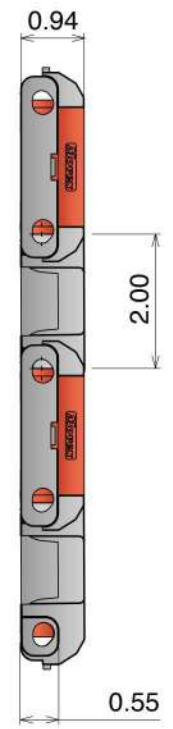
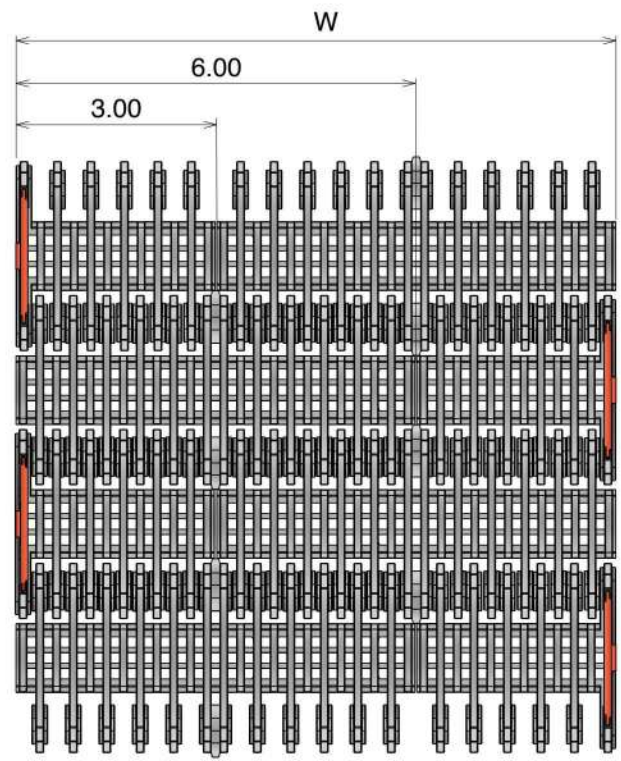
### \*Material

<b>Standard Delivery</b>	
<b>PP - Code 02</b> Polypropylene	<b>PPX - Code 11</b> Polypropylene

<b>Max w. load:</b> 2055 lbs/ft	<b>Max w. load:</b> 2055 lbs/ft
<b>Weight:</b> 2.18 lbs/ft <sup>2</sup>	<b>Weight:</b> 2.18 lbs/ft <sup>2</sup>
<b>Temp. range:</b> 39.2+219°F	<b>Temp. range:</b> 39.2+219°F

**Pin material:** PP grey **Pin material:** PP grey  
**IMPROVED HEAT STABILITY**

Series	Material	Width
1348	*	0060
1348	*	0063
1348	*	0066
1348	*	0069
1348	*	0072
1348	*	0075
1348	*	0078
1348	*	0081
1348	*	0084
1348	*	0087
1348	*	0090
1348	*	0093
1348	*	0096
1348	*	0099
1348	*	0102
1348	*	0105
1348	*	0108
1348	*	0111
1348	*	0114
1348	*	0117
1348	*	0120



Modular belts

Belts wider than standard are available with 3.0 in increments

## 500 RR with positioner Raised Rib Belt Series 500 RR

Backflex radius min.: 4.00 in


**2.00 in**  
PITCH

Imperial Size



### CODE STRUCTURE GUIDE (Example)

1348	02	0060	C
Series	*Material	Width	Version



### \*Material

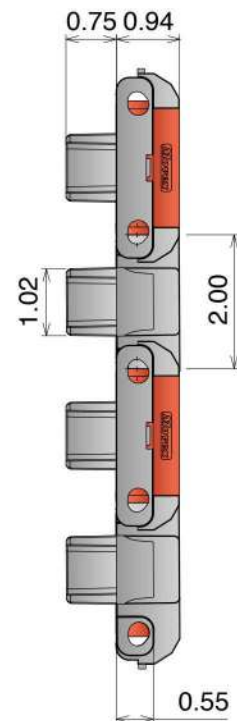
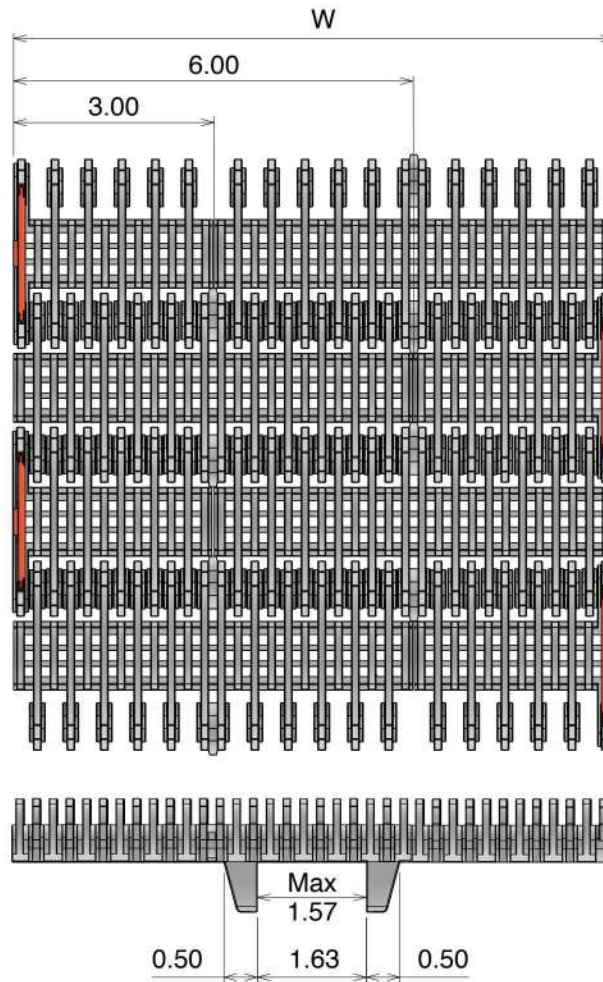
<b>PP - Code 02</b> Polypropylene	<b>PPX - Code 11</b> Polypropylene
--------------------------------------	---------------------------------------

<b>Max w. load:</b> 2055 lbs/ft	<b>Max w. load:</b> 2055 lbs/ft
<b>Weight:</b> 2.18 lbs/ft <sup>2</sup>	<b>Weight:</b> 2.18 lbs/ft <sup>2</sup>
<b>Temp. range:</b> 39.2+219°F	<b>Temp. range:</b> 39.2+219°F

Pin material: PP grey    Pin material: PP grey

**IMPROVED HEAT STABILITY**

Series	Material	Width	Version
1348	*	0060	C
1348	*	0063	C
1348	*	0066	C
1348	*	0069	C
1348	*	0072	C
1348	*	0075	C
1348	*	0078	C
1348	*	0081	C
1348	*	0084	C
1348	*	0087	C
1348	*	0090	C
1348	*	0093	C
1348	*	0096	C
1348	*	0099	C
1348	*	0102	C
1348	*	0105	C
1348	*	0108	C
1348	*	0111	C
1348	*	0114	C
1348	*	0117	C
1348	*	0120	C

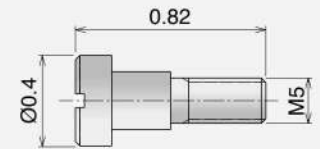


Bottom view

For belt widths multiple of 3", positioners are centered (e.g. 63,69,75,81 inches).  
For belt widths multiple of 6", positioners are 1,5" offset (e.g. 60,66,72,78 inches).

## 389 Traditional comb

Two screws included



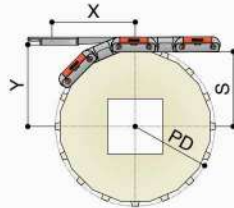
For assembly instructions refers to Movex engineering manual available on our website.

### Type A

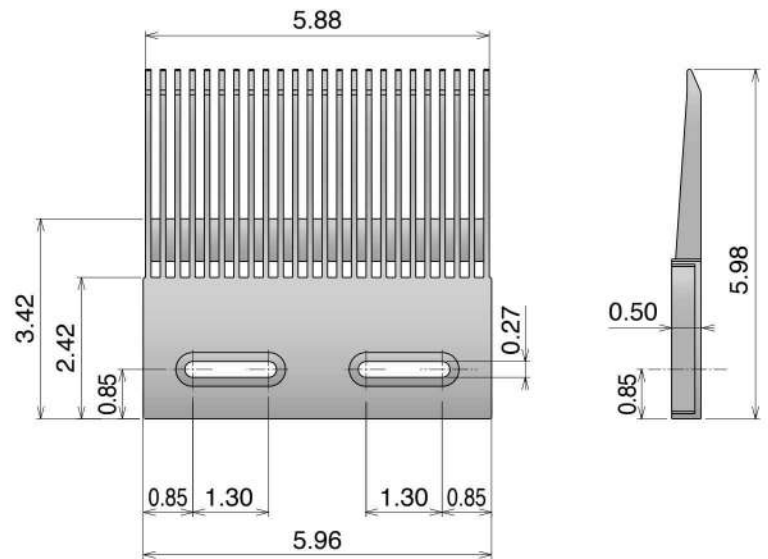
Part	Article-Nr.
389	38901

#### Combs integration with sprockets

see table below for dimensions



Z-	PD (in)	S (in)	X (in)	Y (in)
10	6.47	2.92	4.50	3.37
12	7.73	3.55	4.50	3.99
13	8.36	3.86	4.50	4.31
16	10.25	4.81	4.50	5.26

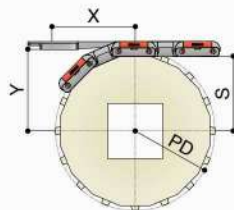


### Type B

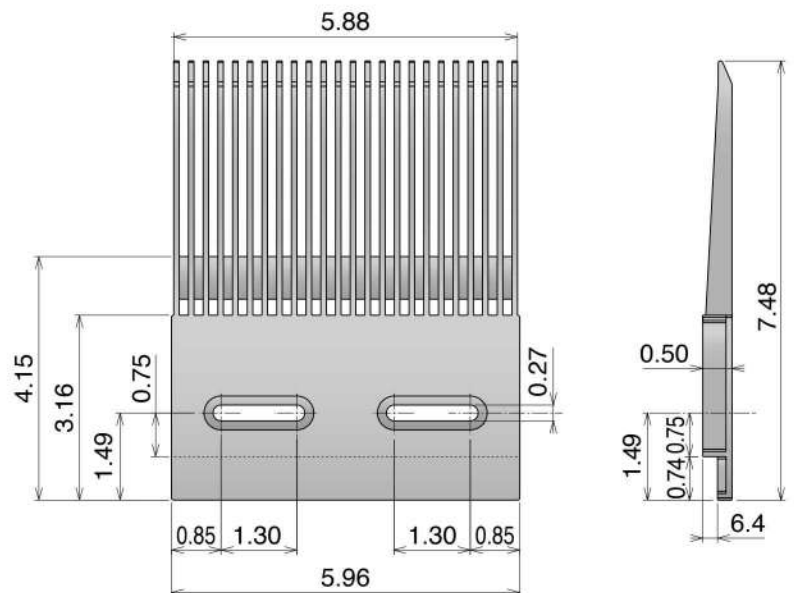
Part	Article-Nr.
389	38902

#### Combs integration with sprockets

see table below for dimensions

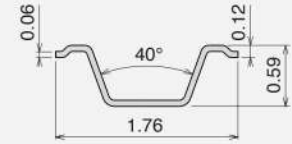


Z-	PD (in)	S (in)	X (in)	Y (in)
10	6.47	2.92	5.35	3.37
12	7.73	3.55	5.35	3.99
13	8.36	3.86	5.35	4.31
16	10.25	4.81	5.35	5.26



# 389 Quick-link comb

Used with Stainless steel profile



Art-Nr.	Availability	Supply
38960C	Stock item	10 ft bars
38960	On request	20 ft bars

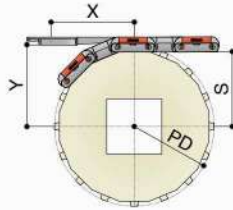
This profile has to be ordered separately.

## Type A

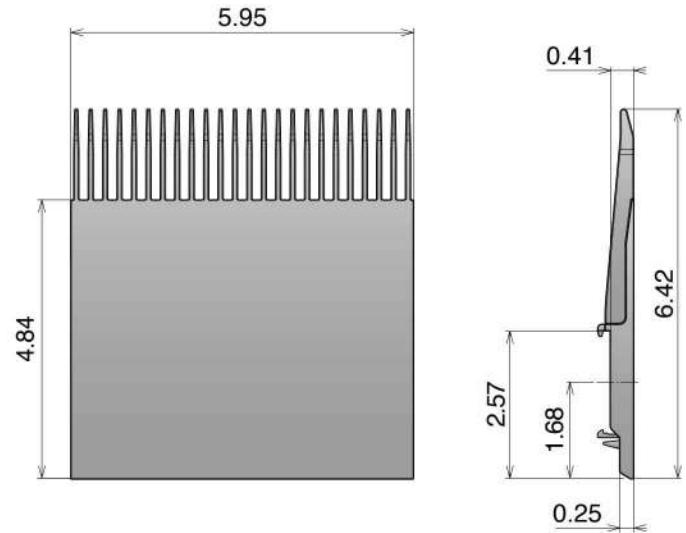
Part	Article-Nr.
389	38951

### Combs integration with sprockets

see table below for dimensions



Z-	PD (in)	S (in)	X (in)	Y (in)
10	6.47	2.92	4.80	2.86
12	7.73	3.55	4.80	3.49
13	8.36	3.86	4.80	3.80
16	10.25	4.81	4.80	4.75

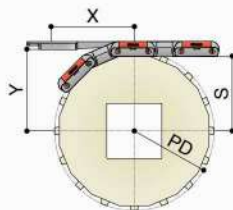


## Type B

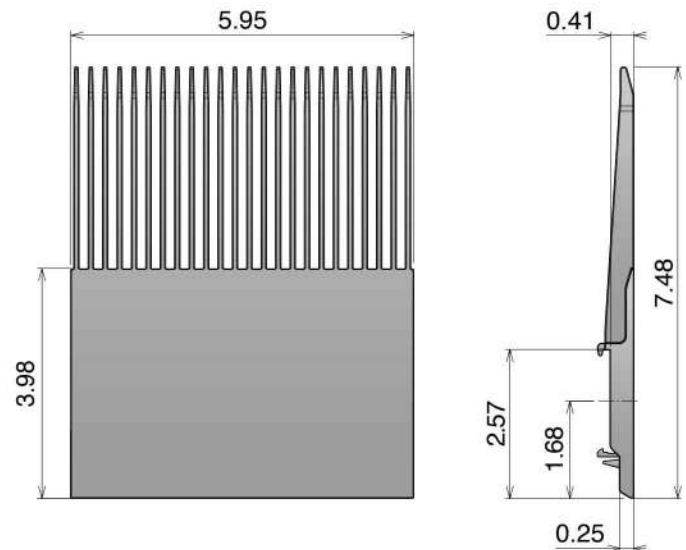
Part	Article-Nr.
389	38952

### Combs integration with sprockets

see table below for dimensions



Z-	PD (in)	S (in)	X (in)	Y (in)
10	6.47	2.92	4.33	2.86
12	7.73	3.55	4.49	3.49
13	8.36	3.86	4.57	3.80
16	10.25	4.81	4.80	4.75

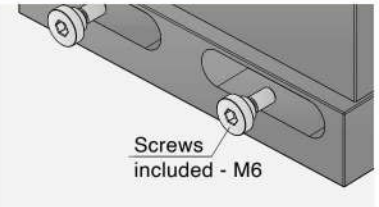


**Material:**  
Acetal resin  
Screw: Stainless steel

## 389 AT comb




Two screws included

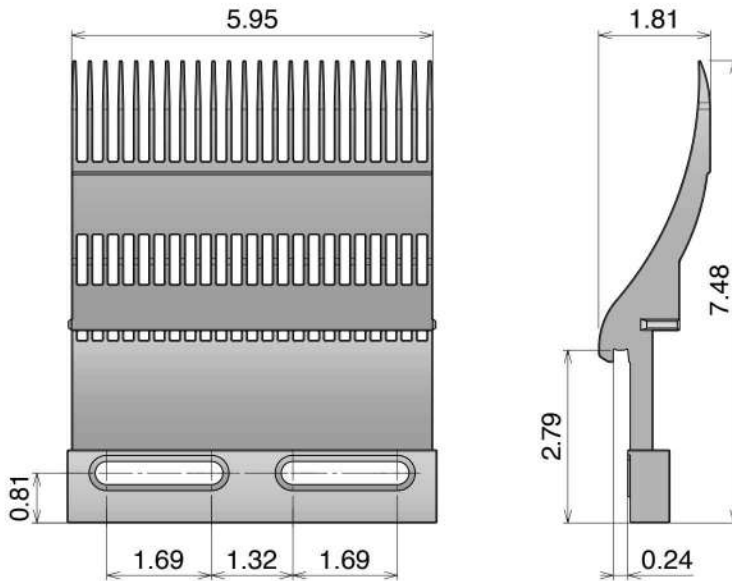


For assembly instructions refers to Movex engineering manual available on our website.

Used with U-profile Part. 111



BluLub® material recommended



Art-Nr.	Availability	Supply
<b>11101BC</b>	Stock item	10 ft bars
<b>11101B</b>	On request	20 ft bars
<b>11101B-30</b>	On request	100 ft coils

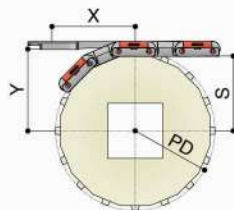
This profile has to be ordered separately. Other materials available on conveyor components catalog.

## AT comb

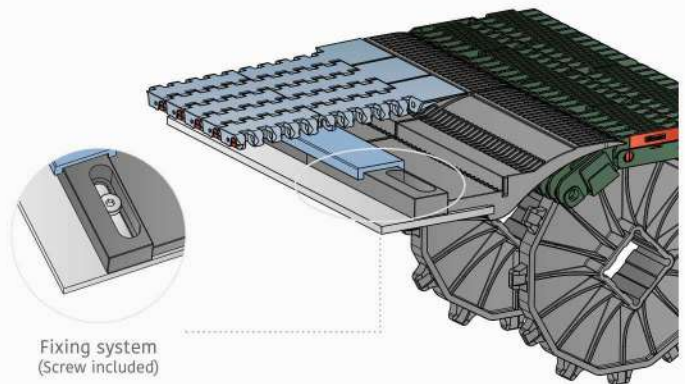
Part	Article-Nr.
389	<b>38971</b>

### Combs integration with sprockets

see table below for dimensions



Z-	PD (in)	S (in)	X (in)	Y (in)
10	6.47	2.92	6.55	2,53
12	7.73	3.55	6.59	3.15
13	8.36	3.86	6.63	3.47
16	10.25	4.81	6.67	4.42



# ZER<sup>520</sup>CONTACT



SIDE FLEX MODULAR BELT



**ZERO CONTACT**  
**ZERO CONTACT PRO**

## ZERO CONTACT

Side Flex Modular Belt Zero Contact™, H=10,1 M=200



**SAMPLE BOX**  
Art.-Nr. **599999925A**

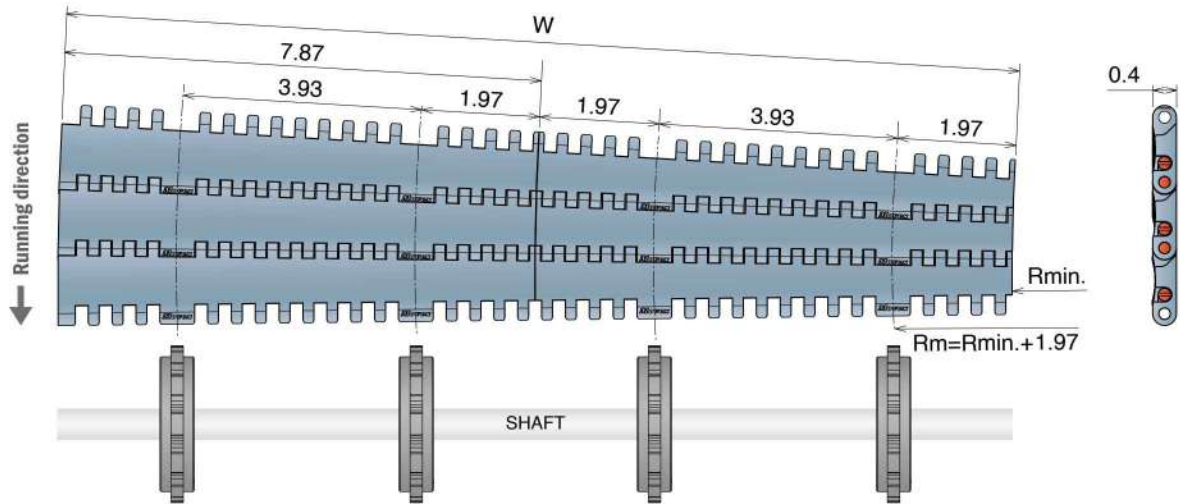
\* Material

<b>LFA - Code 01</b> Low friction Acetal	<b>LFB - Code 23</b> Low friction Acetal
---------------------------------------------	---------------------------------------------

<b>Max w. load:</b> 925 lbs/ft	<b>Max w. load:</b> 925 lbs/ft
<b>Weight:</b> 1.89 lbs/ft <sup>2</sup>	<b>Weight:</b> 1.89 lbs/ft <sup>2</sup>
<b>Temp. range dry:</b> -40+176°F	<b>Temp. range dry:</b> -40+176°F
<b>Temp. range wet:</b> -40+149°F	<b>Temp. range wet:</b> -40+149°F
<b>Pin material:</b> PBT white	<b>Pin material:</b> POM grey

### Features

**Inner radius:** 23.62 in + 78.74 in  
**Belt width:** 7.87 in + 63.00 in  
**Angle:** 90° and 180° (different on request)  
**Row to row angle:** 1,33°  
**Pin material:** Ø0.18 in, PBT White  
**Open Area:** 0%



**Movex® Zero Contact™** modular fixed radius curve belt is the best choice for all type of transportation, for beverage, food and logistic industries, thanks to its versatility.

It offers high performances, reducing the coefficient of friction between product and running belt surface and improves the efficiency of the line, by minimizing downtimes.

A wide range of radii and widths helps finding the right solution for every product dimension and transportation condition, from light packages to heavier ones.

Installation and maintenance have never been so easy, so far.



- The belt is compliant to: • Regulation: D.P.R. 777 - 23 August 1982 e D.L. 108 - 25 January 1992; • UNI EN 1186 1+15:2003  
 • D.M. 34 del 21.3.73 S.O. GU n° 104 - 20/04/73 and following updates • Regulation (EU) n. 10/2011, GUUE L 12 del 15/01/2011 and following updates.  
 • Regulations (CE) n. 1935/2004 GUCE L 338 del 13/11/04 and n. 1895/2005 GUCE L 302 - 19/11/2005.

**Low friction**

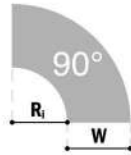
**Minimized maintenance**

**Easy pin removal**

Continue >>

## ZERO CONTACT

SIDE FLEX MODULAR BELT



### Side Flex Modular Belt Zero Contact™ 90° | Length of the belt 150 Modules

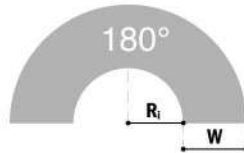
Belt Width	R, 23.60	R, 31.50	R, 39.40	R, 47.20	R, 55.10	R, 63.00	R, 70.80	R, 78.70	Material
7.90	5451010201A	5451010202A	5451010203A	5451010204A	5451010205A	5451010206A	5451010207A	5451010208A	LFA
15.70	5451010401A	5451010402A	5451010403A	5451010404A	5451010405A	5451010406A	5451010407A	-	
23.60	5451010601A	5451010602A	5451010603A	5451010604A	5451010605A	5451010606A	-	-	
31.50	5451010801A	5451010802A	5451010803A	5451010804A	5451010805A	-	-	-	
39.40	5451011001A	5451011002A	5451011003A	5451011004A	-	-	-	-	
47.20	5451011201A	5451011202A	5451011203A	-	-	-	-	-	
55.10	5451011401A	5451011402A	-	-	-	-	-	-	
63.00	5451011601A	-	-	-	-	-	-	-	

### Side Flex Modular Belt Zero Contact™ 90° | Length of the belt 150 Modules

Belt Width	R, 23.60	R, 31.50	R, 39.40	R, 47.20	R, 55.10	R, 63.00	R, 70.80	R, 78.70	Material
7.90	5451230201A	5451230202A	5451230203A	5451230204A	5451230205A	5451230206A	5451230207A	5451230208A	LFB
15.70	5451230401A	5451230402A	5451230403A	5451230404A	5451230405A	5451230406A	5451230407A	-	
23.60	5451230601A	5451230602A	5451230603A	5451230604A	5451230605A	5451230606A	-	-	
31.50	5451230801A	5451230802A	5451230803A	5451230804A	5451230805A	-	-	-	
39.40	5451231001A	5451231002A	5451231003A	5451231004A	-	-	-	-	
47.20	5451231201A	5451231202A	5451231203A	-	-	-	-	-	
55.10	5451231401A	5451231402A	-	-	-	-	-	-	
63.00	5451231601A	-	-	-	-	-	-	-	

## ZERO CONTACT

SIDE FLEX MODULAR BELT



### Side Flex Modular Belt Zero Contact™ 180° | Length of the belt 285 Modules

Belt Width	R, 23.60	R, 31.50	R, 39.40	R, 47.20	R, 55.10	R, 63.00	R, 70.80	R, 78.70	Material
7.90	5452010201A	5452010202A	5452010203A	5452010204A	5452010205A	5452010206A	5452010207A	5452010208A	LFA
15.70	5452010401A	5452010402A	5452010403A	5452010404A	5452010405A	5452010406A	5452010407A	-	
23.60	5452010601A	5452010602A	5452010603A	5452010604A	5452010605A	5452010606A	-	-	
31.50	5452010801A	5452010802A	5452010803A	5452010804A	5452010805A	-	-	-	
39.40	5452011001A	5452011002A	5452011003A	5452011004A	-	-	-	-	
47.20	5452011201A	5452011202A	5452011203A	-	-	-	-	-	
55.10	5452011401A	5452011402A	-	-	-	-	-	-	
63.00	5452011601A	-	-	-	-	-	-	-	

### Side Flex Modular Belt Zero Contact™ 180° | Length of the belt 285 Modules

Belt Width	R, 23.60	R, 31.50	R, 39.40	R, 47.20	R, 55.10	R, 63.00	R, 70.80	R, 78.70	Material
7.90	5452230201A	5452230202A	5452230203A	5452230204A	5452230205A	5452230206A	5452230207A	5452230208A	LFB
15.70	5452230401A	5452230402A	5452230403A	5452230404A	5452230405A	5452230406A	5452230407A	-	
23.60	5452230601A	5452230602A	5452230603A	5452230604A	5452230605A	5452230606A	-	-	
31.50	5452230801A	5452230802A	5452230803A	5452230804A	5452230805A	-	-	-	
39.40	5452231001A	5452231002A	5452231003A	5452231004A	-	-	-	-	
47.20	5452231201A	5452231202A	5452231203A	-	-	-	-	-	
55.10	5452231401A	5452231402A	-	-	-	-	-	-	
63.00	5452231601A	-	-	-	-	-	-	-	


# ZERO CONTACT PRO

Modular belts

Imperial Size

## ZERO CONTACT PRO

Side Flex Modular Belt Zero Contact PRO, H=0.35"



**SAMPLE BOX**  
Art.-Nr. **599999925A**

**Material**

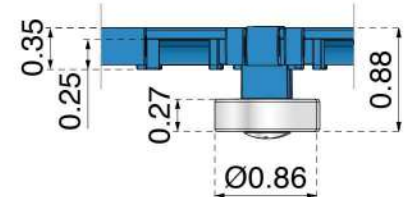
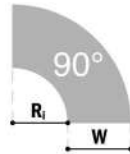
**PA - Code 28**  
Glass fiber reinforced

Max w. load: 1302 lbs/ft  
Weight: 1.89 lbs/ft<sup>2</sup>  
Temp. range dry: -22+212°F  
Temp. range wet: N.R.  
Pin: Stainless steel

### Features

Inner radius: 23.10 in + 60.70 in  
Belt width: 9.80 in + 40.70 in  
Angle: 90° and 180° (different on request)  
Row to row angle: 1°  
Pin: Ø0.15 in, material 1.4301  
Open Area: 0%

**ZERO CONTACT**  
SIDE FLEX MODULAR BELT



### Side Flex Modular Belt Zero Contact PRO™ 90° | Without bearings | Length of the belt 200 modules

Order code	R <sub>i</sub> - in	W - in	Order code	R <sub>i</sub> - in	W - in	Order code	R <sub>i</sub> - in	W - in
5461280439A-M	23.10	17.30	5462281034A-M	29.80	40.70	5464280504A-M	43.90	19.80
5461280524A-M	23.10	20.60	5463280269A-M	39.80	10.60	5465280419A-M	47.30	16.50
5461280864A-M	23.10	34.00	5463280439A-M	39.80	17.30	5466280249A-M	50.60	9.80
5461281034A-M	23.10	40.70	5463280524A-M	39.80	20.60	5465280504A-M	50.60	19.80
5462280269A-M	29.80	10.60	5463280864A-M	39.80	34.00	5466280419A-M	57.30	16.50
5462280439A-M	29.80	17.30	5463281034A-M	39.80	40.70	5466280504A-M	60.70	19.80
5462280524A-M	29.80	20.60	5465280249A-M	40.60	9.80			
5462280864A-M	29.80	34.00	5464280419A-M	40.60	16.50			

### Side Flex Modular Belt Zero Contact PRO™ 90° | With bearings | Length of the belt 200 modules

Order code	R <sub>i</sub> - in	W - in	Order code	R <sub>i</sub> - in	W - in
5462280249A-M	40.60	9.80	5463280249A-M	50.60	9.80
5461280419A-M	40.60	16.50	5462280504A-M	50.60	19.80
5461280504A-M	43.90	19.80	5463280419A-M	57.30	16.50
5462280419A-M	47.30	16.50	5463280504A-M	60.70	19.80



### Side Flex Modular Belt Zero Contact PRO™ 90° | Two track combinations | Length of the belts 200 modules

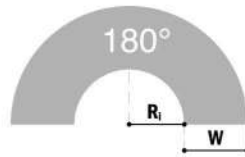
Track 1 - Order code	R <sub>i</sub> - in	W - in		Track 2 - Order code	R <sub>i</sub> - in	W - in	Total width
5462280269A-M	29.80	10.60	+	5462280249A-M	40.60	9.80	= 20.60
5463280269A-M	39.80	10.60	+	5463280249A-M	50.60	9.80	= 20.60
5461280439A-M	23.10	17.30	+	5461280419A-M	40.60	16.50	= 34.00
5462280439A-M	29.80	17.30	+	5462280419A-M	47.30	16.50	= 34.00
5463280439A-M	39.80	17.30	+	5463280419A-M	57.30	16.50	= 34.00
5461280524A-M	23.10	20.60	+	5461280504A-M	43.90	19.80	= 40.70
5462280524A-M	29.80	20.60	+	5462280504A-M	50.60	19.80	= 40.70
5463280524A-M	39.80	20.60	+	5463280504A-M	60.70	19.80	= 40.70

The gap between the belts is 0.24 in. | Track 1 belt is supplied without bearings. | Track 2 belt is supplied with bearings.

Continue >>

## ZERO CONTACT

SIDE FLEX MODULAR BELT



Imperial Size

### Side Flex Modular Belt Zero Contact PRO™ 180° | Without bearings | Length of the belt 380 modules

Order code	R <sub>i</sub> - in	W - in	Order code	R <sub>i</sub> - in	W - in	Order code	R <sub>i</sub> - in	W - in
5461280439B-M	23.10	17.30	5462281034B-M	29.80	40.70	5464280504B-M	43.90	19.80
5461280524B-M	23.10	20.60	5463280269B-M	39.80	10.60	5465280419B-M	47.30	16.50
5461280864B-M	23.10	34.00	5463280439B-M	39.80	17.30	5466280249B-M	50.60	9.80
5461281034B-M	23.10	40.70	5463280524B-M	39.80	20.60	5465280504B-M	50.60	19.80
5462280269B-M	29.80	10.60	5463280864B-M	39.80	34.00	5466280419B-M	57.30	16.50
5462280439B-M	29.80	17.30	5463281034B-M	39.80	40.70	5466280504B-M	60.70	19.80
5462280524B-M	29.80	20.60	5465280249B-M	40.60	9.80			
5462280864B-M	29.80	34.00	5464280419B-M	40.60	16.50			

### Side Flex Modular Belt Zero Contact PRO™ 180° | With bearings | Length of the belt 380 modules

Order code	R <sub>i</sub> - in	W - in	Order code	R <sub>i</sub> - in	W - in
5462280249B-M	40.60	9.80	5463280249B-M	50.60	9.80
5461280419B-M	40.60	16.50	5462280504B-M	50.60	19.80
5461280504B-M	43.90	19.80	5463280419B-M	57.30	16.50
5462280419B-M	47.30	16.50	5463280504B-M	60.70	19.80



### Side Flex Modular Belt Zero Contact PRO™ 180° | Two track combinations | Length of the belts 380 modules

Track 1 - Order code	R <sub>i</sub> - in	W - in		Track 2 - Order code	R <sub>i</sub> - in	W - in	Total width
5462280269B-M	29.80	10.60	+	5462280249B-M	40.60	9.80	= 20.60
5463280269B-M	39.80	10.60	+	5463280249B-M	50.60	9.80	= 20.60
5461280439B-M	23.10	17.30	+	5461280419B-M	40.60	16.50	= 34.00
5462280439B-M	29.80	17.30	+	5462280419B-M	47.30	16.50	= 34.00
5463280439B-M	39.80	17.30	+	5463280419B-M	57.30	16.50	= 34.00
5461280524B-M	23.10	20.60	+	5461280504B-M	43.90	19.80	= 40.70
5462280524B-M	29.80	20.60	+	5462280504B-M	50.60	19.80	= 40.70
5463280524B-M	39.80	20.60	+	5463280504B-M	60.70	19.80	= 40.70

The gap between the belts is 0.24 in. | Track 1 belt is supplied without bearings. | Track 2 belt is supplied with bearings.

The innovative design of **Movex® Zero Contact™ PRO** is recommended for high speed, heavy loads and transportation of abrasive substances, like sand, salt, sugar, and many other applications.

The stainless steel pins guarantee a higher working load and due to the new pin retention with grub screw, the assembly of this belt is 100% secure.

The robust structure of **Zero Contact™ PRO** can be summarized in minimal maintenance, long life expectation and high reliability.

**Zero Contact™ PRO** is a versatile belt, allowing a wider range of available widths and radii. Find out also our “two-tracks” version.



**Extreme speed**

**Heavy duty**


**High abrasion resistance**

# 260/261 Series

# 260/261

Pitch 1.00" (25,4 mm)

H= 0.34" (8,7 mm) / 0.50" (12,7 mm)



Metric Size

260 M FT  
260 M FG  
260 TAB

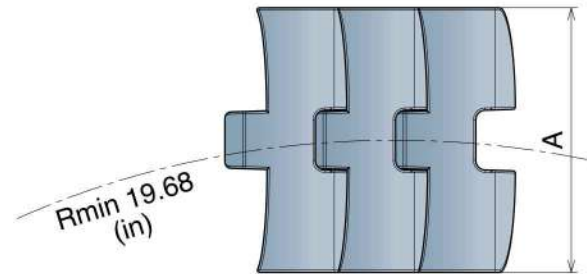
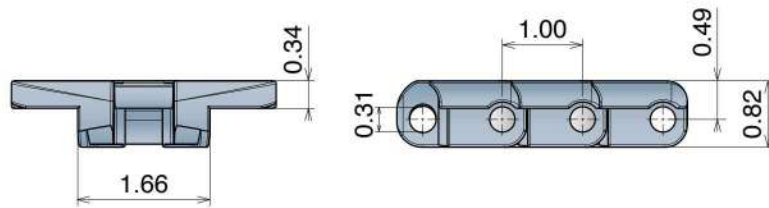
261 M FT  
261 TAB

**Movex**<sup>®</sup>

260 M FT Sideflexing belt/chain

Pins: Ferritic SS | Backflex radius min.: 9.5 in

1.00 in  
PITCH



Advantages:

- Heavy duty
- 20% Reduced gap link
- 95% Closed surface

SAMPLE BOX

Art.-Nr. 999800

10 feet

120 links

pg. 249-250

pg. 263->272

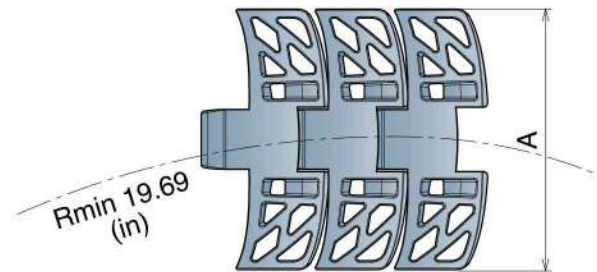
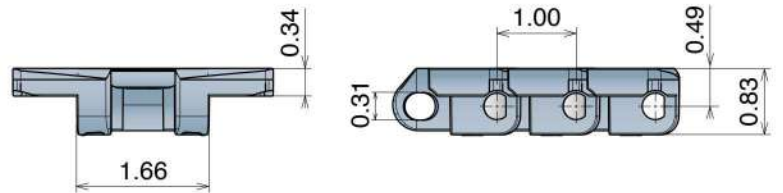

Article-Nr.	Ref.	A (Plate Width) in	Weight lbs/ft	Max working load (lbs)	Sideflex radius in	Material
11510103	LFA 260 M FT K330	3.30	1.20	450	19.68	LFA
11510105	LFA 260 M FT K450	4.50	1.55			
11510303	MX 260 M FT K330	3.30	1.20	360	19.68	MX
11510305	MX 260 M FT K450	4.50	1.55			
11513003	PFX 260 M FT K330	3.30	1.11	360	19.68	PFX
11513005	PFX 260 M FT K450	4.50	1.48			
11511603	DKM 260 M FT K330	3.30	1.20	450	19.68	DKM
11511605	DKM 260 M FT K450	4.50	1.55			
11512303	LFA 260 M FT K330	3.30	1.20	450	19.68	LFB
11512305	LFA 260 M FT K450	4.50	1.55			

## 260 M FG *Sideflexing belt/chain*

Pins: Ferritic SS | Backflex radius min.: 9.5 in

**1.00 in**  
PITCH

Metric Size



10 feet  
 120 links  
 pg. 249-250  
 pg. 263->272

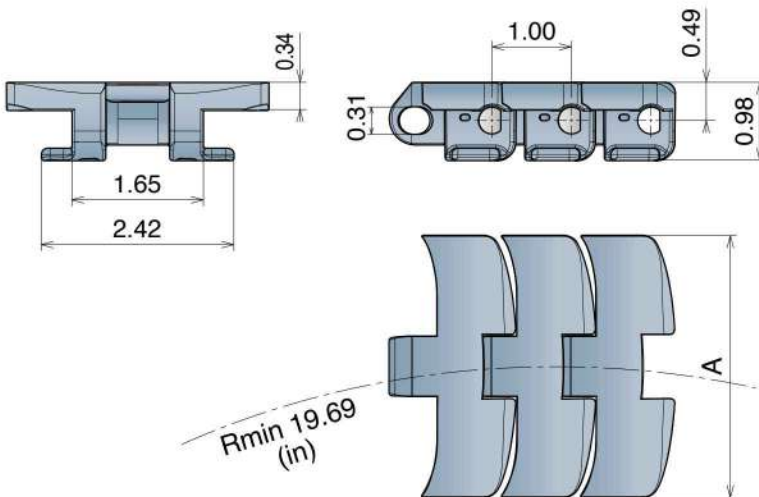
Article-Nr.	Ref.	A (Plate Width) in	Weight lbs/ft	Max working load (lbs)	Sideflex radius in	Material
11540103	LFA 260 M FG K330	3.30	1.09	450	19.68	LFA
11540105	LFA 260 M FG K450	4.50	1.43			
11540303	MX 260 M FG K330	3.30	1.09	360	19.68	MX
11540305	MX 260 M FG K450	4.50	1.43			
11543003	PFX 260 M FG K330	3.30	1.09	360	19.68	PFX
11543005	PFX 260 M FG K450	4.50	1.43			
11542303	LFB 260 M FG K330	3.30	1.09	450	19.68	LFB
11542305	LFB 260 M FG K450	4.50	1.43			

## 260 TAB *Sideflexing belt/chain*

Pins: Ferritic SS | Backflex radius min.: 9.5 in

**1.00 in**  
PITCH

Metric Size



10 feet  
 120 links  
 pg. 249-250  
 pg. 263->272

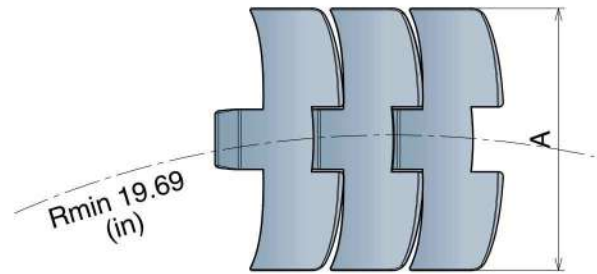
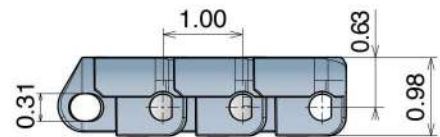
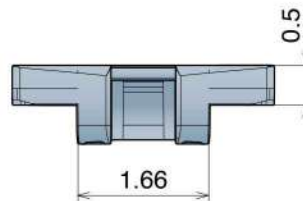
Article-Nr.	Ref.	A (Plate Width) in	Weight lbs/in	Max working load (lbs)	Sideflex radius in	Material
11520103	LFA 260 TAB K330	3.30	1.24	450	19.68	LFA
11520105	LFA 260 TAB K450	4.50	1.34			
11520303	MX 260 TAB K330	3.30	1.24	360	19.68	MX
11520305	MX 260 TAB K450	4.50	1.34			
11523003	PFX 260 TAB K330	3.30	1.20	360	19.68	PFX
11523005	PFX 260 TAB K450	4.50	1.34			
11521603	DKM 260 TAB K330	3.30	1.24	450	19.68	DKM
11521605	DKM 260 TAB K450	4.50	1.34			
11522303	LFB 260 TAB K330	3.30	1.24	450	19.68	LFB
11522305	LFB 260 TAB K450	4.50	1.34			

## 261 M FT Sideflexing belt/chain

Pins: Ferritic SS | Backflex radius min.: 9.5 in

**1.00 in**  
PITCH

Metric Size



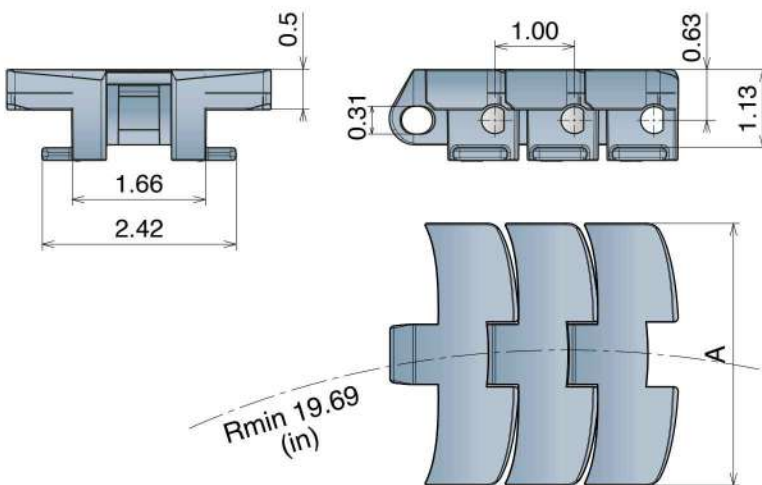
Article-Nr.	Ref.	A (Plate Width) in	Weight lbs/ft	Max working load (lbs)	Sideflex radius in	Material
11530103	LFA 261 M FT K330	3.30	1.34	450	19.68	LFA
11530105	LFA 261 M FT K450	4.50	1.69			
11530303	MX 261 M FT K330	3.30	1.34	360	19.68	MX
11530305	MX 261 M FT K450	4.50	1.69			
11533003	PFX 261 M FT K330	3.30	1.34	360	19.68	PFX
11533005	PFX 261 M FT K450	4.50	1.69			
11531603	DKM 261 M FT K330	3.30	1.34	450	19.68	DKM
11531605	DKM 261 M FT K450	4.50	1.69			
11531703	MWX 261 M FT K330	3.30	1.45	450	19.68	MWX
11531705	MWX 261 M FT K450	4.50	1.81			

## 261 TAB *Sideflexing belt/chain*

Pins: Ferritic SS | Backflex radius min.: 9.5 in

**1.00 in**  
PITCH

Metric Size





10 feet  
 120 links  
 pg. 249-250  
 pg. 263->272

Article-Nr.	Ref.	A (Plate Width) in	Weight lbs/ft	Max working load (lbs)	Sideflex radius in	Material
11900103	LFA 261 TAB K330	3.30	1.34	450	19.68	LFA
11900105	LFA 261 TAB K450	4.50	1.69			
11900303	MX 261 TAB K330	3.30	1.34	360	19.68	MX
11900305	MX 261 TAB K450	4.50	1.69			
11903003	PFX 261 TAB K330	3.30	1.34	360	19.68	PFX
11903005	PFX 261 TAB K450	4.50	1.69			
11901603	DKM 261 TAB K330	3.30	1.34	450	19.68	DKM
11901605	DKM 261 TAB K450	4.50	1.69			
11901703	MWX 261 TAB K330	3.30	1.45	450	19.68	MWX
11901705	MWX 261 TAB K450	4.50	1.81			

## NoseBars

RANGE EXTENSION

Movex NoseBars improve the efficiency of your production line.



Small products are becoming a challenge when they have to be transferred from head-to-tail, especially when they don't have a flat base like cans and petaloid bottles.

This is becoming even more critical when the line capacity is pushed to the limit and speeds or operating hours could compromise the required efficiency.

**Movex NoseBars are the best solution for a combination of short transfer and high performance.**

Moreover, they will let your line:

- Running with limited maintenance
- Exceeding in performances
- Achieving high speeds and loads

Paying specific attention during the development as well as during the automated production, together with our constant quality control checks, we have reached these features which can be reflected to all Movex products.

Movex NoseBars are suitable for all applications and conditions. Made from super-performance **BluLub®**, for a reduced coefficient of friction, the smallest gaps are reached between the belts to assure a smooth and precise transfer.

Movex NoseBars are available in three different versions: standard, with rollers and with bearings. Specific the executions with rollers and bearings are ideal for high speed and/or high load applications.

Less friction, longer lifetime, less belt elongation and less maintenance are facts which makes the Movex NoseBars reliable and long-lasting products.

Find out the best combination for your application with our modular belts and NoseBars in the selection chart at page 220.

### **Blulub®**

*Do you know what it is?*

All Movex NoseBars are made with a compound developed by Movex, the **Blulub®**, a special high-performance material which contains the latest generation of solid lubricants.

The use of products made in **Blulub®** is designed for applications with limited lubrication, higher speeds and/or higher loads.

**Blulub®** requires less energy and with its lower coefficient of friction, improves the product stability and wear life of modular belts.

### **One piece**

**Custom made NoseBar, supplied in a single piece.**


**One piece** is the patented system from Movex that reduces the required conveyor maintenance time drastically.

**One piece** is very quick to install and easy to clean!

**PATENTED**



More info at page 230 > 232



## Three different options, fully interchangeable:



### Standard

GENERAL APPLICATIONS

Static NoseBars with unique properties due the special Movex *BluLub®* compound are the ideal choice for any type of application, help improving the line efficiency, reducing dust and the frequency of maintenance.

- Available diameters: 0.24 / 0.75 / 0.87 in
- Available also with grooves for positioners
- Can be machined to width, according your needs



### with Bearings

HIGH-SPEED APPLICATIONS

Dynamic NoseBars with Bearings help improving the line efficiency and grant a longer life compared to traditional ones, minimizing the coefficient of friction and generating less wear. The rotating chrome steel bearings create an improved situation specific for high-speed applications.

- Available diameters: 0.75 / 0.87 in
- Available also with grooves for positioners
- Can be machined to width, according your needs



### with Rollers

HIGH-LOAD APPLICATIONS

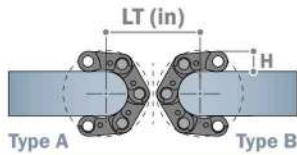
Dynamic NoseBars with Rollers and bearings are long-lasting component that increase the efficiency of the processing line. Thanks to its sturdy stainless steel rollers, they are also the ideal choice for heavy load applications or high abrasive working conditions like dusts, liquids, etc.

- Available diameter: 0.75 in
- Available also with grooves for positioners (only for 521 FT)
- Can be machined to width, according your needs

## NoseBar selection and Transfer lengths

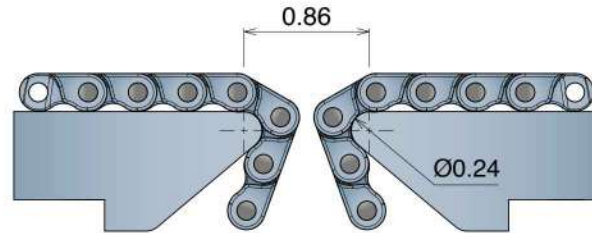
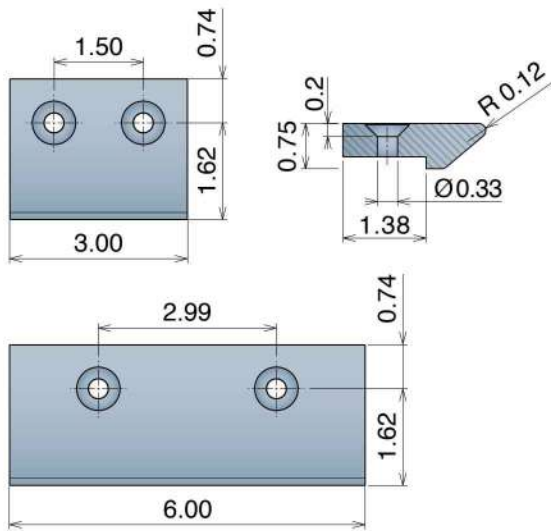
Movex modular belts				Belt Pitch (in)	Nosebar Ø (in)	STANDARD	WITH BEARINGS	WITH ROLLERS					
<b>510 FT</b>				0.31	0.24	Page 221	NOT APPLICABLE	NOT APPLICABLE					
<b>520 FT</b>	<b>520 HD FT</b>	<b>520 FTT</b>	<b>520 FG</b>	0.5	0.75	Page 221	Page 225	Page 228					
<b>520 GT</b>	<b>520 LBP</b>	<b>520 PRO LBP</b>	<b>520 M</b>										
<b>521 FT</b>									0.5	0.75	Page 222	Page 225	Page 228
<b>522 HD FT</b>	<b>522 HD OTB</b>								0.5	0.75	Page 222	Page 226	Page 229
<b>525 HD FT</b>	<b>525 FTT</b>	<b>525 HD FG</b>	<b>525 HD GT</b>	0.59	0.75	Page 221	Page 225	Page 228					
<b>530 FT</b>	<b>530 FTT</b>	<b>530 GT</b>		0.59	0.75	Page 223	Page 226	Page 229					
<b>530 LBP</b>				0.59	0.75	Page 223	Page 227	NOT APPLICABLE					
<b>530 PRO LBP</b>				0.59	0.75	Page 224	Page 227	NOT APPLICABLE					

Standard and with bearings NoseBars are also available with a diameter of 0.87 in, contact your sales representative for more info.



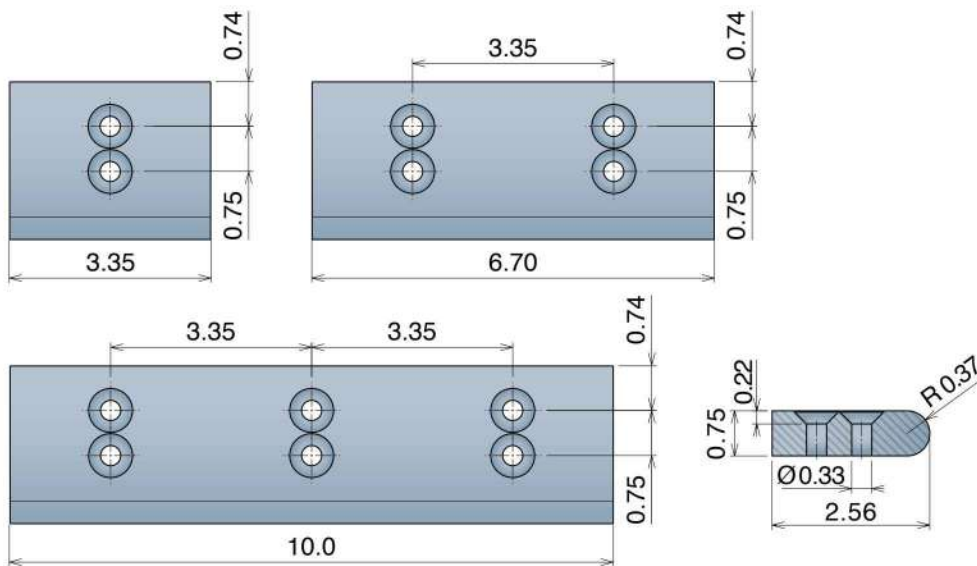
		Modular belt - Type B													
		510 FT	520 HD FT	520 FG	521 FT	522 HD FT	525 HD FT	525 HD FG	530 FT	520 GT	525 HD GT	530 LBP	530 PRO LBP	520 PRO LBP	520 LBP
Modular belt - Type A	<b>510 FT - H 0.24in</b>	0.87	1.22	1.22	1.22	1.22	1.22	1.22	1.22	1.30	1.30	1.32	1.32	1.51	1.63
	<b>520 HD FT - H 0.34in</b>	1.22	1.57	1.57	1.57	1.57	1.57	1.57	1.57	1.65	1.65	1.69	1.69	1.89	2.00
	<b>520 FG - H 0.34in</b>	1.22	1.57	1.57	1.57	1.57	1.57	1.57	1.57	1.65	1.65	1.69	1.69	1.89	2.00
	<b>521 FT - H 0.34in</b>	1.22	1.57	1.57	1.57	1.57	1.57	1.57	1.57	1.65	1.65	1.69	1.69	1.89	2.00
	<b>522 HD FT - H 0.34in</b>	1.22	1.57	1.57	1.57	1.57	1.57	1.57	1.57	1.65	1.65	1.69	1.69	1.89	2.00
	<b>525 HD FT - H 0.34in</b>	1.22	1.57	1.57	1.57	1.57	1.57	1.57	1.57	1.65	1.65	1.69	1.69	1.89	2.00
	<b>525 HD FG - H 0.34in</b>	1.22	1.57	1.57	1.57	1.57	1.57	1.57	1.57	1.65	1.65	1.69	1.69	1.89	2.00
	<b>530 FT - H 0.34in</b>	1.22	1.57	1.57	1.57	1.57	1.57	1.57	1.57	1.65	1.65	1.69	1.69	1.89	2.00
	<b>520 GT - H 0.42in</b>	1.30	1.65	1.65	1.65	1.65	1.65	1.65	1.65	1.73	1.73	1.77	1.77	2.00	2.09
	<b>525 HD GT - H 0.42in</b>	1.30	1.65	1.65	1.65	1.65	1.65	1.65	1.65	1.73	1.73	1.77	1.77	2.00	2.09
	<b>530 LBP - H 0.48in</b>	1.32	1.69	1.69	1.69	1.69	1.69	1.69	1.69	45	1.77	1.77	1.77	2.00	2.09
	<b>530 PRO LBP - H 0.48in</b>	1.32	1.69	1.69	1.69	1.69	1.69	1.69	1.69	1.77	1.77	1.77	1.77	2.00	2.09
	<b>520 PRO LBP - H 0.71in</b>	1.51	1.89	1.89	1.89	1.89	1.89	1.89	1.89	2.00	2.00	2.00	2.00	2.16	2.28
	<b>520 LBP - H 0.81in</b>	1.63	2.00	2.00	2.00	2.00	2.00	2.00	2.00	2.09	2.09	2.09	2.09	2.28	2.40

## NoseBars for 510 Series



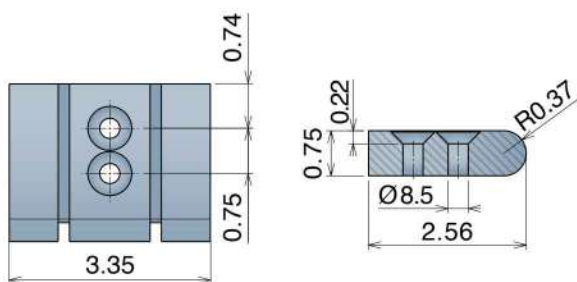
Article-Nr.	K (in)
22818	3.00
22819	6.00

## NoseBars for 520/525 Series



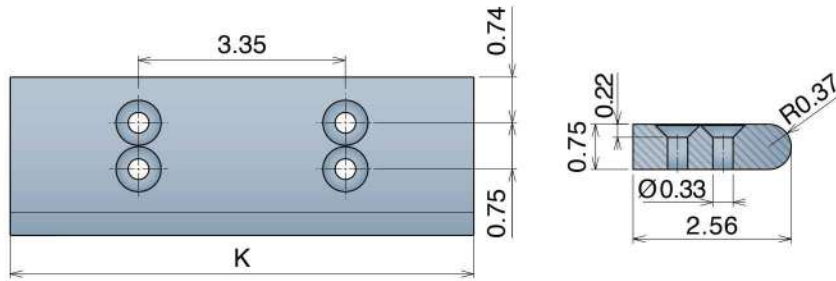
Article-Nr.	K (in)
22801	3.35
22802	6.70
22803	10.00

### Version B - With 1 Positioner | Version C - With 2 Positioners



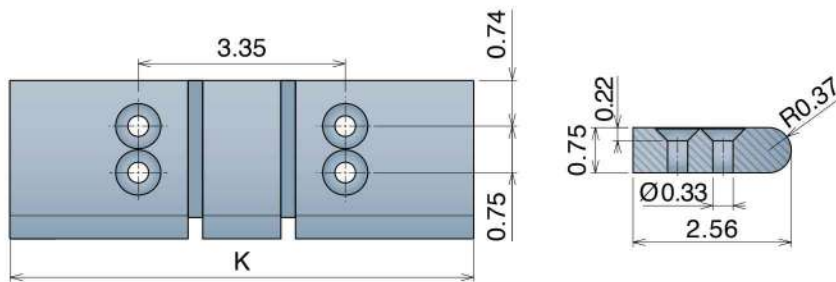
Article-Nr.	K (in)
22807	3.35

## NoseBars for 521 Series



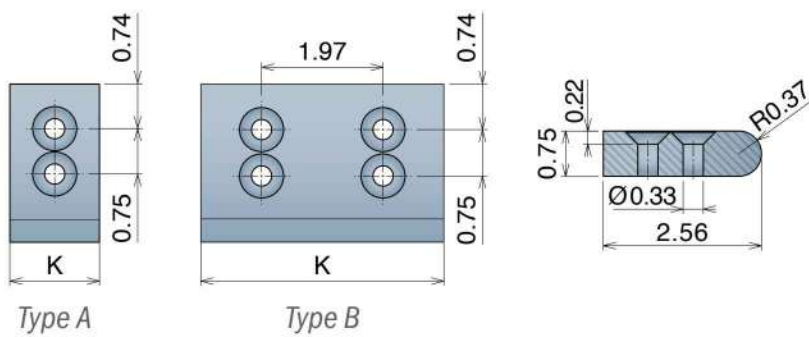
Article-Nr.	K (in)
22846	4.50
22840	7.50

### Version B - With 1 Positioner | Version C - With 2 Positioners



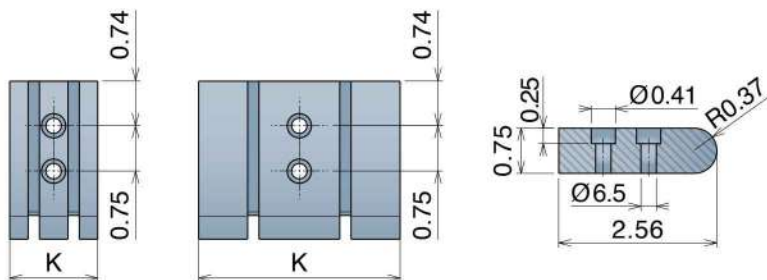
Article-Nr.	K (in)
22837	4.50
22843	7.50

## NoseBars for 522 HD Series



Article-Nr.	K (in)	Type
22820	1.14	A
22821	1.34	A
22822	1.46	A
22823	2.00	A
22808	3.00	A
22824	3.94	B

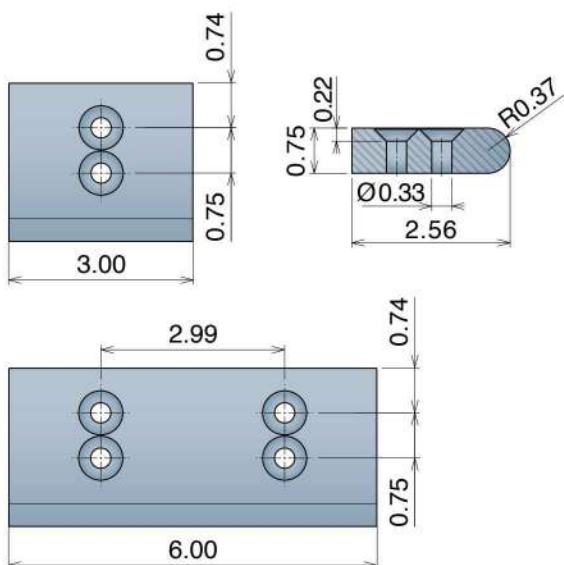
### Version B - With 1 Positioner | Version C - With 2 Positioners



Article-Nr.	K (in)
22820P	1.14
22821P	1.34
22822P	1.46
22823P	2.00
22808P	3.00

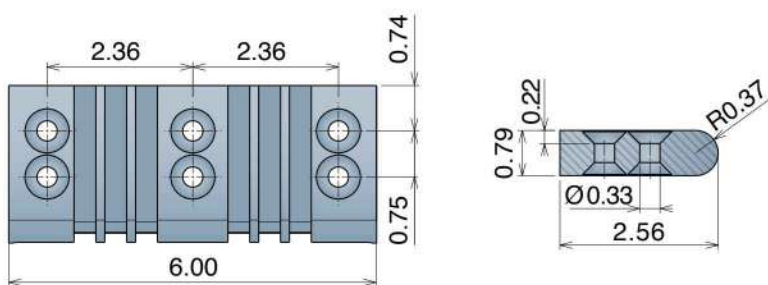
## NoseBars for 530 Series

(LBP version excluded)



Article-Nr.	K (in)
22808	3.00
22809	6.00

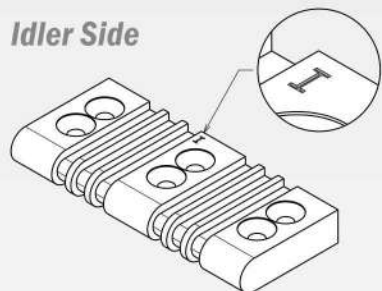
## NoseBar for 530 LBP



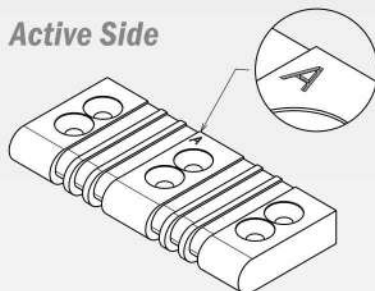
Article-Nr.	K (in)
22867	6.00

### How to use Movex 530 LBP double-face Nosebar

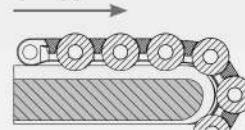
**Idler Side**



**Active Side**



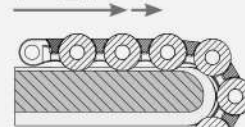
$V = X$



**Idler System (sectional view)**

The nosebar allows the belt rollers to remain raised above the surface, free to roll.

$V = 2X$



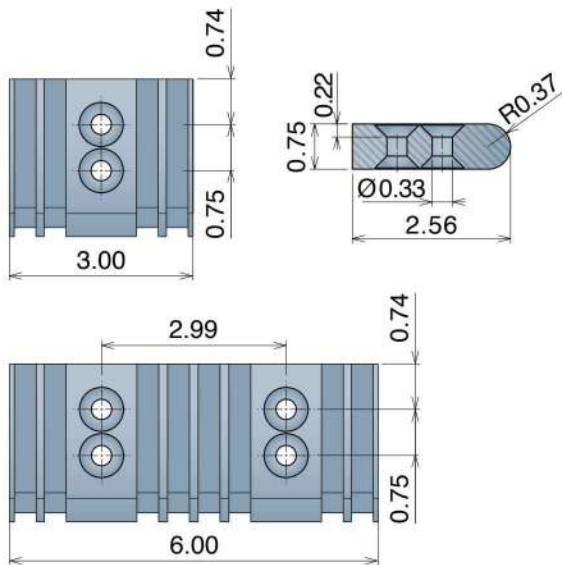
**Active System (sectional view)**

The nosebar allows the belt rollers to touch the surface, increasing the speed of the goods.

Movex 530 LBP Nosebars are special Nosebars, specific to optimize the characteristics of this particular belt. It can be installed in two different ways: **idler side** and **active side**, depending if you want to obtain the accumulation or acceleration effects of the goods. In both modalities the same Nosebar is used: it simply needs to be installed on one side rather than the other. One face of the Nosebar is set up for the accumulation function and the opposite one for the acceleration function.

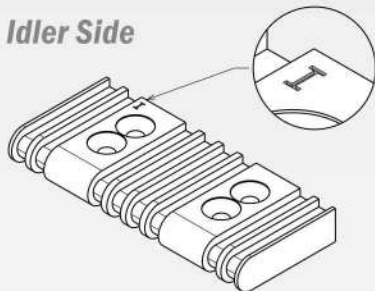
## NoseBar for 530 PRO LBP

Article-Nr.	K (In)
22865	3.00
22866	6.00

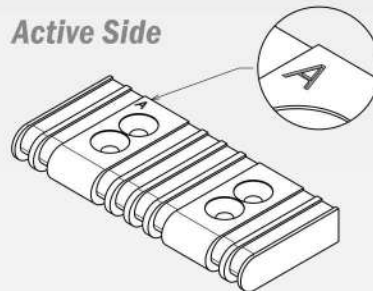


### How to use Movex 530 Pro LBP double-face Nosebar

**Idler Side**

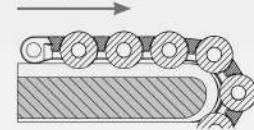


**Active Side**



**Movex 530 Pro LBP Nosebars are special Nosebars, specific to optimize the characteristics of this particular belt.** It can be installed in two different ways: **idler side** and **active side**, depending if you want to obtain the accumulation or acceleration effects of the goods. In both modalities the same Nosebar is used: it simply needs to be installed on one side rather than the other. One face of the Nosebar is set up for the accumulation function and the opposite one for the acceleration function.

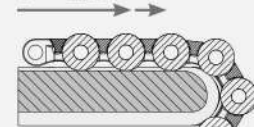
**V = X**



**Idler System (sectional view)**

The nosebar allows the belts rollers to remain raised above the surface, free to roll.

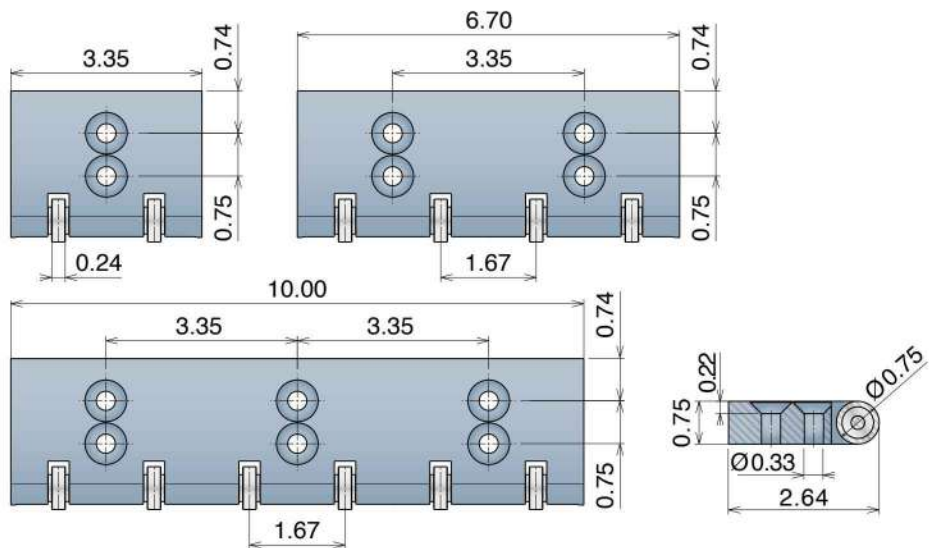
**V = 2X**



**Active System (sectional view)**

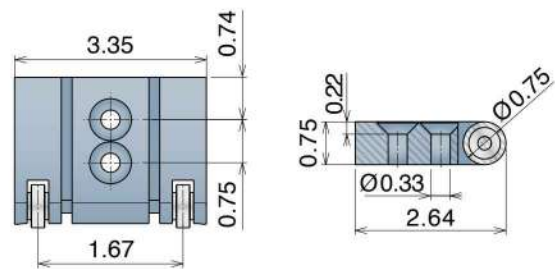
The nosebar allows the belt rollers to touch the surface, increasing the speed of the goods.

## NoseBars with Bearings for 520/525 Series



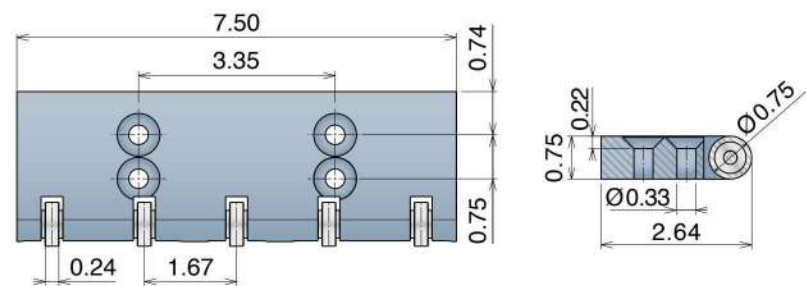
Article-Nr.	K (in)
22811	3.35
22812	6.70
22813	10.00

### Version B - With 1 Positioner | Version C - With 2 Positioners



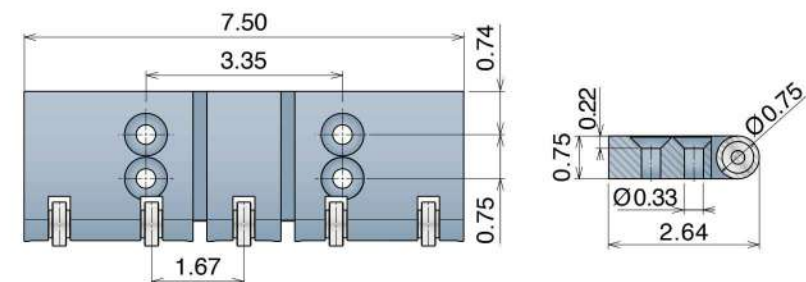
Article-Nr.	K (in)
22817	3.35

## NoseBars with Bearings for 521 Series



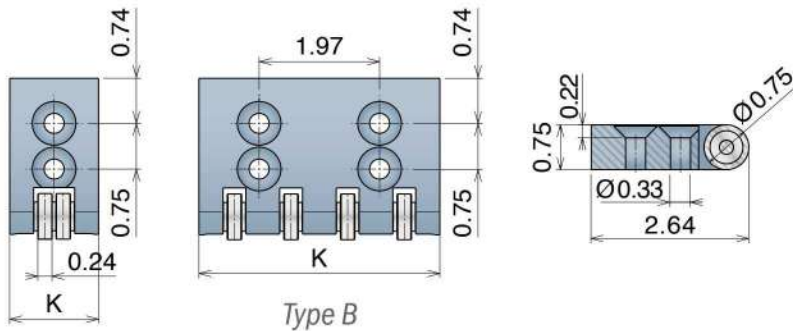
Article-Nr.	K (in)
22848C	4.50
22842C	7.50

### Version B - With 1 Positioner | Version C - With 2 Positioners



Article-Nr.	K (in)
22838C	4.50
22845C	7.50

## NoseBars with Bearings for 522 HD Series

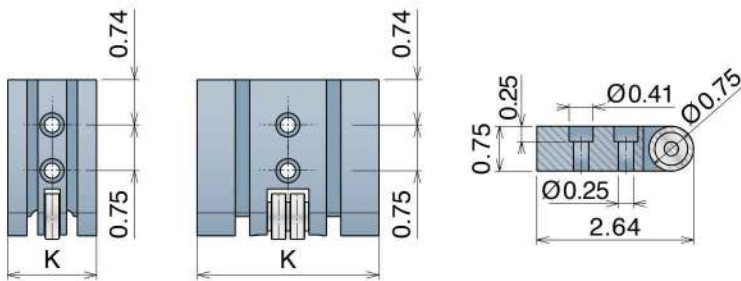


Type A

Type B

Article-Nr.	K (in)	Type
22850	1.14	A
22851	1.34	A
22852	1.46	A
22853	2.00	A
22861	3.00	A
22854	3.94	B

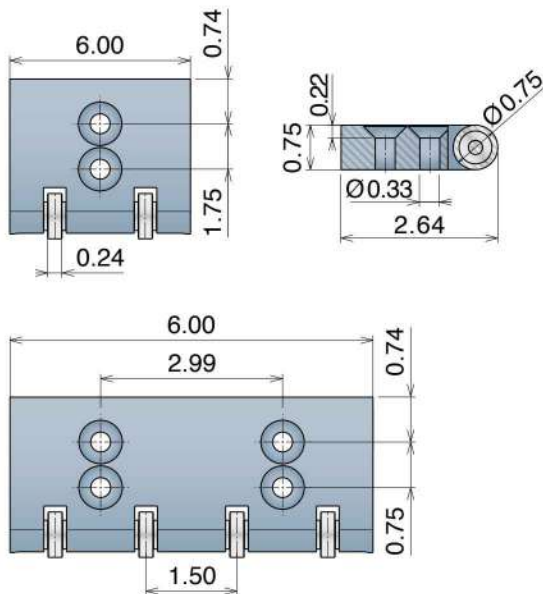
### Version B - With 1 Positioner | Version C - With 2 Positioners



Article-Nr.	K (in)
22850P	1.14
22851P	1.34
22852P	1.46
22853P	2.00
22861P	3.00

## NoseBars with Bearings for 530 Series

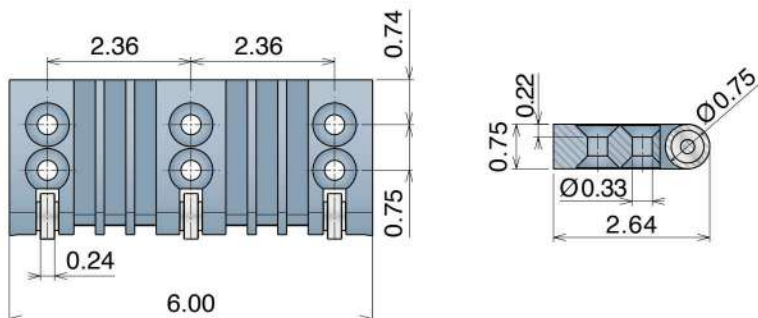
(LBP version excluded)



Article-Nr.	K (in)
22861	3.00
22862	6.00

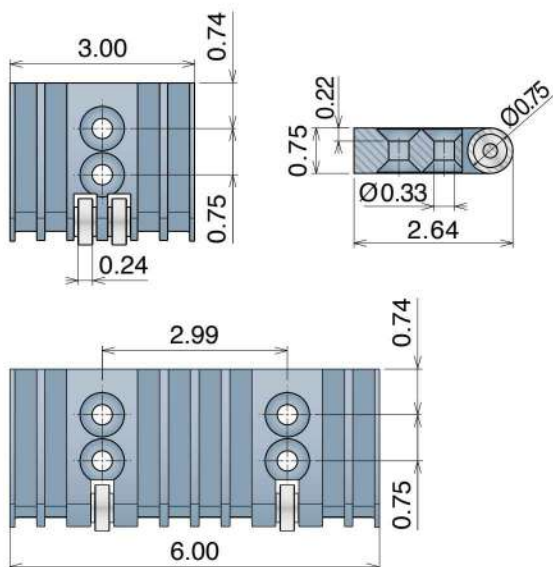
## NoseBar with Bearings for 530 LBP

Article-Nr.	K (in)
22868	6.00



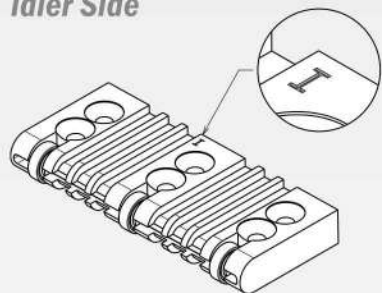
## NoseBars with Bearings for 530 PRO LBP

Article-Nr.	K (in)
22863	3.00
22864	6.00

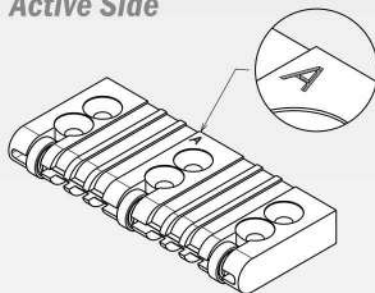


### How to use Movex 530 LBP and Pro LBP double-face Nosebar

*Idler Side*

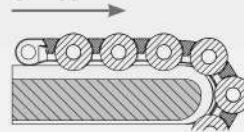


*Active Side*



Movex 530 LBP and Pro LBP Nosebars are special Nosebars, specific to optimize the characteristics of this particular belt. It can be installed in two different ways: **idler side** and **active side**, depending if you want to obtain the accumulation or acceleration effects of the goods. In both modalities the same Nosebar is used: it simply needs to be installed on one side rather than the other. One face of the Nosebar is set up for the accumulation function and the opposite one for the acceleration function.

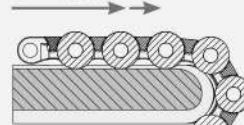
$V = X$



**Idler System (sectional view)**

The nosebar allows the belts rollers to remain raised above the surface, free to roll.

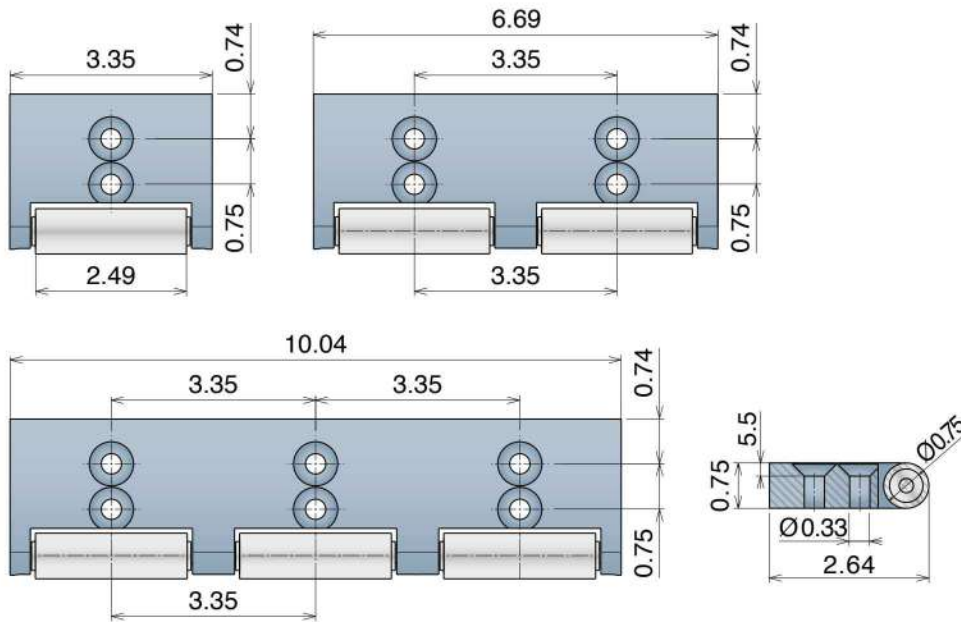
$V = 2X$



**Active System (sectional view)**

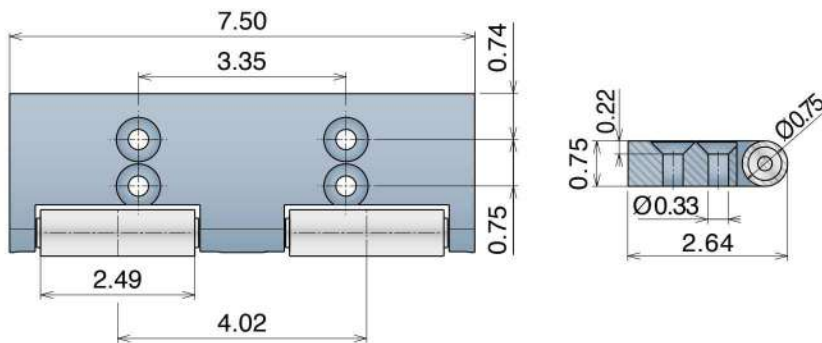
The nosebar allows the belt rollers to touch the surface, increasing the speed of the goods.

## NoseBars with Rollers for 520/525 HD Series



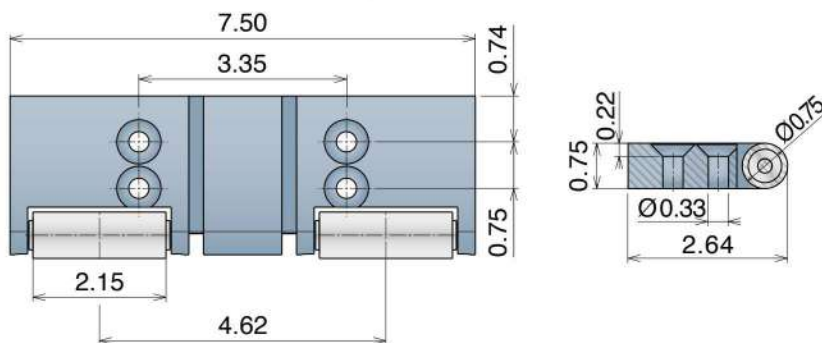
Article-Nr.	K (in)
22814	3.35
22815	6.70
22816	10.00

## NoseBars with Rollers for 521 Series



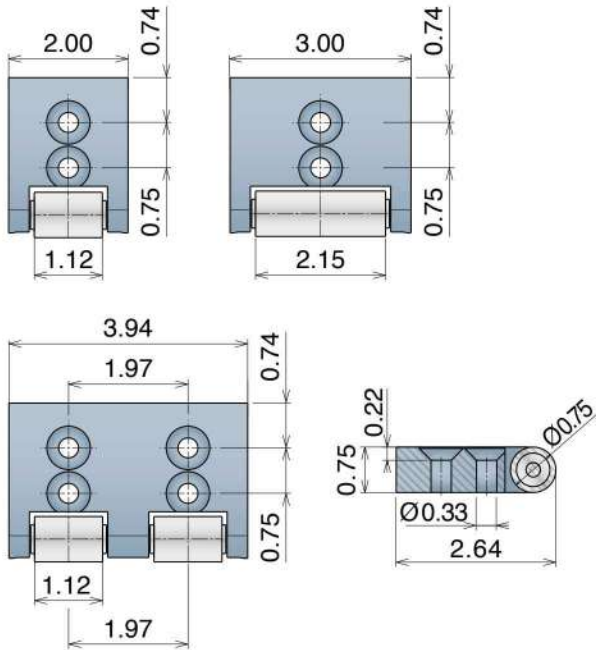
Article-Nr.	K (in)
22847B	4.50
22841B	7.50

### Version B - With 1 Positioner | Version C - With 2 Positioners



Article-Nr.	K (in)
22844B	7.50

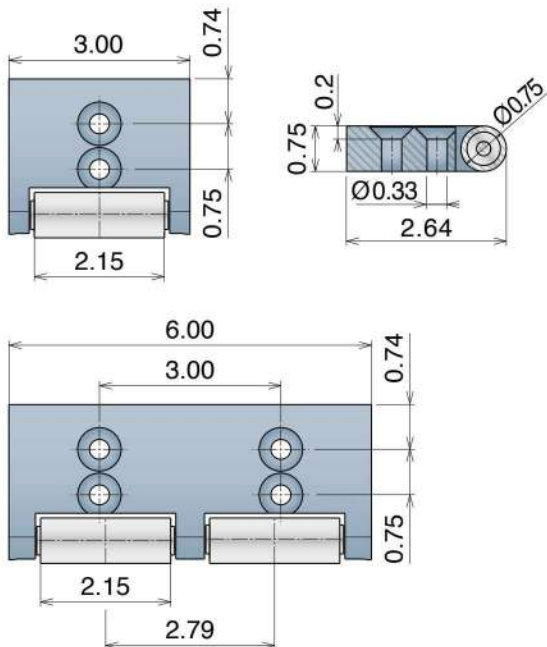
## NoseBars with Rollers for 522 HD Series



Article-Nr.	K (in)
22823B	2.00
22808B	3.00
22824B	3.94

## NoseBars with Rollers for 530 Series

(LBP version excluded)



Article-Nr.	K (in)
22808B	3.00
22809B	6.00

## One piece Standard

IDEAL FOR GENERAL APPLICATIONS

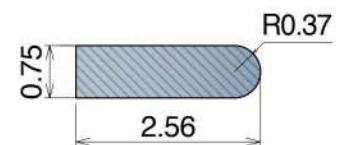
RANGE EXTENSION

PATENTED

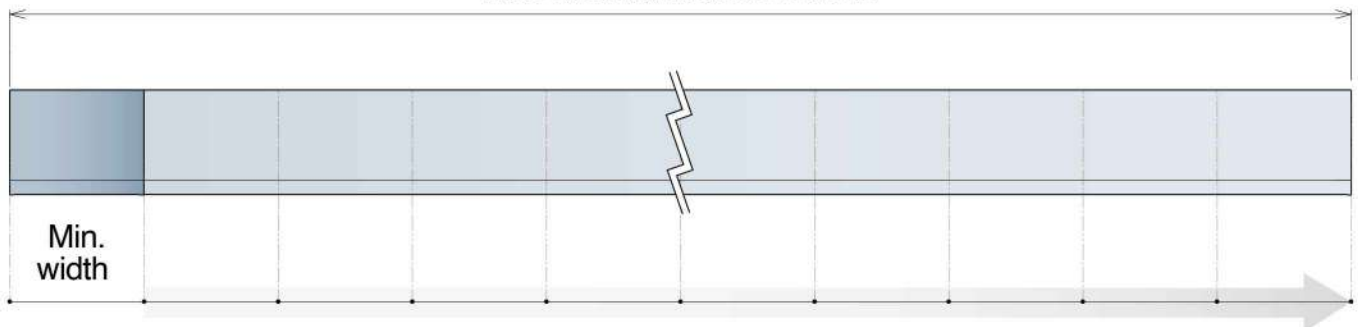
The custom made Movex Nosebars supplied in a single piece to perfectly match your needs.



**One piece** is a machined-to-width nosebar patented by Movex that greatly reduces the time necessary for the conveyor maintenance: being a single piece, of the required width, it is quick to install, easy to clean and offer a better level of hygiene.



Max width available = 59.0 in



### 520/525 Series

Min width:  
3.35 in

Article-Nr.	K (in)
2280425	16.73
2280510	20.08
2280595	23.42
2280680	29.77
2280765	30.12
2280850	33.46

### 522 HD Series

Min width:  
2.00 in

Article-Nr.	K (in)
2280200	7.87
2280250	9.84
2280300	11.81
2280350	13.78
2280400	15.75
2280450	17.72

### 530 Series

Min width:  
3.00 in

Article-Nr.	K (in)
2280457	18.00
2280533	21.00
2280610	24.00
2280686	27.00
2280762	30.00
2280838	33.00

Available different widths and with holes on request.

### Advantages:

- Single piece
- Less fixing point
- Hygienical concept
- Easy to install
- Improved strength
- Fast maintenance
- Easy clean
- Reduced friction

## One piece with Bearings

IDEAL FOR HIGH-SPEED APPLICATIONS

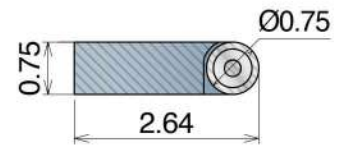
RANGE EXTENSION

PATENTED

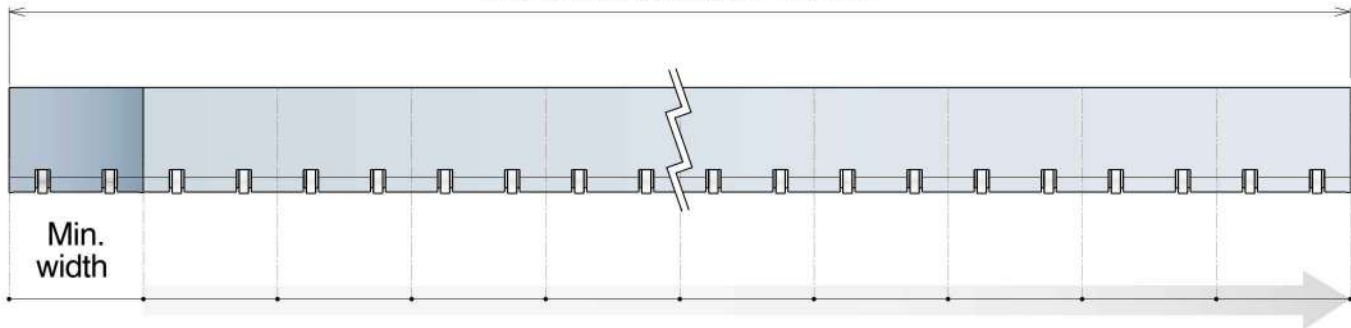
The custom made Movex Nosebars supplied in a single piece to perfectly match your needs.



**One piece with Bearings** is a machined-to-width nosebar patented by Movex that greatly reduces the time necessary for the conveyor maintenance: being a single piece with bearings, of the required width, it is quick to install, easy to clean, offers a better level of hygiene and is ideal for high-speed applications.



Max width available = 59.0 in



### 520/525 Series

Min width:  
3.35 in

Article-Nr.	K (in)
2280425C	16.73
2280510C	20.08
2280595C	23.42
2280680C	29.77
2280765C	30.12
2280850C	33.46

### 522 HD Series

Min width:  
2.00 in

Article-Nr.	K (in)
2280200C	7.87
2280250C	9.84
2280300C	11.81
2280350C	13.78
2280400C	15.75
2280450C	17.72

### 530 Series

Min width:  
3.00 in

Article-Nr.	K (in)
2280457C	18.00
2280533C	21.00
2280610C	24.00
2280686C	27.00
2280762C	30.00
2280838C	33.00

Available different widths and with holes on request.

### Advantages:

- Single piece
- Improved strength
- Less fixing point
- Fast maintenance
- Hygienical concept
- Easy clean
- Easy to install
- Reduced friction

## One piece with Rollers

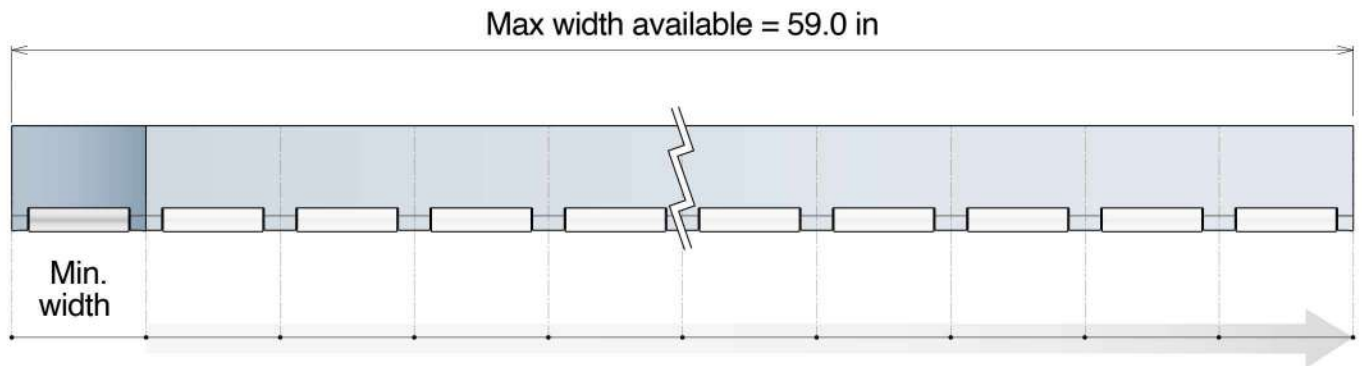
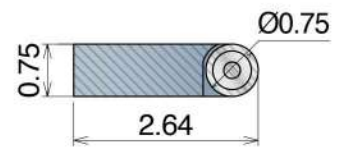
IDEAL FOR HIGH-LOAD APPLICATIONS

RANGE EXTENSION PATENTED

The custom made Movex Nosebars supplied in a single piece to perfectly match your needs.



One piece with Rollers and bearings is a machined-to-width nosebar patented by Movex that greatly reduces the time necessary for the conveyor maintenance: being a single piece with Rollers, of the required width, it is quick to install, easy to clean, offers a better level of hygiene and is ideal for heavy-load applications.



### 520/525 Series

Min width:  
3.35 in

Article-Nr.	K (in)
2280425B	16.73
2280510B	20.08
2280595B	23.42
2280680B	29.77
2280765B	30.12
2280850B	33.46

### 522 HD Series

Min width:  
2.00 in

Article-Nr.	K (in)
2280200B	7.87
2280250B	9.84
2280300B	11.81
2280350B	13.78
2280400B	15.75
2280450B	17.72

### 530 Series

Min width:  
3.00 in

Article-Nr.	K (in)
2280457B	18.00
2280533B	21.00
2280610B	24.00
2280686B	27.00
2280762B	30.00
2280838B	33.00

Available different widths and with holes on request.

### Advantages:

- Single piece
- Less fixing point
- Hygienical concept
- Easy to install
- Improved strength
- Fast maintenance
- Easy clean
- Reduced friction

# 233

For bore tolerance refers to Movex engineering manual available on our website.



# Belt sprockets

<b>510</b>  Page 234	<b>521-520 HD-522 HD-520 PRO LBP</b>  Page 235	<b>520</b>  Page 236	<b>520</b>  Page 236	<b>520</b>  Page 237	
<b>520</b>  Page 237	<b>525-530</b>  Page 238	<b>525-530</b>  Page 238	<b>525-530</b>  Page 239	<b>525-530</b>  Page 239	<b>590</b>  Page 240
<b>590</b>  Page 240	<b>550</b>  Page 241	<b>550</b>  Page 241	<b>550</b>  Page 242	<b>550</b>  Page 242	<b>550 PRO</b>  Page 243
<b>550 PRO</b>  Page 243	<b>551</b>  Page 244	<b>551</b>  Page 244	<b>551</b>  Page 245	<b>551</b>  Page 245	<b>552</b>  Page 246
<b>552</b>  Page 246	<b>553</b>  Page 247	<b>553</b>  Page 247	<b>556</b>  Page 248	<b>556</b>  Page 248	<b>260-261</b>  Page 249
<b>260-261</b>  Page 249	<b>260-261</b>  Page 250	<b>260-261</b>  Page 250	<b>600</b>  Page 251	<b>600</b>  Page 251	<b>600 Support</b>  Page 252
<b>600 Split S. roller</b>  Page 252	<b>ZERO CONTACT</b>  Page 253	<b>ZERO CONTACT PRO</b>  Page 253	<b>500RR</b>  Page 254	<b>500RR</b>  Page 254	<b>500RR SPLIT V.</b>  Page 255

Info Material:  
pg. 276

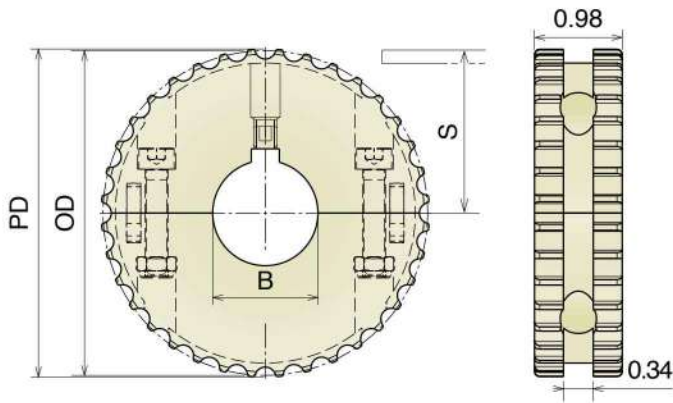
**Material:** Polyamide  
 Screws/Grub screw: Stainless steel  
 Nuts: Zinc plated steel

## 510 Split drive sprocket, machined



Part	Article-Nr.	Z-	Bore	PD	OD	S
1599	159936YE	16**	3/4	1.61	1.58	0.65
1601	160101YE	18**	1	1.83	1.86	0.79
1601	160111YE		3/4 * 3/4			
1598	159896YE	20**	1	2.02	2.02	0.88
1602	160201YEF	24**	1	2.43	2.46	1.10
1603	160206YEF		1 * 1			
1603	160301YF	36	1	3.64	3.68	1.70
1603	160302YF		1 1/4			
1603	160303YF		1 1/16			
1603	160304YF		1 1/2			
1603	160306YF		1 * 1			
1603	160307YF		1 1/4 * 1 1/4			
1603	160308YF		1 1/2 * 1 1/2			

\*\*Drive sprockets z-16, z-18, z-20 and z-24 are supplied non-split



Material: Polyamide  
Screws/Grub screw: Stainless steel  
Nuts: Zinc plated steel

# 521-520 HD-522 HD-520 PRO LBP

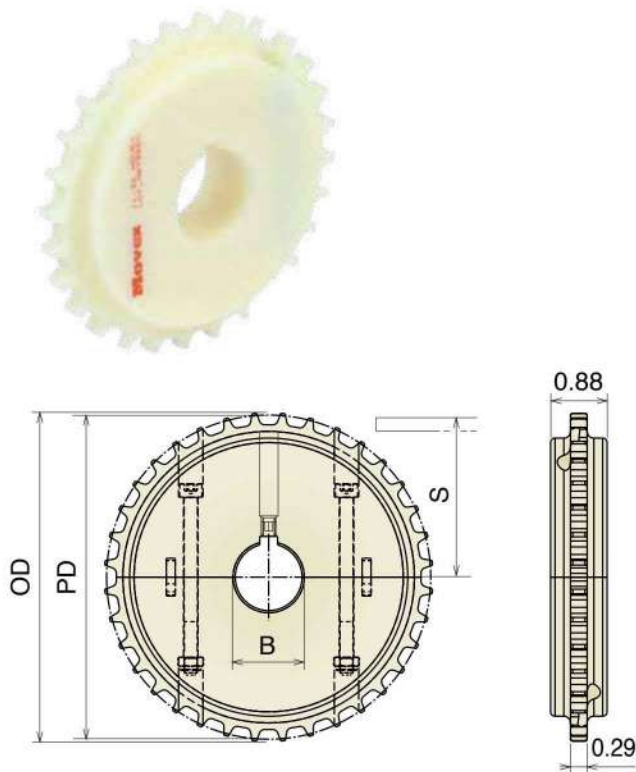
Belt sprockets

## 521-520 HD-522 HD-520 PRO LBP

Split drive sprocket, machined

Delivery: **Standard** On request

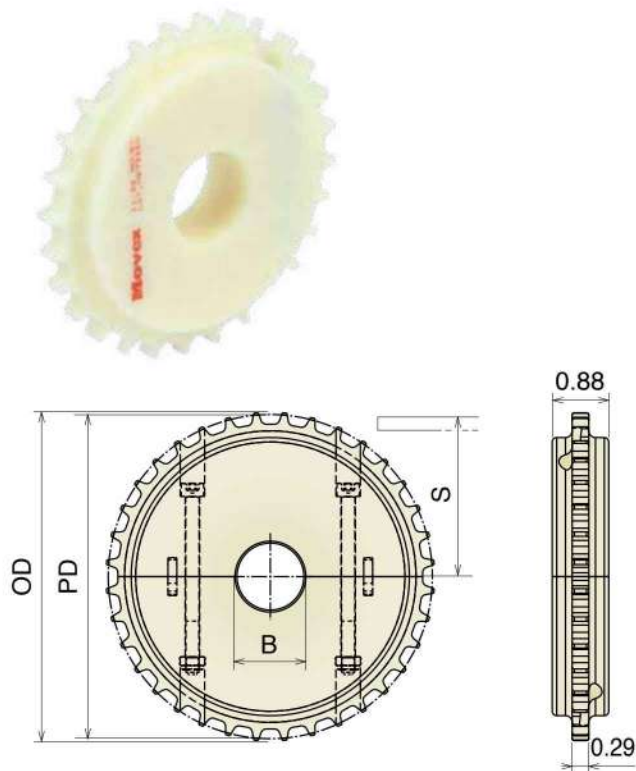
Part	Article-Nr.	Z-	Bore	PD	OD	S
1561	156101YF	28	1	4.46	4.54	2.06
1561	156102YF		1¼			
1561	156103YF		1⅞			
1561	156104YF		1½			
1561	156106YF		1 * 1	□		
1561	156107YF		1¼ * 1¼	□		
1561	156108YF		1½ * 1½	□		
1562	156201YF	36	1	5.74	5.81	2.70
1562	156202YF		1¼			
1562	156203YF		1⅞			
1562	156204YF		1½			
1562	156206YF		1 * 1	□		
1562	156207YF		1¼ * 1¼	□		
1562	156208YF		1½ * 1½	□		
1563	156301YF	38	1	6.05	6.13	2.86
1563	156302YF		1¼			
1563	156303YF		1⅞			
1563	156304YF		1½			
1563	156306YF		1 * 1	□		
1563	156307YF		1¼ * 1¼	□		
1563	156308YF		1½ * 1½	□		
1564	156401YF	40	1	6.37	6.45	3.02
1564	156402YF		1¼			
1564	156403YF		1⅞			
1564	156404YF		1½			
1564	156406YF		1 * 1	□		
1564	156407YF		1¼ * 1¼	□		
1564	156408YF		1½ * 1½	□		



Split idler sprocket, machined

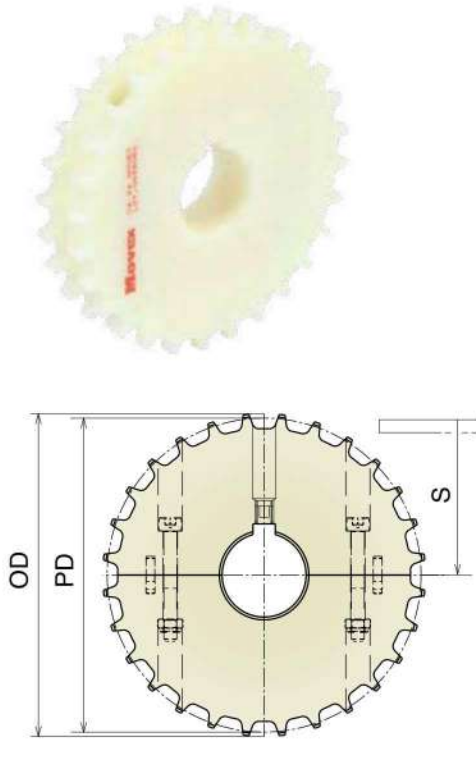
Part	Article-Nr.	Z-	Bore	PD	OD	S
1561	156150	28	0.71*	4.46	4.54	2.06
1561	156151YF		1			
1561	156152YF		1¼			
1561	156153YF		1⅞			
1561	156154YF		1½			
1562	156250	36	0.71*	5.74	5.81	2.70
1562	156251YF		1			
1562	156252YF		1¼			
1562	156253YF		1⅞			
1562	156254YF		1½			
1563	156350	38	0.71*	6.05	6.13	2.86
1563	156351YF		1			
1563	156352YF		1¼			
1563	156353YF		1⅞			
1563	156354YF		1½			
1564	156450	40	0.71*	6.37	6.45	3.02
1564	156451YF		1			
1564	156452YF		1¼			
1564	156453YF		1⅞			
1564	156454YF		1½			

\*Plain Bore



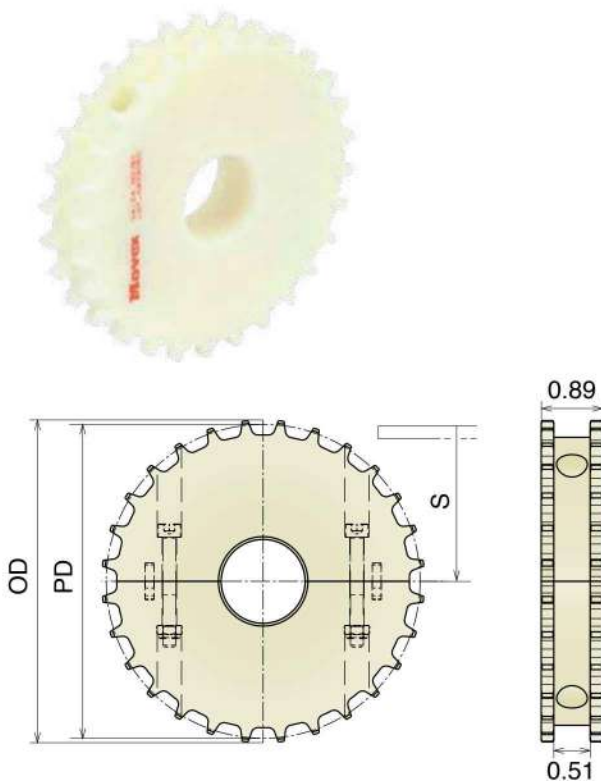
Material: Polyamide  
Screws/Grub screw: Stainless steel  
Nuts: Zinc plated steel

## 520 Split drive sprocket, machined



Part	Article-Nr.	Z	Bore	PD	OD	S
1501	150101YF	28	1	113,4	115,4	52,4
1501	150102YF		1¼			
1501	150103YF		1⅞			
1501	150104YF		1½			
1501	150106YF		1* 1	∇		
1501	150107YF		1¼* 1¼	∇		
1501	150108YF		1½* 1½	∇		
1502	150201YF	36	1	5.74	5.81	2.70
1502	150202YF		1¼			
1502	150203YF		1⅞			
1502	150204YF		1½			
1502	150206YF		1* 1	∇		
1502	150207YF		1¼* 1¼	∇		
1502	150208YF		1½* 1½	∇		
1503	150301YF	38	1	6.05	6.13	2.86
1503	150302YF		1¼			
1503	150303YF		1⅞			
1503	150304YF		1½			
1503	150306YF		1* 1	∇		
1503	150307YF		1¼* 1¼	∇		
1503	150308YF		1½* 1½	∇		
1504	150401YF	40	1	6.37	6.45	3.02
1504	150402YF		1¼			
1504	150403YF		1⅞			
1503	150404YF		1½			
1504	150406Y		1* 1	∇		
1504	150407Y		1¼* 1¼	∇		
1504	150408Y		1½* 1½	∇		

## Split idler sprocket, machined



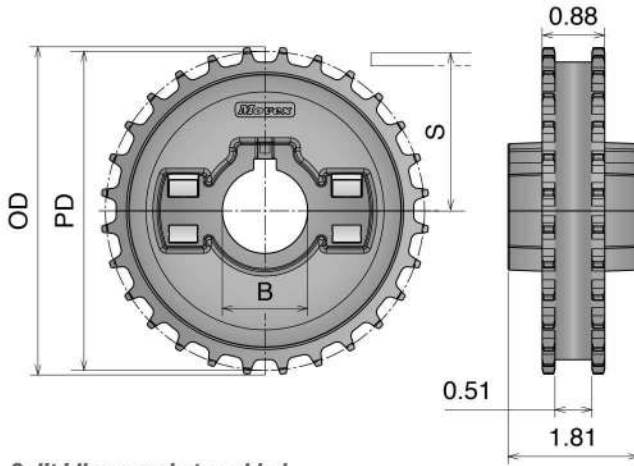
Part	Article-Nr.	Z	Bore	PD	OD	S
1501	150150	28	0.71*	4.46	4.54	2.06
1501	150151Y		1			
1501	150152Y		1¼			
1501	150153Y		1⅞			
1501	150154Y		1½			
1502	150250	36	0.71*	5.74	5.81	2.70
1502	150251Y		1			
1502	150252Y		1¼			
1502	150253Y		1⅞			
1502	150254Y		1½			
1503	150350	38	0.71*	6.05	6.13	2.86
1503	150351Y		1			
1503	150352Y		1¼			
1503	150353Y		1⅞			
1503	150354Y		1½			
1504	150450	40	0.71*	6.37	6.45	3.02
1504	150451Y		1			
1504	150452Y		1¼			
1504	150453Y		1⅞			
1504	150454Y		1½			

\*Plain Bore

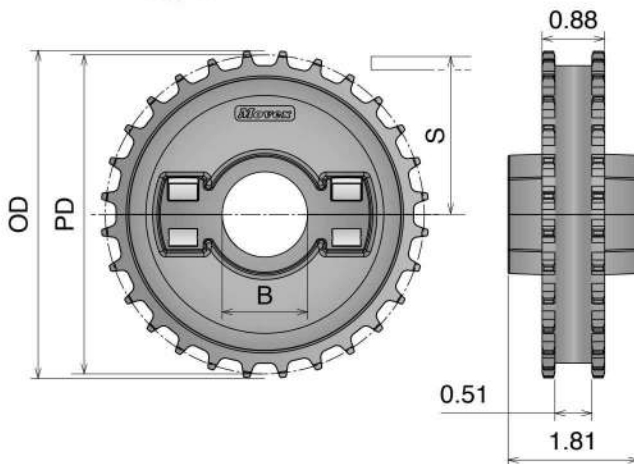
Material: Polyamide reinforced  
Screws/Grub screw: Stainless steel  
Nuts: Nickel plated steel

# 520 Split drive sprocket, molded

Delivery: **Standard** On request



Split idler sprocket, molded



Part	Article-Nr.	Z-	Bore	PD	OD	S
1505	150501YF	24	1	3.83	3.91	1.74
1505	150502YF		1/4			
1505	150503YF		1/16			
1505	150504YF		1/2			
1505	150506YF		1* 1	□		
1505	150507YF		1/4* 1/4	□		
1505	150508YF		1/2* 1/2	□		
1506	150601YF	28	1	4.46	4.54	2.06
1506	150602YF		1/4			
1506	150603YF		1/16			
1506	150604YF		1/2			
1506	150606YF		1* 1	□		
1506	150607YF		1/4* 1/4	□		
1506	150608YF		1/2* 1/2	□		
1507	150701YF	36	1	5.74	5.81	2.70
1507	150702YF		1/4			
1507	150703YF		1/16			
1507	150704YF		1/2			
1507	150706YF		1* 1	□		
1507	150707YF		1/4* 1/4	□		
1507	150708YF		1/2* 1/2	□		

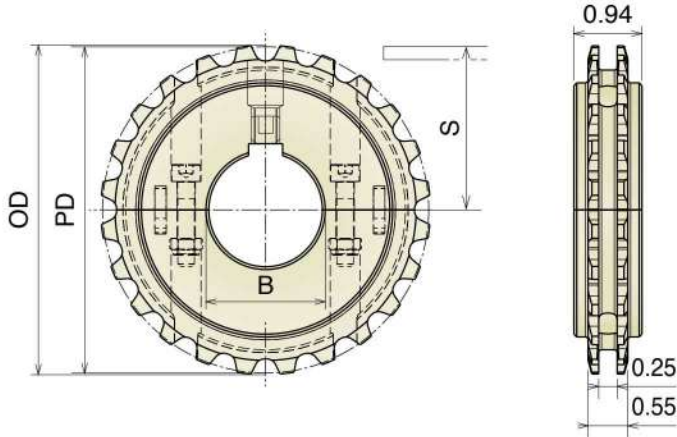
Part	Article-Nr.	Z-	Bore	PD	OD	S
1505	150551Y	24	1	3.83	3.91	1.74
1505	150552Y		1/4			
1505	150553Y		1/16			
1505	150554Y		1/2			
1506	150651Y	28	1	4.46	4.54	2.06
1506	150652Y		1/4			
1506	150653Y		1/16			
1506	150654Y		1/2			
1507	150751Y	36	1	5.74	5.81	2.70
1507	150752Y		1/4			
1507	150753Y		1/16			
1507	150754Y		1/2			

**Material:** Polyamide  
Screws/Grub screw: Stainless steel  
Nuts: Zinc plated steel

## 525-530

### Split drive sprocket, machined

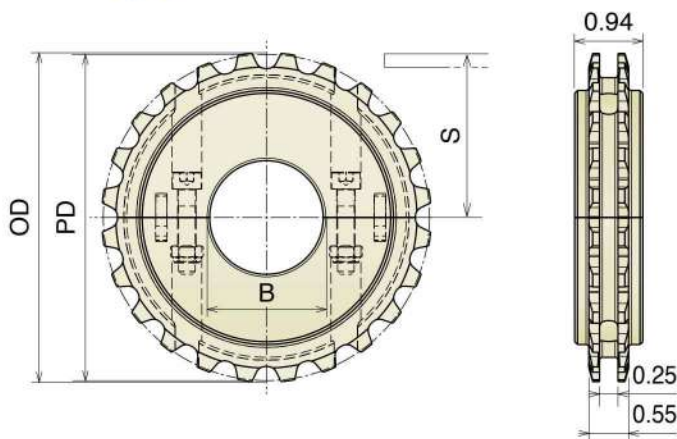
Delivery: **Standard** On request



Part	Article-Nr.	Z-	Bore	PD	OD	S
1581	158101YFE	12**	1	2.29	2.29	0.97
1581	158106YFE		1x1 $\square$			
1582	158201YFE	16**	1	3.03	3.06	1.35
1582	158202YFE		1¼			
1582	158206YFE		1x1 $\square$			
1582	158207YFE		1¼x1¼ $\square$			
1583	158301YF	24	1	4.52	4.55	2.10
1583	158302YF		1¼			
1583	158303YF		1/16			
1583	158304YF		1½			
1583	158306YF		1* 1 $\square$			
1583	158307YF		1¼* 1¼ $\square$			
1583	158308YF		1½* 1½ $\square$			
1584	158401YF	32	1	6.04	6.09	2.85
1584	158402YF		1¼			
1584	158403YF		1/16			
1584	158404YF		1½			
1584	158406YF		1* 1 $\square$			
1584	158407YF		1¼* 1¼ $\square$			
1584	158408YF		1½* 1½ $\square$			

\*\*Drive sprockets Z-12 and Z-16 are supplied non-split.

### Split idler sprocket, machined



Part	Article-Nr.	Z-	Bore	PD	OD	S
1581	158150YE	12**	0.71*	2.29	2.29	0.97
1581	158151YE		1			
1582	158250YE	16**	0.71*	3.03	3.06	1.35
1582	158251YE		1			
1582	158252YE		1¼			
1583	158350Y	24	0.71*	4.52	4.55	2.10
1583	158351Y		1			
1583	158352Y		1¼			
1583	158353Y		1/16			
1583	158354Y		1½			
1584	158450Y	32	0.71*	6.04	6.09	2.85
1584	158451Y		1			
1584	158452Y		1¼			
1584	158453Y		1/16			
1584	158454Y		1½			

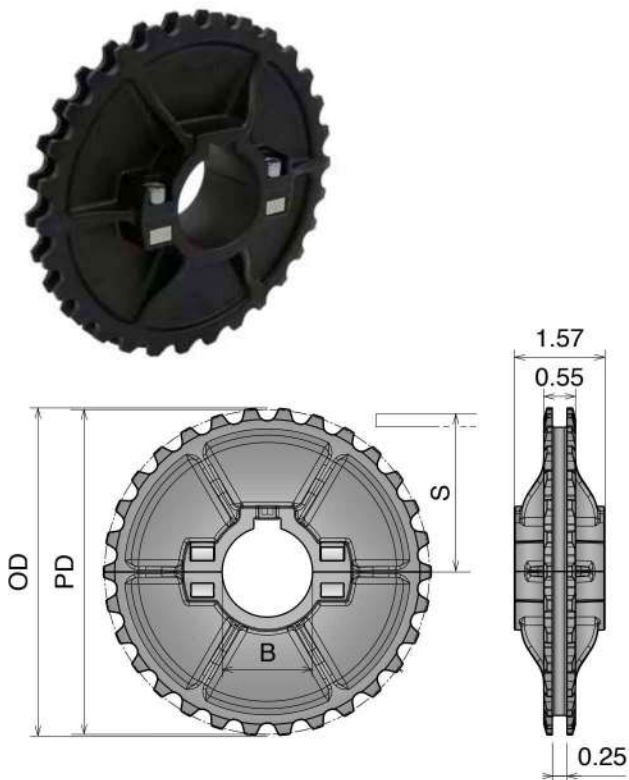
\*\*Drive sprockets Z-12 and Z-16 are supplied non-split.

\*Plain Bore

**Material:** Polyamide reinforced  
Screws/Grub screw: Stainless steel  
Nuts: Nickel plated steel

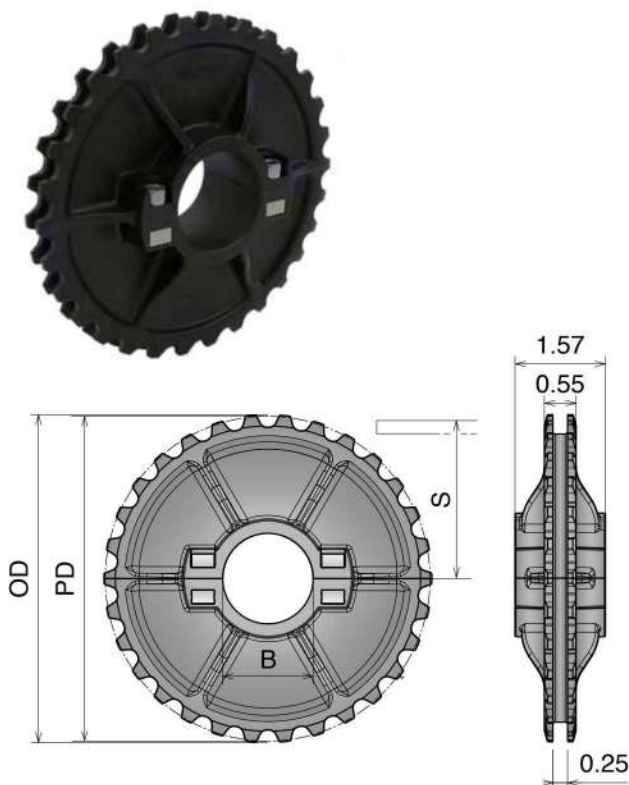
## 525-530

### Split drive sprocket, molded



Part	Article-Nr.	Z-	Bore	PD	OD	S
1505	158601YF	24	1	4.52	4.55	2.10
1505	158602YF		1/4			
1505	158603YF		1/16			
1505	158604YF		1/2			
1505	158606YF		1* 1	□		
1505	158607YF		1/4* 1/4	□		
1505	158608YF		1/2* 1/2	□		
1506	158701YF	30	1	5.65	4.54	2.06
1506	158702YF		1/4			
1506	158703YF		1/16			
1506	158704YF		1/2			
1506	158706YF		1* 1	□		
1506	158707YF		1/4* 1/4	□		
1506	158708YF		1/2* 1/2	□		
1507	158801YF	32	1	6.04	6.10	2.85
1507	158802YF		1/4			
1507	158803YF		1/16			
1507	158804YF		1/2			
1507	158806YF		1* 1	□		
1507	158807YF		1/4* 1/4	□		
1507	158808YF		1/2* 1/2	□		

### Split idler sprocket, molded

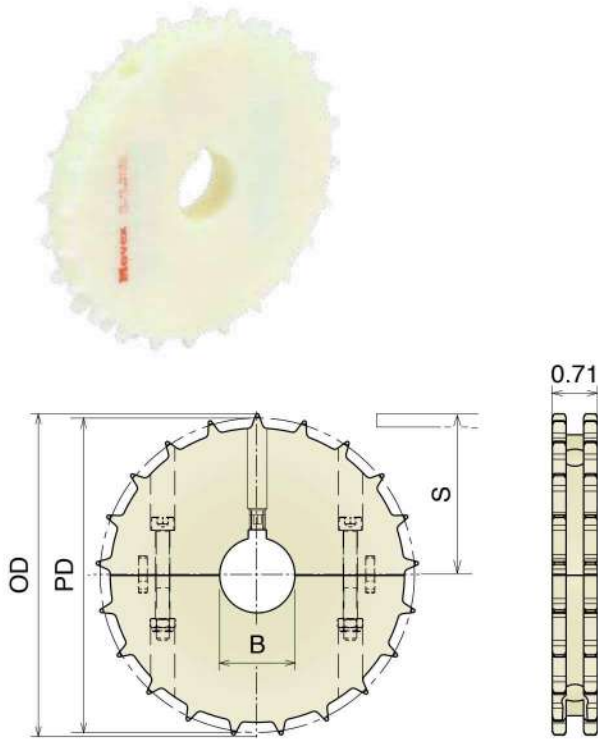


Part	Article-Nr.	Z-	Bore	PD	OD	S
1505	158651Y	24	1	4.52	4.55	2.10
1505	158652Y		1/4			
1505	158653Y		1/16			
1505	158654Y		1/2			
1506	158751Y	30	1	5.65	4.54	2.06
1506	158752Y		1/4			
1506	158753Y		1/16			
1506	158754Y		1/2			
1507	158851Y	32	1	6.04	6.10	2.85
1507	158852Y		1/4			
1507	158853Y		1/16			
1507	158854Y		1/2			

**Material:** Polyamide  
Screws/Grub screw: Stainless steel  
Nuts: Zinc plated steel

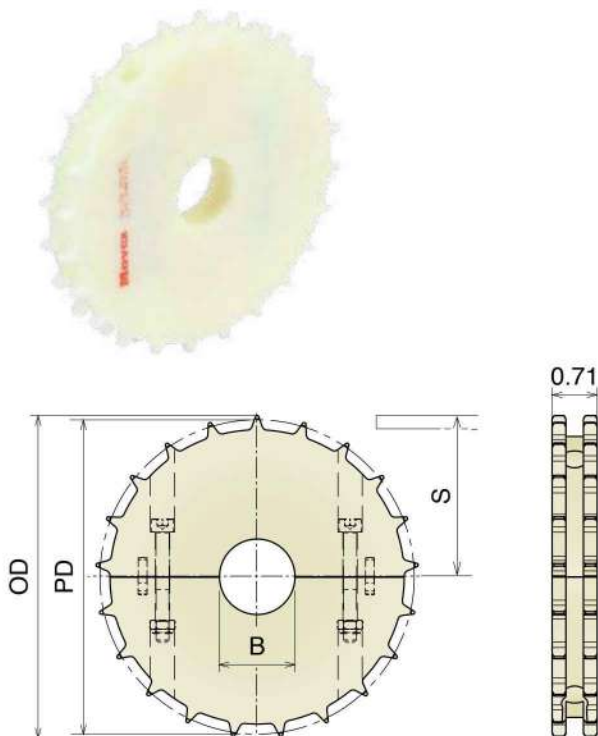
## 590 Split drive sprocket, machined

Delivery: **Standard** On request



Part	Article-Nr.	Z	Bore	PD	OD	S
1511	151101Y	17	1	3.96	4.07	1.81
1511	151102Y		1¼			
1511	151103Y		1⅙			
1511	151104Y		1½			
1511	151106Y		1* 1	∅		
1511	151107Y		1¼* 1¼	∅		
1511	151108Y		1½* 1½	∅		
1512	151201Y	21	1	4.96	5.07	2.31
1512	151202Y		1¼			
1512	151203Y		1⅙			
1512	151204Y		1½			
1512	151206Y		1* 1	∅		
1512	151207Y		1¼* 1¼	∅		
1512	151208Y		1½* 1½	∅		
1513	151301Y	24	1	5.62	5.73	2.64
1513	151302Y		1¼			
1513	151303Y		1⅙			
1513	151304Y		1½			
1513	151306Y		1* 1	∅		
1513	151307Y		1¼* 1¼	∅		
1513	151308Y		1½* 1½	∅		
1514	151401Y	25	1	5.87	5.97	2.76
1514	151402Y		1¼			
1514	151403Y		1⅙			
1514	151404Y		1½			
1514	151406Y		1* 1	∅		
1514	151407Y		1¼* 1¼	∅		
1514	151408Y		1½* 1½	∅		

## Split idler sprocket, machined

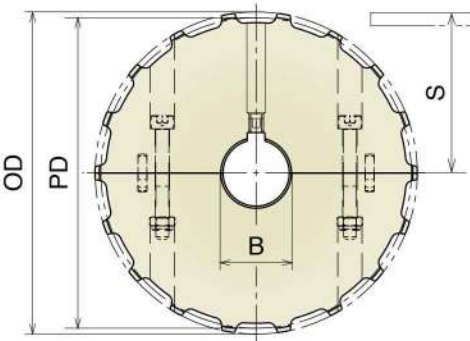


Part	Article-Nr.	Z	Bore	PD	OD	S
1511	151150	17	0.71*	3.96	4.07	1.81
1511	151151Y		1			
1511	151152Y		1¼			
1511	151153Y		1⅙			
1511	151154Y		1½			
1512	151250	21	0.71*	4.96	5.07	2.31
1512	151251Y		1			
1512	151252Y		1¼			
1512	151253Y		1⅙			
1512	151254Y		1½			
1513	151350	24	0.71*	5.62	5.73	2.64
1513	151351Y		1			
1513	151352Y		1¼			
1513	151353Y		1⅙			
1513	151354Y		1½			
1514	151450	25	0.71*	5.87	5.97	2.76
1514	151451Y		1			
1514	151452Y		1¼			
1514	151453Y		1⅙			
1514	151454Y		1½			

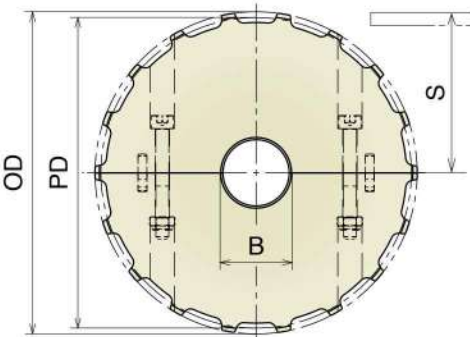
\*Plain Bore

Material: Polyamide  
Screws/Grub screw: Stainless steel  
Nuts: Zinc plated steel

# 550 Split drive sprocket, machined



# Split idler sprocket, machined



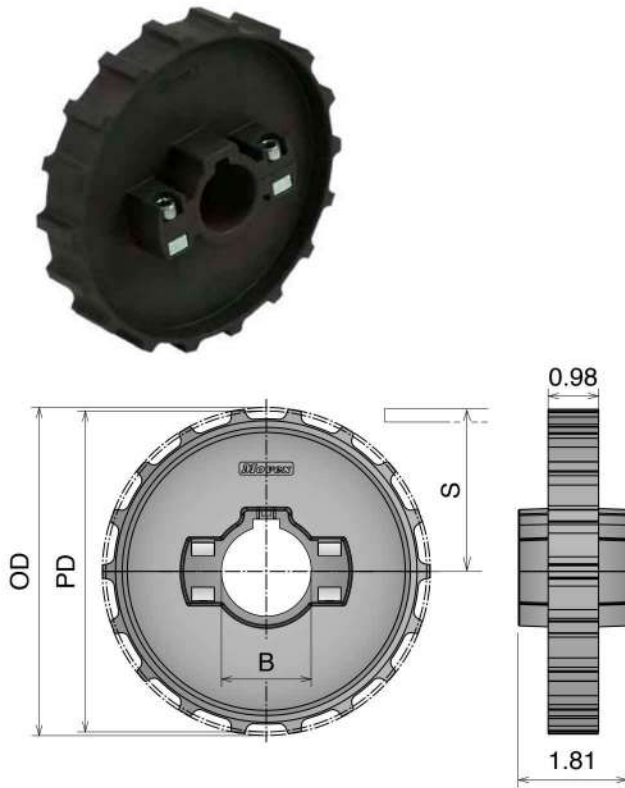
Part	Article-Nr.	Z-	Bore	PD	OD	S
1521	152101YF	14	1	4.49	4.49	2.07
1521	152102YF		1/4			
1521	152103YF		1/16			
1521	152104YF		1/2			
1521	152106YF		1* 1	□		
1521	152107YF		1/4* 1/4	□		
1521	152108YF		1/2* 1/2	□		
1522	152201YF	16	1	5.12	5.12	2.39
1522	152202YF		1/4			
1522	152203YF		1/16			
1522	152204YF		1/2			
1522	152206YF		1* 1	□		
1522	152207YF		1/4* 1/4	□		
1522	152208YF		1/2* 1/2	□		
1523	152301YF	18	1	5.76	5.75	2.71
1523	152302YF		1/4			
1523	152303YF		1/16			
1523	152304YF		1/2			
1523	152306YF		1* 1	□		
1523	152307YF		1/4* 1/4	□		
1523	152308YF		1/2* 1/2	□		
1524	152401YF	20	1	6.39	6.38	3.02
1524	152402YF		1/4			
1524	152403YF		1/16			
1524	152404YF		1/2			
1524	152406YF		1* 1	□		
1524	152407YF		1/4* 1/4	□		
1524	152408YF		1/2* 1/2	□		

Part	Article-Nr.	Z-	Bore	PD	OD	S
1521	152150	14	0.71*	4.49	4.49	2.07
1521	152151Y		1			
1521	152152Y		1/4			
1521	152153Y		1/16			
1521	152154Y		1/2			
1522	152250	16	0.71*	5.12	5.12	2.39
1522	152251Y		1			
1522	152252Y		1/4			
1522	152253Y		1/16			
1522	152254Y		1/2			
1523	152350	18	0.71*	5.76	5.75	2.71
1523	152351Y		1			
1523	152352Y		1/4			
1523	152353Y		1/16			
1523	152354Y		1/2			
1524	152450	20	0.71*	6.39	6.38	3.02
1524	152451Y		1			
1524	152452Y		1/4			
1524	152453Y		1/16			
1524	152454Y		1/2			

\*Plain Bore

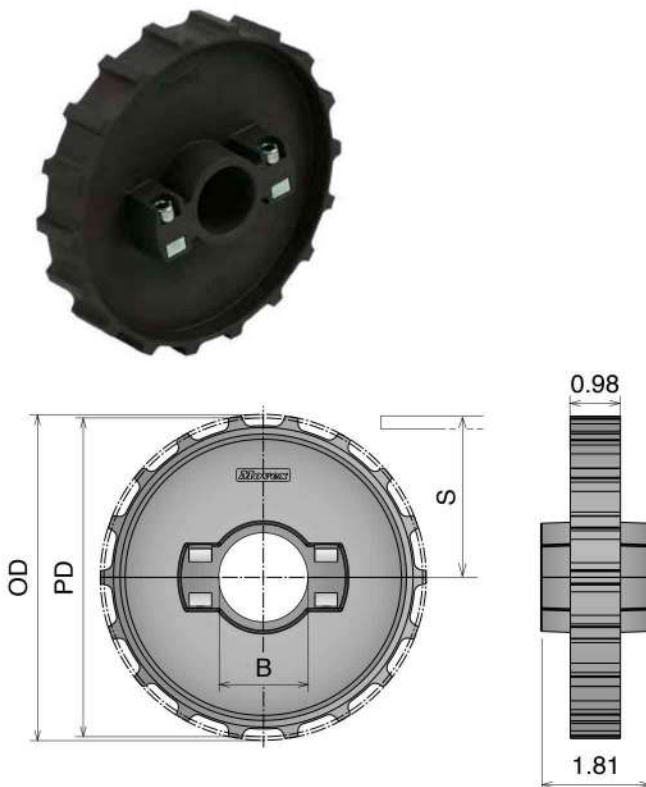
**Material:** Polyamide reinforced  
Screws/Grub screw: Stainless steel  
Nuts: Nickel plated brass

## 550 Split drive sprocket, molded



Part	Article-Nr.	Z	Bore	PD	OD	S
1525	152501YF	14	1	4.49	4.49	2.07
1525	152502YF		1¼			
1525	152503YF		1⅙			
1525	152504YF		1½			
1525	152506YF		1* 1	∅		
1525	152507YF		1¼* 1¼	∅		
1525	152508YF		1½* 1½	∅		
1526	152601YF	16	1	5.12	5.12	2.39
1526	152602YF		1¼			
1526	152603YF		1⅙			
1526	152604YF		1½			
1526	152606YF		1* 1	∅		
1526	152607YF		1¼* 1¼	∅		
1526	152608YF		1½* 1½	∅		
1527	152701YF	18	1	5.76	5.75	2.71
1527	152702YF		1¼			
1527	152703YF		1⅙			
1527	152704YF		1½			
1527	152706YF		1* 1	∅		
1527	152707YF		1¼* 1¼	∅		
1527	152708YF		1½* 1½	∅		
1528	152801YF	20	1	6.39	6.38	3.02
1528	152802YF		1¼			
1528	152803YF		1⅙			
1528	152804YF		1½			
1528	152806YF		1* 1	∅		
1528	152807YF		1¼* 1¼	∅		
1528	152808YF		1½* 1½	∅		

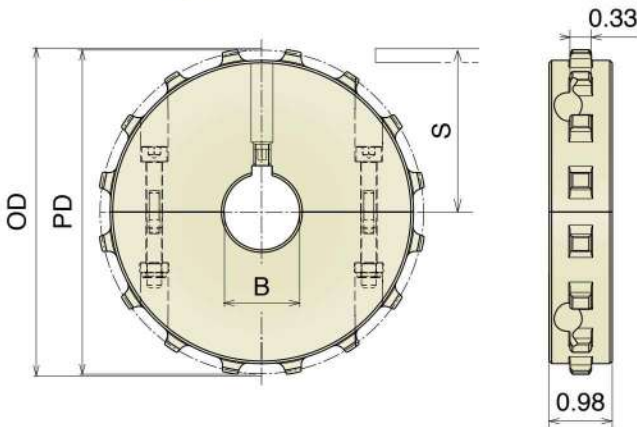
## Split idler sprocket, molded



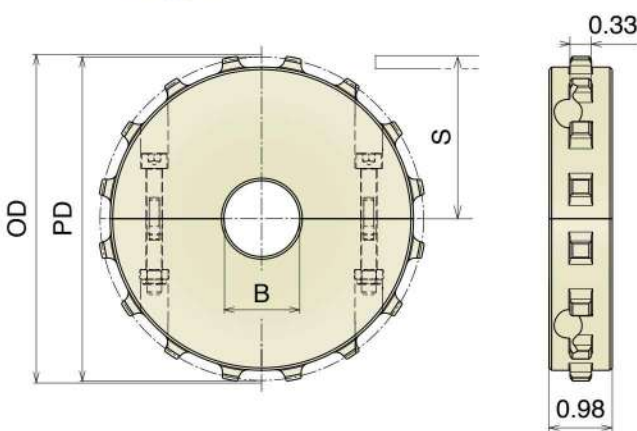
Part	Article-Nr.	Z	Bore	PD	OD	S
1525	152551Y	14	1	4.49	4.49	2.07
1525	152552Y		1¼			
1525	152553Y		1⅙			
1525	152554Y		1½			
1526	152651Y	16	1	5.12	5.12	2.39
1526	152652Y		1¼			
1526	152653Y		1⅙			
1526	152654Y		1½			
1527	152751Y	18	1	5.76	5.75	2.71
1527	152752Y		1¼			
1527	152753Y		1⅙			
1527	152754Y		1½			
1528	152851Y	20	1	6.39	6.38	3.02
1528	152852Y		1¼			
1528	152853Y		1⅙			
1528	152854Y		1½			

**Material:** Polyamide  
Screws/Grub screw: Stainless steel  
Nuts: Zinc plated steel

## 550 PRO Split drive sprocket, machined



## Split idler sprocket, machined



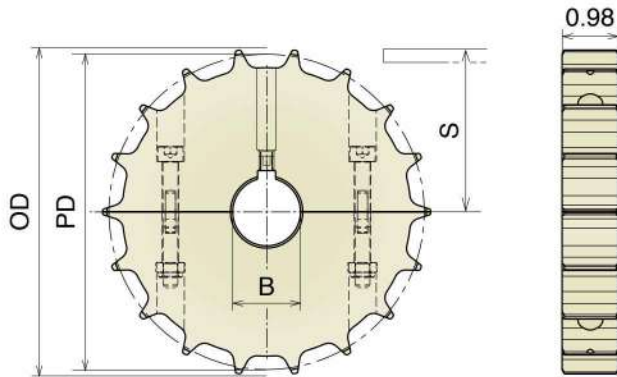
Part	Article-Nr.	Z-	Bore	PD	OD	S
1640	164001YF	14	1	4.49	4.49	2.07
1640	164002YF		1/4			
1640	164003YF		1/16			
1640	164004YF		1/2			
1640	164006YF		1* 1			
1640	164007YF		1/4* 1/4			
1640	164008YF		1/2* 1/2			
1641	164101YF	16	1	5.12	5.12	2.39
1641	164102YF		1/4			
1641	164103YF		1/16			
1641	164104YF		1/2			
1641	164106YF		1* 1			
1641	164107YF		1/4* 1/4			
1641	164108YF		1/2* 1/2			
1642	164201YF	18	1	5.76	5.75	2.71
1642	164202YF		1/4			
1642	164203YF		1/16			
1642	164204YF		1/2			
1642	164206YF		1* 1			
1642	164207YF		1/4* 1/4			
1642	164208YF		1/2* 1/2			
1643	164301YF	20	1	6.39	6.38	3.02
1643	164302YF		1/4			
1643	164303YF		1/16			
1643	164304YF		1/2			
1643	164306YF		1* 1			
1643	164307YF		1/4* 1/4			
1643	164308YF		1/2* 1/2			

Part	Article-Nr.	Z-	Bore	PD	OD	S
1640	164050	14	0.71*	4.49	4.49	2.07
1640	164051Y		1			
1640	164052Y		1/4			
1640	164053Y		1/16			
1640	164054Y		1/2			
1641	164150	16	0.71*	5.12	5.12	2.39
1641	164151Y		1			
1641	164152Y		1/4			
1641	164153Y		1/16			
1641	164154Y		1/2			
1642	164250	18	0.71*	5.76	5.75	2.71
1642	164251Y		1			
1642	164252Y		1/4			
1642	164253Y		1/16			
1642	164254Y		1/2			
1643	164350	20	0.71*	6.39	6.38	3.02
1643	164351Y		1			
1643	164352Y		1/4			
1643	164353Y		1/16			
1643	164354Y		1/2			

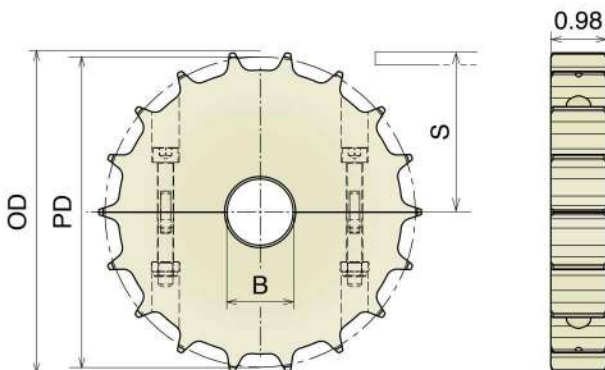
\*Plain Bore

Material: Polyamide  
Screws/Grub screw: Stainless steel  
Nuts: Zinc plated steel

## 551 Split drive sprocket, machined



## Split idler sprocket, machined



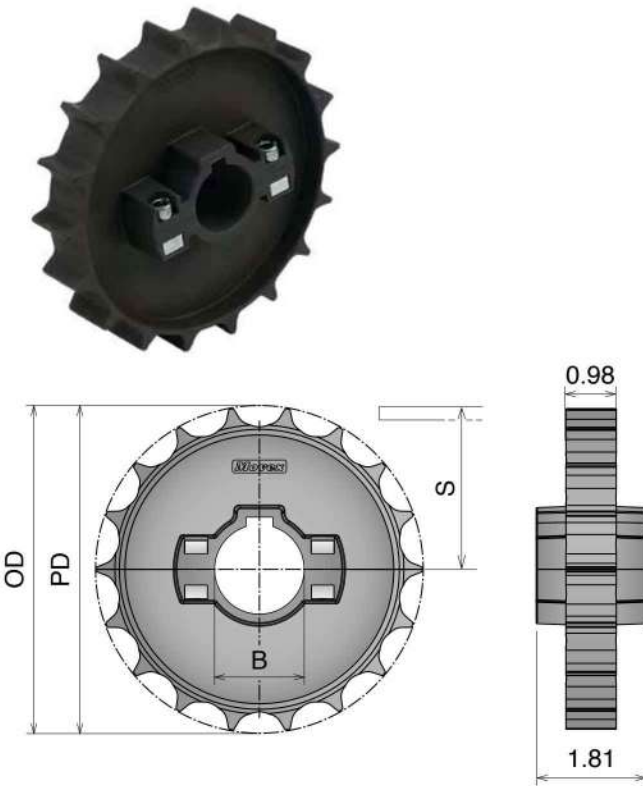
Part	Article-Nr.	Z	Bore	PD	OD	S
1539	153901YF	11	1	3.55	3.62	1.56
1539	153902YF		1¼			
1539	153903YFE		1⅙			
1539	153904YFE		1½			
1539	153906YF		1* 1	∅		
1539	153907YF		1¼* 1¼	∅		
1539	153908YFE		1½* 1½	∅		
1531	153101YF	14	1	4.50	4.47	1.99
1531	153102YF		1¼			
1531	153103YF		1⅙			
1531	153104YF		1½			
1531	153106YF		1* 1	∅		
1531	153107YF		1¼* 1¼	∅		
1531	153108YF		1½* 1½	∅		
1532	153201YF	16	1	5.12	5.08	2.31
1532	153202YF		1¼			
1532	153203YF		1⅙			
1532	153204YF		1½			
1532	153206YF		1* 1	∅		
1532	153207YF		1¼* 1¼	∅		
1532	153208YF		1½* 1½	∅		
1533	153301YF	18	1	5.76	5.72	2.62
1533	153302YF		1¼			
1533	153303YF		1⅙			
1533	153304YF		1½			
1533	153306YF		1* 1	∅		
1533	153307YF		1¼* 1¼	∅		
1533	153308YF		1½* 1½	∅		
1534	153401YF	20	1	6.39	6.37	2.94
1534	153402YF		1¼			
1534	153403YF		1⅙			
1534	153404YF		1½			
1534	153406YF		1* 1	∅		
1534	153407YF		1¼* 1¼	∅		
1534	153408YF		1½* 1½	∅		
1634	163401YF	21	1	6.71	6.68	3.10
1634	163402YF		1¼			
1634	163403YF		1⅙			
1634	163404YF		1½			
1634	163406YF		1* 1	∅		
1634	163407YF		1¼* 1¼	∅		
1634	163408YF		1½* 1½	∅		

Part	Article-Nr.	Z	Bore	PD	OD	S
1539	153950Y	11	0.71*	3.55	3.62	1.56
1539	153951Y		1			
1539	153952Y		1¼			
1539	153953YE		1⅙			
1539	153954YE		1½			
1531	153150Y	14	0.71*	4.50	4.47	1.99
1531	153151Y		1			
1531	153152Y		1¼			
1531	153153Y		1⅙			
1531	153154Y		1½			
1532	153250Y	16	0.71*	5.12	5.08	2.31
1532	153251Y		1			
1532	153252Y		1¼			
1532	153253Y		1⅙			
1532	153254Y		1½			
1533	153350Y	18	0.71*	5.76	5.72	2.62
1533	153351Y		1			
1533	153352Y		1¼			
1533	153353Y		1⅙			
1533	153354Y		1½			
1534	153450Y	20	0.71*	6.39	6.37	2.94
1534	153451Y		1			
1534	153452Y		1¼			
1534	153453Y		1⅙			
1534	153454Y		1½			
1634	163450Y	21	0.71*	6.71	6.68	3.10
1634	163451Y		1			
1634	163452Y		1¼			
1634	163453Y		1⅙			
1634	163454Y		1½			

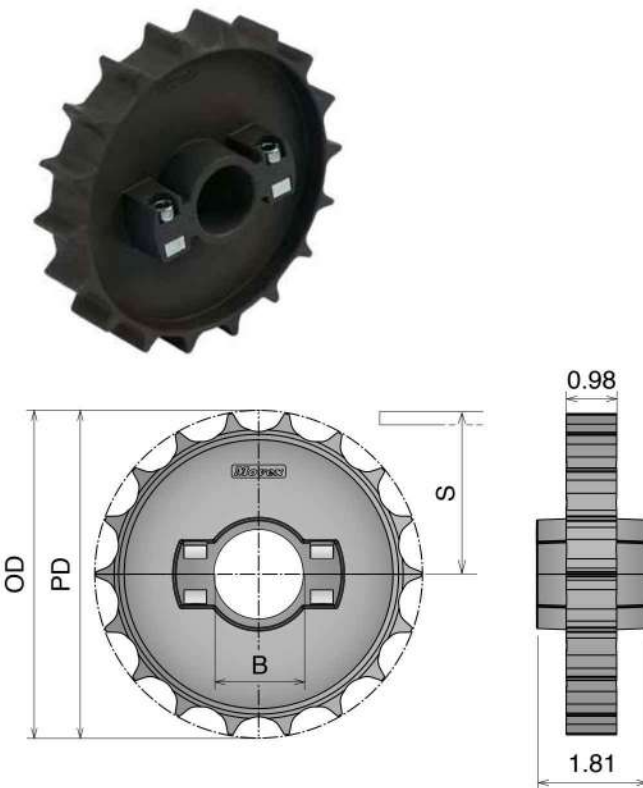
\*Plain Bore

Material: Polyamide reinforced  
Screws: Stainless steel  
Nuts: Nickel plated brass

# 551 Split drive sprocket, molded



## Split idler sprocket, molded



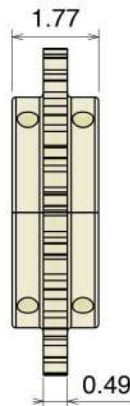
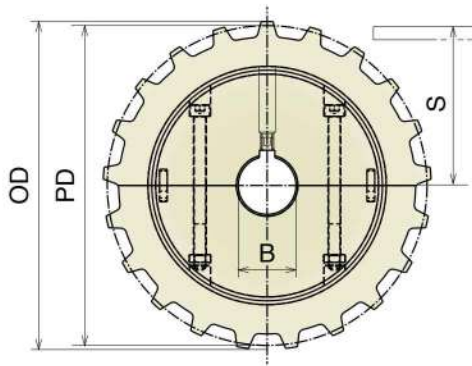
Part	Article-Nr.	Z-	Bore	PD	OD	S
1535	153501Y	14	1	4.50	4.47	1.99
1535	153502Y		1/4			
1535	153503Y		1/16			
1535	153504Y		1/2			
1535	153506Y		1* 1	□		
1535	153507Y		1/4* 1/4	□		
1535	153508Y		1/2* 1/2	□		
1536	153601Y	16	1	5.12	5.08	2.31
1536	153602Y		1/4			
1536	153603Y		1/16			
1536	153604Y		1/2			
1536	153606Y		1* 1	□		
1536	153607Y		1/4* 1/4	□		
1536	153608Y		1/2* 1/2	□		
1537	153701Y	18	1	5.76	5.72	2.62
1537	153702Y		1/4			
1537	153703Y		1/16			
1537	153704Y		1/2			
1537	153706Y		1* 1	□		
1537	153707Y		1/4* 1/4	□		
1537	153708Y		1/2* 1/2	□		
1538	153801Y	20	1	6.39	6.37	2.94
1538	153802Y		1/4			
1538	153803Y		1/16			
1538	153804Y		1/2			
1538	153806Y		1* 1	□		
1538	153807Y		1/4* 1/4	□		
1538	153808Y		1/2* 1/2	□		

Part	Article-Nr.	Z-	Bore	PD	OD	S
1535	153551Y	14	1	4.50	4.47	1.99
1535	153552Y		1/4			
1535	153553Y		1/16			
1535	153554Y		1/2			
1536	153651Y	16	1	5.12	5.08	2.31
1536	153652Y		1/4			
1536	153653Y		1/16			
1536	153654Y		1/2			
1537	153751Y	18	1	5.76	5.72	2.62
1537	153752Y		1/4			
1537	153753Y		1/16			
1537	153754Y		1/2			
1538	153851Y	20	1	6.39	6.37	2.94
1538	153852Y		1/4			
1538	153853Y		1/16			
1538	153854Y		1/2			

**Material:** Polyamide  
 Screws/Grub screw: Stainless steel  
 Nuts: Zinc plated steel

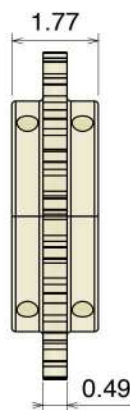
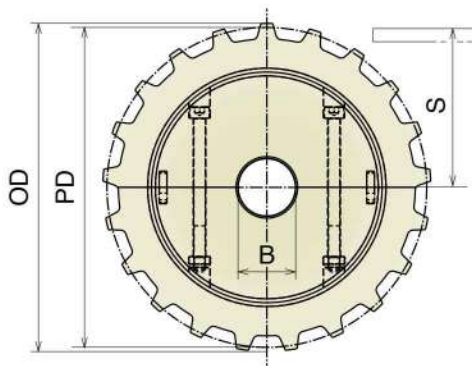
## 552 Split drive sprocket, machined

Delivery: **Standard** On request



Part	Article-Nr.	Z	Bore	PD	OD	S
1611	161101YF	16	1	5.12	5.14	2.31
1611	161102YF		1¼			
1611	161103YF		1⅞			
1611	161104YF		1½			
1611	161106YF		1* 1	∇		
1611	161107YF		1¼* 1¼	∇		
1611	161108YF		1½* 1½	∇		
1612	161201YF	18	1	5.76	5.78	2.63
1612	161202YF		1¼			
1612	161203YF		1⅞			
1612	161204YF		1½			
1612	161206YF		1* 1	∇		
1612	161207YF		1¼* 1¼	∇		
1612	161208YF		1½* 1½	∇		
1613	161301YF	21	1	6.71	6.72	3.10
1613	161302YF		1¼			
1613	161303YF		1⅞			
1613	161304YF		1½			
1613	161306YF		1* 1	∇		
1613	161307YF		1¼* 1¼	∇		
1613	161308YF		1½* 1½	∇		
1614	161401YF	25	1	7.98	8.04	3.74
1614	161402YF		1¼			
1614	161403YF		1⅞			
1614	161404YF		1½			
1614	161406YF		1* 1	∇		
1614	161407YF		1¼* 1¼	∇		
1614	161408YF		1½* 1½	∇		

## Split idler sprocket, machined



Part	Article-Nr.	Z	Bore	PD	OD	S
1611	161150	16	0.71*	5.12	5.14	2.31
1611	161151Y		1			
1611	161152Y		1¼			
1611	161153Y		1⅞			
1611	161154Y		1½			
1612	161250	18	0.71*	5.76	5.78	2.63
1612	161251Y		1			
1612	161252Y		1¼			
1612	161253Y		1⅞			
1612	161254Y		1½			
1613	161350	21	0.71*	6.71	6.72	3.10
1613	161351Y		1			
1613	161352Y		1¼			
1613	161353Y		1⅞			
1613	161354Y		1½			
1614	161450	25	0.71*	7.98	8.04	3.74
1614	161451Y		1			
1614	161452Y		1¼			
1614	161453Y		1⅞			
1614	161454Y		1½			

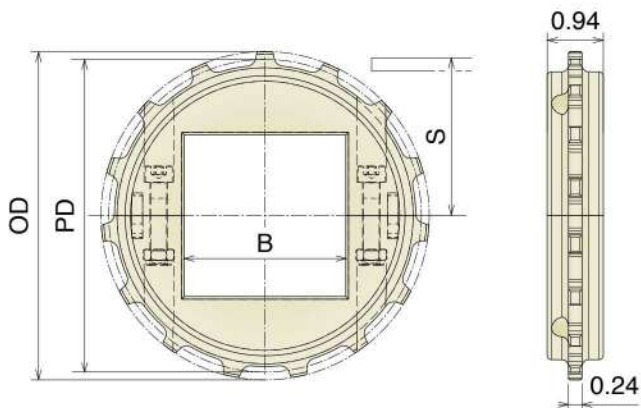
\*Plain Bore

**Material:** Machined: Polyamide  
Molded: Polyamide reinforced  
Screws: Stainless steel  
Nuts: Nickel plated brass

# 553 Split drive sprocket, machined

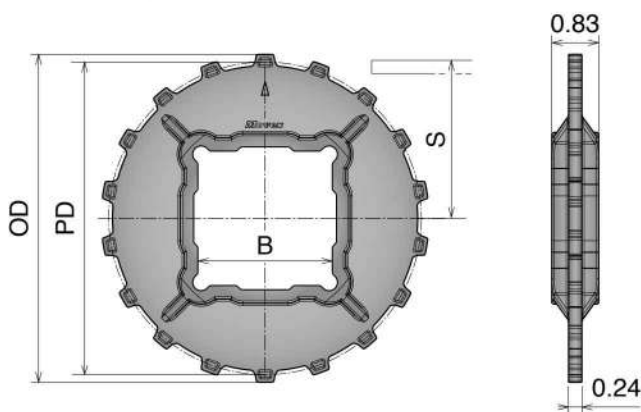


Part	Article-Nr.	Z-	Bore	PD	OD	S
1661	166108Y	12	1½x1½	3.86	3.84	1.75
1662	166208Y	15	1½x1½	4.81	4.80	2.22
1662	166210Y		2x2			
1663	166308Y	18	1½x1½	5.76	5.75	2.70
1663	166310Y		2x2			
1663	166311Y		2½x2½			



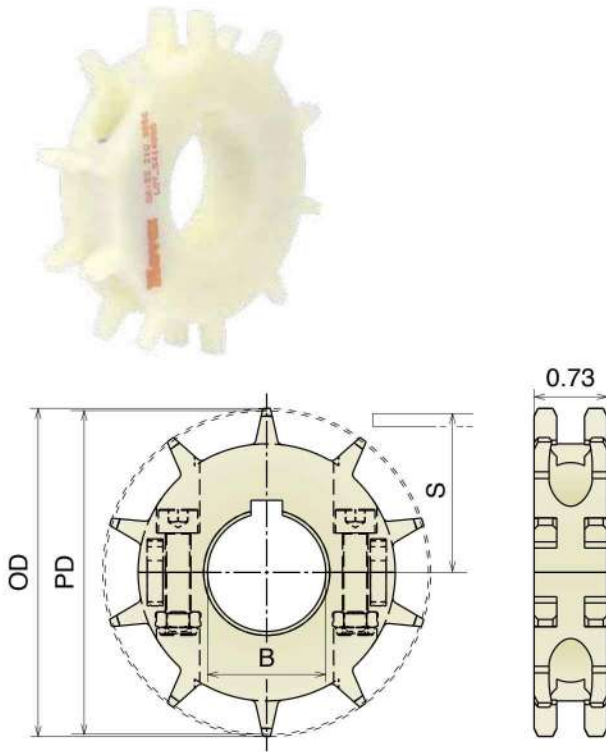
# 553 Drive sprocket, molded

Part	Article-Nr.	Z-	Bore	PD	OD	S
1665	166511Y	18	1½x1½	5.76	5.75	2.70
1665	166510Y		2x2			



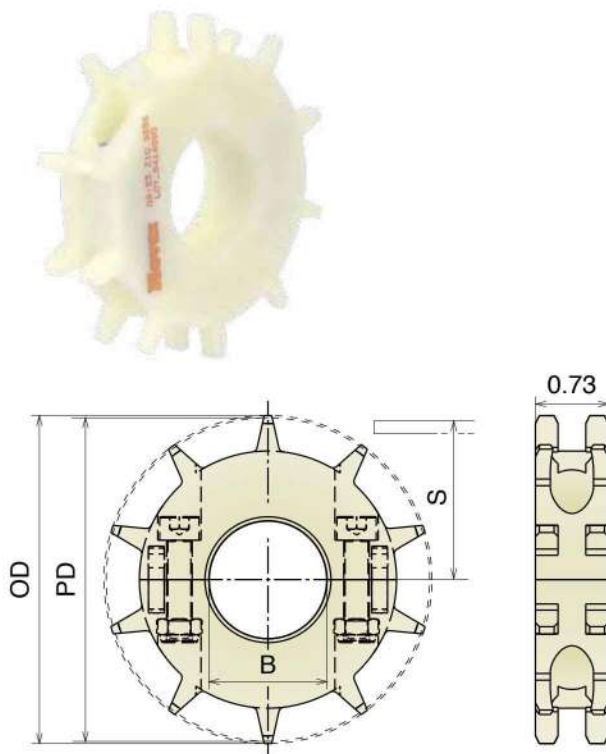
Material: Polyamide  
Screws: Stainless steel  
Nuts: Zinc plated steel

## 556 Split drive sprocket, machined



Part	Article-Nr.	Z-	Bore	PD	OD	S
1620	162001Y	10	1	3.24	3.28	1.30
1620	162002Y		1¼			
1620	162003YE		1⅞			
1620	162004YE		1½			
1620	162006Y		1* 1	□		
1620	162007Y		1¼* 1¼	□		
1620	162008YE		1½* 1½	□		
1621	162101Y	12	1	3.86	3.94	1.61
1621	162102Y		1¼			
1621	162103Y		1⅞			
1621	162104Y		1½			
1621	162106Y		1* 1	□		
1621	162107Y		1¼* 1¼	□		
1621	162108YE		1½* 1½	□		
1622	162201Y	15	1	4.81	4.89	2.09
1622	162202Y		1¼			
1622	162203Y		1⅞			
1622	162204Y		1½			
1622	162206Y		1* 1	□		
1622	162207Y		1¼* 1¼	□		
1622	162208Y		1½* 1½	□		
1623	162301Y	18	1	5.76	5.82	2.56
1623	162302Y		1¼			
1623	162303Y		1⅞			
1623	162304Y		1½			
1623	162306Y		1* 1	□		
1623	162307Y		1¼* 1¼	□		
1623	162308Y		1½* 1½	□		

## Split idler sprocket, machined

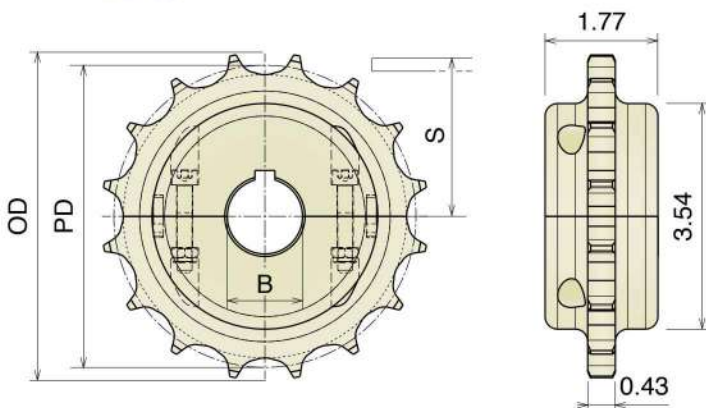


Part	Article-Nr.	Z-	Bore	PD	OD	S
1620	162050	10	0.71*	3.24	3.28	1.30
1620	162051Y		1			
1620	162052Y		1¼			
1620	162053YE		1⅞			
1620	162054YE		1½			
1621	162150	12	0.71*	3.86	3.94	1.61
1621	162151Y		1			
1621	162152Y		1¼			
1621	162153Y		1⅞			
1621	162154Y		1½			
1622	162250	15	0.71*	4.81	4.89	2.09
1622	162251Y		1			
1622	162252Y		1¼			
1622	162253Y		1⅞			
1622	162254Y		1½			
1623	162350	18	0.71*	5.76	5.82	2.56
1623	162351Y		1			
1623	162352Y		1¼			
1623	162353Y		1⅞			
1623	162354Y		1½			

\*Plain Bore

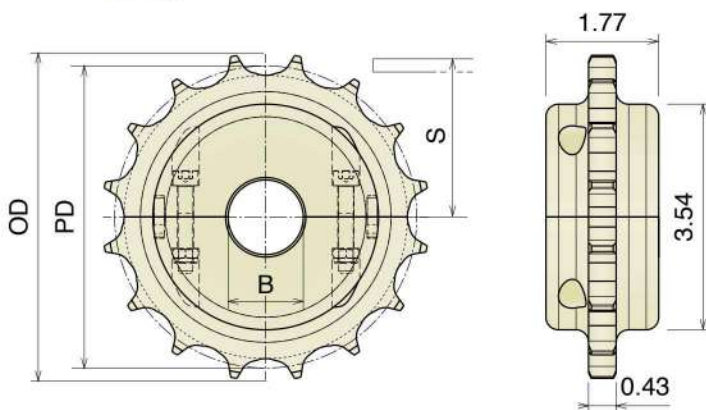
Material: Polyamide  
Screws: Stainless steel  
Nuts: Zinc plated steel

## 260-261 Split drive sprocket, machined



Part	Article-Nr.	Z-	Bore	PD	OD	S
1541	154101Y	16	1	5.07	5.15	2.67
1541	154102Y		1¼			
1541	154103Y		1⅞			
1541	154104Y		1½			
1542	154201Y	18	1	5.70	5.78	2.98
1542	154202Y		1¼			
1542	154203Y		1⅞			
1542	154204Y		1½			
1543	154301Y	19	1	6.07	6.15	3.17
1543	154302Y		1¼			
1543	154303Y		1⅞			
1543	154304Y		1½			

## Split idler sprocket, machined

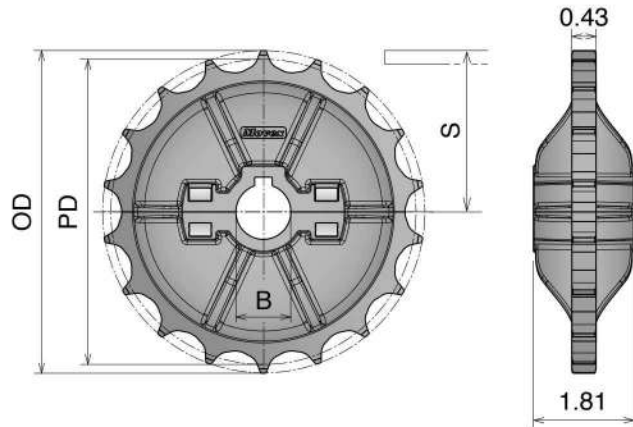


Part	Article-Nr.	Z-	Bore	PD	OD	S
1541	154150	16	0.71*	5.07	5.15	2.67
1541	154151Y		1			
1541	154152Y		1¼			
1541	154153Y		1⅞			
1541	154154Y		1½			
1542	154250	18	0.71*	5.70	5.78	2.98
1542	154251Y		1			
1542	154252Y		1¼			
1542	154253Y		1⅞			
1542	154254Y		1½			
1543	154350	19	0.71*	6.07	6.15	3.17
1543	154351Y		1			
1543	154352Y		1¼			
1543	154353Y		1⅞			
1543	154354Y		1½			

\*Plain Bore

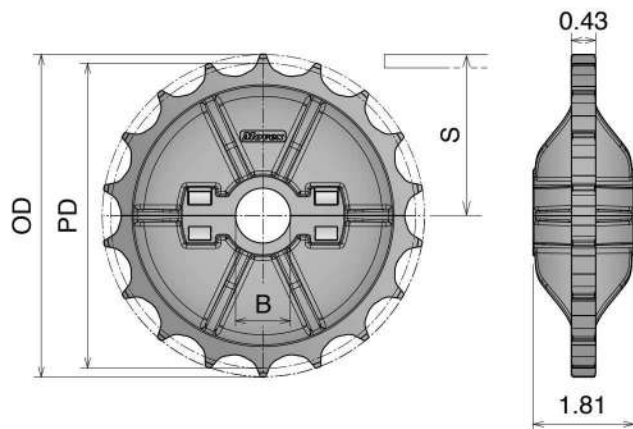
**Material:** Polyamide reinforced  
**Screws:** Stainless steel  
**Nuts:** Nickel plated brass

## 260-261 Split drive sprocket, molded



Part	Article-Nr.	Z	Bore	PD	OD	S
1545	154501Y	16	1	5.07	5.15	2.67
1545	154502Y		1¼			
1545	154503Y		1⅞			
1545	154504Y		1½			
1545	154506Y		1* 1	∅		
1545	154507Y		1¼* 1¼	∅		
1545	154508Y		1½* 1½	∅		
1546	154601Y	18	1	5.70	5.78	2.98
1546	154602Y		1¼			
1546	154603Y		1⅞			
1546	154604Y		1½			
1546	154606Y		1* 1	∅		
1546	154607Y		1¼* 1¼	∅		
1546	154608Y		1½* 1½	∅		
1547	154701Y	19	1	6.07	6.15	3.17
1547	154702Y		1¼			
1547	154703Y		1⅞			
1547	154704Y		1½			
1547	154706Y		1* 1	∅		
1547	154707Y		1¼* 1¼	∅		
1547	154708Y		1½* 1½	∅		

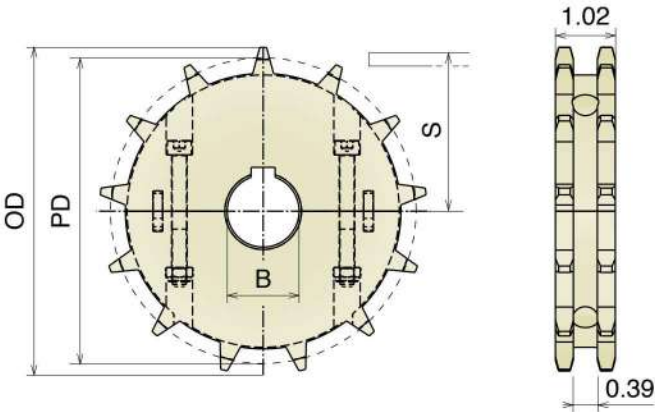
## Split idler sprocket, molded



Part	Article-Nr.	Z	Bore	PD	OD	S
1545	154551Y	16	1	5.07	5.15	2.67
1545	154552Y		1¼			
1545	154553Y		1⅞			
1545	154554Y		1½			
1546	154651Y	18	1	5.70	5.78	2.98
1546	154652Y		1¼			
1546	154653Y		1⅞			
1546	154654Y		1½			
1547	154751Y	19	1	6.07	6.15	3.17
1547	154752Y		1¼			
1547	154753Y		1⅞			
1547	154754Y		1½			

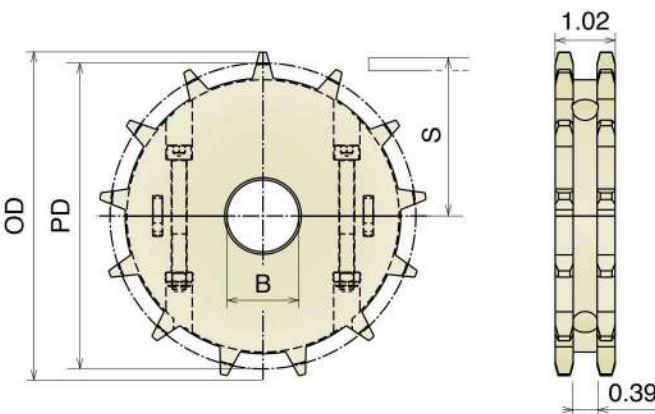
Material: Polyamide  
Screws: Stainless steel  
Nuts: Zinc plated steel

# 600 Split drive sprocket, machined



Part	Article-Nr.	Z-	Bore	PD	OD	S
1571	157101Y	10	1	4.05	4.24	1.77
1571	157102Y		1¼			
1571	157103Y		1⅞			
1571	157104Y		1½			
1572	157201Y	13	1	5.22	5.46	2.36
1572	157202Y		1¼			
1572	157203Y		1⅞			
1572	157204Y		1½			
1573	157301Y	15	1	6.01	6.27	2.75
1573	157302Y		1¼			
1573	157303Y		1⅞			
1573	157304Y		1½			
1574	157401Y	16	1	6.41	6.68	2.95
1574	157402Y		1¼			
1574	157403Y		1⅞			
1574	157404Y		1½			

# Split idler sprocket, machined



Part	Article-Nr.	Z-	Bore	PD	OD	S
1571	157150	10	0.71*	4.05	4.24	1.77
1571	157151Y		1			
1571	157152Y		1¼			
1571	157153Y		1⅞			
1571	157154Y		1½			
1572	157250	13	0.71*	5.22	5.46	2.36
1572	157251Y		1			
1572	157252Y		1¼			
1572	157253Y		1⅞			
1572	157254Y		1½			
1573	157350	15	0.71*	6.01	6.27	2.75
1573	157351Y		1			
1573	157352Y		1¼			
1573	157353Y		1⅞			
1573	157354Y		1½			
1574	157450	16	0.71*	6.41	6.68	2.95
1574	157451Y		1			
1574	157452Y		1¼			
1574	157453Y		1⅞			
1574	157454Y		1½			

\*Plain Bore

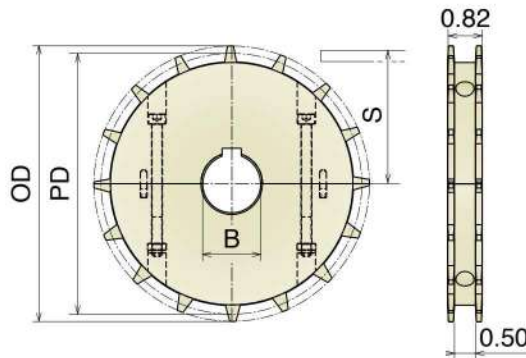
# 600 Support sprocket/Split support roller

Belt sprockets

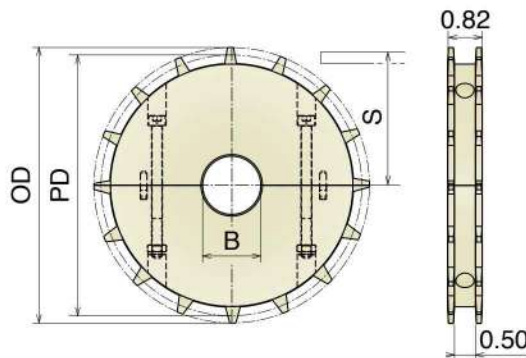
**Material:** Polyamide  
Screws: Stainless steel  
Nuts: Zinc plated steel

## 600 Support sprocket

Designed to support Small radius section



Split idler sprocket, machined



Split drive sprocket, machined

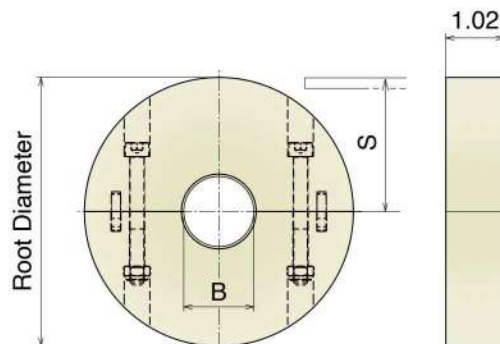
Article-Nr.	Z	Bore	PD	OD	S
157101YSR	10	1	4.04	4.24	1.77
157102YSR		1/4			
157103YSR		1/16			
157104YSR		1/2			
157201YSR	13	1	5.22	5.46	2.36
157202YSR		1/4			
157203YSR		1/16			
157204YSR		1/2			
157301YSR	15	1	6.02	6.27	2.75
157302YSR		1/4			
157303YSR		1/16			
157304YSR		1/2			
157401YSR	16	1	6.02	6.67	2.95
157402YSR		1/4			
157403YSR		1/16			
157404YSR		1/2			

Article-Nr.	Z	Bore	PD	OD	S
157150YSR	10	0.71*	4.04	4.24	1.77
157151YSR		1			
157152YSR		1/4			
157153YSR		1/16			
157154YSR		1/2			
157250YSR	13	0.71*	5.22	5.46	2.36
157251YSR		1			
157252YSR		1/4			
157253YSR		1/16			
157254YSR		1/2			
157350YSR	15	0.71*	6.02	6.27	2.75
157351YSR		1			
157352YSR		1/4			
157353YSR		1/16			
157354YSR		1/2			
157450YSR	16	0.71*	6.02	6.67	2.95
157451YSR		1			
157452YSR		1/4			
157453YSR		1/16			
157454YSR		1/2			

\*Plain Bore

## 600 Split support roller

Designed to support Small radius section



Fix split support roller with split collars  
Part 215



Split idler wheel, machined

Article-Nr.	Z- eq.	Bore	Root Ø	S
157150YSR	10	0.71*	3.36	1.77
157151YSR		1		
157152YSR		1/4		
157153YSR		1/16		
157154YSR		1/2		
157250YSR	13	0.71*	4.52	2.36
157251YSR		1		
157252YSR		1/4		
157253YSR		1/16		
157254YSR		1/2		
157350YSR	15	0.71*	5.28	2.75
157351YSR		1		
157352YSR		1/4		
157353YSR		1/16		
157354YSR		1/2		
157450YSR	16	0.71*	5.78	2.95
157451YSR		1		
157452YSR		1/4		
157453YSR		1/16		
157454YSR		1/2		

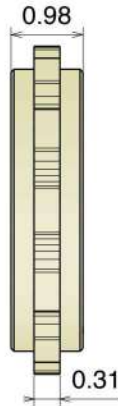
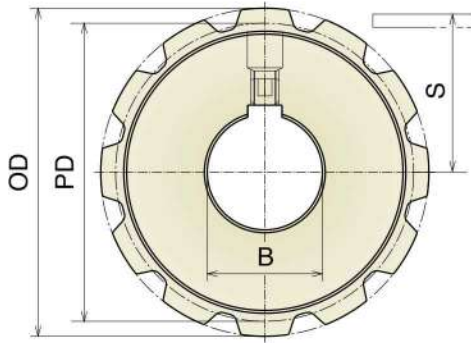
Material:  
Polyamide

# ZERO CONTACT / ZERO CONTACT PRO

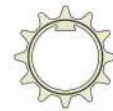
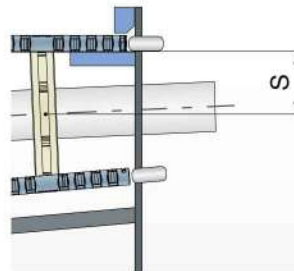
Belt sprockets

## ZERO CONTACT

Drive sprocket, machined



Part	Article-Nr.	Z	Bore	R <sub>r+50</sub>	PD	OD	S
1624	162401Y	12	1½	25.59	2.28	2.40	0.95
1624	162402Y			29.53	2.60	2.72	1.14
1624	162403Y			33.46	2.99	3.11	1.30
1624	162404Y			37.40	3.31	3.39	1.48
1624	162405Y			41.34	3.70	3.82	1.63
1624	162406Y			45.28	4.02	4.09	1.81
1624	162407Y			49.21	4.41	4.49	1.98
1624	162408Y			53.15	4.68	4.80	2.15
1624	162409Y			57.09	5.12	5.20	2.20
1624	162410Y			61.02	5.39	5.51	2.50
1624	162411Y			64.96	5.71	5.83	2.65
1624	162412Y			68.90	6.06	6.18	2.83
1624	162413Y			72.83	6.42	6.53	3.00
1624	162414Y			76.83	6.73	6.85	3.18
1624	162415Y			80.71	7.09	7.20	3.35
1624	162416Y			84.65	7.44	7.56	3.55


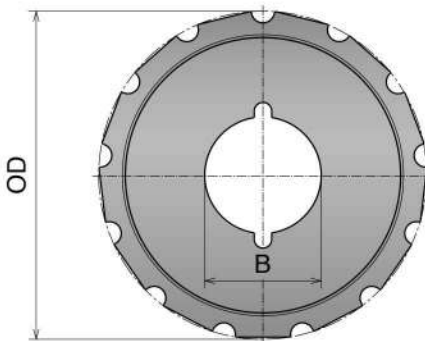


Smallest sprocket with integrated key valid only for code 162401Y

NOTE: in order to install the smallest sprockets a shaft key way continued to the end of the shaft is required.

## ZERO CONTACT PRO

Drive sprocket, machined



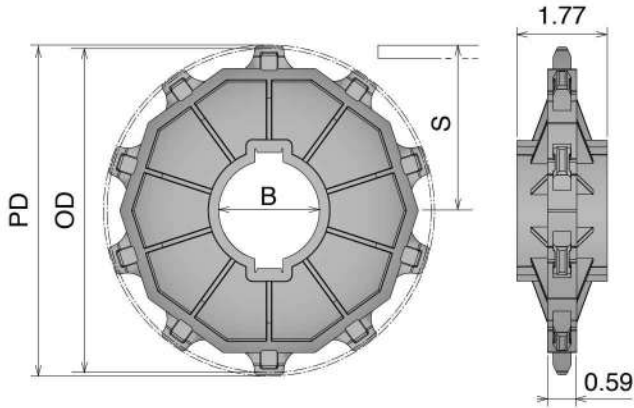
Part	Article-Nr.	Z	Bore	OD
1633	163301Y	13	1¼	1.80
1633	163302Y			2.05
1633	163303Y		1½	2.28
1633	163304Y			2.51
1633	163305Y			2.76
1633	163306Y			3.00
1633	163307Y			3.24
1633	163308Y			3.48
1633	163309Y			3.72
1633	163310Y			3.96
1633	163311Y			4.20
1633	163312Y			4.43
1633	163313Y			4.67
1633	163314Y			4.91
1633	163315Y			5.15
1633	163316Y			5.39
1633	163317Y			5.63

# 500 RR

Belt sprockets

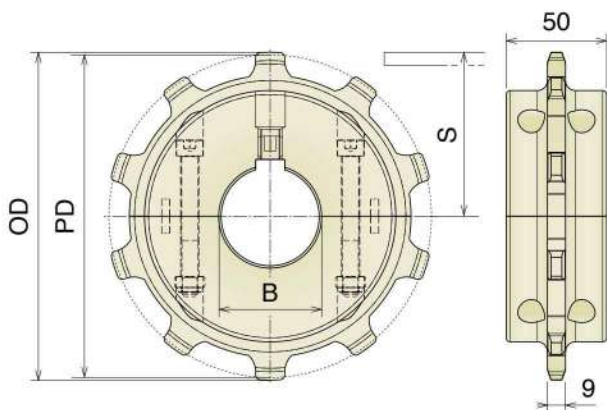
**Material:** Acetal resin  
**Screws:** Stainless steel  
**Nuts:** Stainless steel

## 500 RR Drive sprocket, molded



Part	Article-Nr.	Z-	Bore	PD	OD	S
1551	155104Y	10	Ø1½	6.47	6.42	2.92
1551	155105Y		Ø2			
1551	155106Y		1½x1½			
1551	155107Y		2x2			
1551	155108Y		2½x2½			
1552	155204Y	12	Ø1½	7.73	7.73	3.55
1552	155206Y		1½x1½			
1552	155207Y		2x2			
1552	155208Y		2½x2½			
1553	155311Y	13	Ø2½	8.36	8.41	3.86
1553	155310Y		Ø3½			
1553	155306Y		1½x1½			
1553	155307Y		2x2			
1553	155308Y		2½x2½			
1553	155309Y		3½x3½			
1559	155910Y	16	Ø3½	10.25	10.31	4.81
1559	155908Y		2½x2½			
1559	155909Y		3½x3½			
1559	155912Y		4½x4½			

## Drive sprocket, machined



Part	Article-Nr.	Z-	Bore	PD	OD	S
1607	160704Y	10	Ø1½	6.47	6.42	2.92
1607	160705Y		Ø2			
1607	160706Y		1½x1½			
1607	160707Y		2x2			
1607	160708Y		2½x2½			
1608	160804Y	12	Ø1½	7.73	7.73	3.55
1608	160806Y		1½x1½			
1608	160807Y		2x2			
1608	160808Y		2½x2½			
1609	160911Y	13	Ø2½	8.36	8.23	3.86
1609	160910Y		Ø3½			
1609	160906Y		1½x1½			
1609	160907Y		2x2			
1609	160908Y		2½x2½			
1609	160909Y		3½x3½			
1610	161010Y	16	Ø3½	10.25	10.31	4.81
1610	161005Y		Ø2,5"			
1610	161008Y		2½x2½			
1610	161009Y		3½x3½			
1610	161012YE		4½x4½			

Material: Acetal resin  
Screws: Stainless steel  
Nuts: Stainless steel

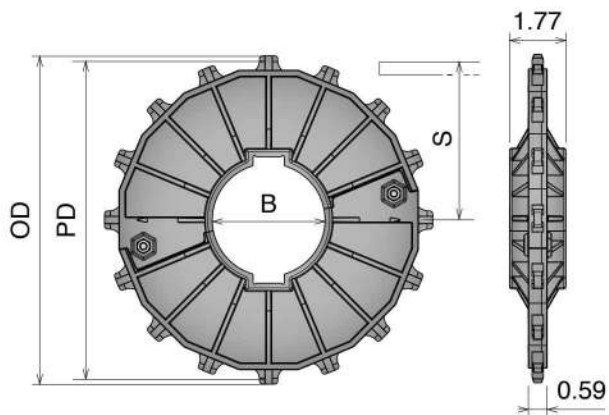
## 500 RR Split Version Drive sprocket, molded

Part	Article-Nr.	Z	Bore	PD	OD	S
1558	155810	16	Ø 90 with double key way	10.25	10.31	4.81



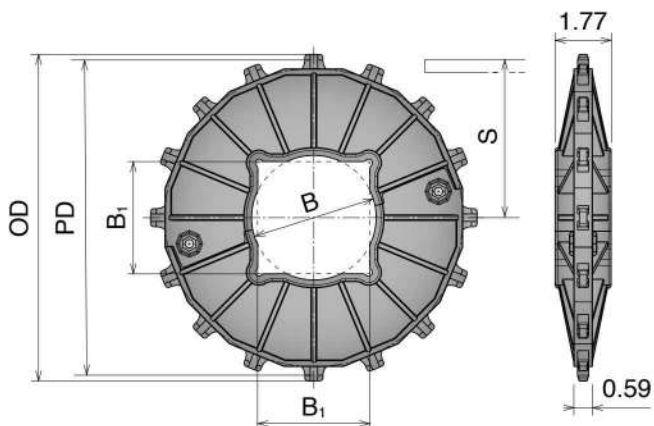
### Advantages:

- Easy clean
- Easy installation
- Heavy duty design



## Split idler sprocket, molded

Part	Article-Nr.	Z	Bore (B)	Bore (B <sub>1</sub> x B <sub>1</sub> )	PD	OD	S
1558	155809	16	Ø 100	90 x 90	10.25	10.31	4.81





# 257

## Materials chemical resistance

<b>Materials resistance</b> Page 258->260	<b>General</b> Page 261	<b>PH-Range</b> Page 261	<b>Rubber materials</b> Page 261	<b>Plastic materials</b> Page 262	<b>Pin materials</b> Page 262
----------------------------------------------	----------------------------	-----------------------------	-------------------------------------	--------------------------------------	----------------------------------

## Materials for plastic chains and modular belts

<b>POM</b>	<b>Low friction Acetal</b>	<b>Lubricated Acetal</b>	<b>Antistatic Acetal</b>
	<b>LF</b>	<b>MPX</b> Page 264	<b>AS</b> Page 266
	<b>LFA</b>		
	<b>LFB</b>		
	<b>LFD</b>		
	<b>LFG</b>		
	<b>LFN</b>	<b>Reinforced Acetal</b>	
	<b>LFW</b> Page 263	<b>DKM</b> Page 265	

<b>PBT</b>	<b>Performance Polybutylene terephthalate</b>	<b>Extra-Performance Polybutylene terephthalate</b>
	<b>MX</b> Page 267	<b>PFX</b> Page 268

<b>PP</b>	<b>Polypropylene</b>	<b>Reinforced Polypropylene</b>
	<b>PP</b>	<b>PPX</b> Page 270
	<b>PPB</b>	
	<b>PPW</b> Page 269	

<b>PA</b>	<b>Polyamide composite</b>	<b>Polyamide composite</b>
	<b>MWX</b> Page 271	<b>PA</b> Page 272

## Materials for stainless steel chains



Stainless steel

<b>SS</b> Page 273	<b>SSE</b> Page 274
<b>SSM</b> Page 275	

## Materials for sprockets



<b>Polyamide</b>	<b>Reinforced Polyamide</b>
<b>PA</b> Page 276	<b>RPA</b> Page 276

# Material chemical resistance

Materials chemical resistance

LEGEND: ● Resistant | ● Conditionally Resistant | ● Not Resistant

## Material chemical resistance

Substances		PBT	POM	PP	PE	PA
at norm climate conditions DIN50014, 73°F/50% r.a.h.		Chains & Belts	Chains & Belts	Chains & Belts	Curves Chain guides Components	Sporckets Components Chains & Belts
<b>A</b>	<b>Acetamide 50%</b>		●		●	●
	Acetic acid, aqueous solution 10%	●	●	●	●	●
	Acetic acid, aqueous solution 5%	●	●	●	●	●
	Acetic acid, concentrated	●	●	●	●	●
	Acetone	●	●	●	●	●
	Ammonia, aqueous solution 10%	●	●	●	●	●
	Anone			●	●	●
<b>B</b>	<b>Benzene</b>	●	●	●	●	●
	Benzine	●	●	●	●	●
	Bitumen		●	●	●	●
	Boric acid, aqueous solution 10%	●	●	●	●	●
	Butyl acetate	●	●	●	●	●
<b>C</b>	<b>Calcium chloride, aqueous solution 10%</b>	●	●	●	●	●
	Carbon tetrachloride	●	●	●	●	●
	Chlorbenzene	●	●	●	●	●
	Chloroform	●	●	●	●	●
	Citric acid, aqueous solution 10%	●	●	●	●	●
	Cupric (II) sulphate, 10%		●	●	●	●
	Cyclohexane	●	●	●	●	●
	Cyclohexanone	●	●	●	●	●
<b>D</b>	<b>Diesel oil</b>	●	●	●	●	●
	Dimethyl formamide	●	●	●	●	●
	Diethyl phthalate	●	●	●	●	●
	Dioxane	●	●	●	●	●
<b>E</b>	<b>Edible fats, edible oils</b>	●	●	●	●	●
	Ethanol 96%	●	●	●	●	●
	Ethyl ether	●	●	●	●	●
	Ethylacetate	●	●	●	●	●
	Ethylene chloride	●	●	●	●	●
<b>F</b>	<b>Formaldehyde, aqueous solution 30%</b>		●	●	●	●
	Formamide	●	●		●	●
	Formic acid, aqueous solution 10%	●	●	●	●	●
	Freon, frigen, liquid	●		●	●	●
	Fruit juices	●	●	●	●	●

LEGEND: ● Resistant | ● Conditionally Resistant | ● Not Resistant

Substances	PBT	POM	PP	PE	PA
	Chains & Belts	Chains & Belts	Chains & Belts	Curves Chain guides Components	Sprockets Components Chains & Belts
at norm climate conditions DIN50014, 73°F/50% r.a.h.					
Fuel oil	●	●	●	●	●
<b>G</b> Glycerine	●	●	●	●	●
Glycol	●	●	●	●	●
Glysantine, aqueous solution 40%	●	●	●	●	●
<b>H</b> Heptane, hexane	●	●	●	●	●
Hydrochloric acid, aqueous solution 2%	●	●	●	●	●
Hydrochloric acid, aqueous solution 36%	●	●	●	●	●
Hydrofluoric acid, 40%	●	●	●	●	●
Hydrogen peroxide, aqueous solution 0.5%	●	●	●	●	●
Hydrogen peroxide, aqueous solution 30%	●	●	●	●	●
Hydrogen sulphide	●	●	●	●	●
Hydrogen sulphide, aqueous solution	●	●	●	●	●
<b>I</b> Iodine solution, alcohol solution			●	●	●
Iso-octane			●	●	●
Isopropanol	●	●	●	●	●
<b>L</b> Lactic acid, aqueous solution 10%	●	●	●	●	●
Lactic acid, aqueous solution 90%		●	●	●	●
Linseed oil	●	●	●	●	●
<b>M</b> Methanol	●	●	●	●	●
Methyl ethyl ketone	●	●	●	●	●
Methylene chloride	●	●	●	●	●
Milk	●	●	●	●	●
<b>N</b> Nitric acid, aqueous solution 2%	●	●	●	●	●
Nitrobenzene	●	●	●	●	●
<b>O</b> Oxalic acid, aqueous solution 10%	●	●	●	●	●
Ozone	●	●		●	●
<b>P</b> Paraffin oil	●	●	●	●	●
Perchlorethylene	●	●	●	●	●
Petroleum	●	●	●	●	●
Phenol, aqueous solution	●	●	●	●	●
Phosphoric acid, aqueous solution 10%	●	●	●	●	●
Phosphoric acid, concentrated	●	●	●	●	●
Potassium dichromate, aqueous solution 10%	●	●	●	●	●
Potassium lye, aqueous solution 10%	●	●	●	●	●
Potassium lye, aqueous solution 50%	●	●	●	●	●

# Material chemical resistance

Materials chemical resistance

LEGEND: ● Resistant | ● Conditionally Resistant | ● Not Resistant

Substances		PBT	POM	PP	PE	PA
at norm climate conditions DIN50014, 23°C/50% r.a.h.		Chains & Belts	Chains & Belts	Chains & Belts	Curves Chain guides Components	Sporckets Components Chains & Belts
	Potassium permanganate, aqueous solution 1%	●	●	●	●	●
	Propanol	●	●	●	●	●
	Pyridine		●	●	●	●
<b>S</b>	Salicylc acid	●			●	●
	Silicon oils	●	●	●	●	●
	Soap solution, aqueous solution	●	●	●	●	●
	Soda lye, aqueous solution 5%	●	●	●	●	●
	Soda lye, aqueous solution 50%	●	●	●	●	●
	Soda solution, aqueous solution 10%	●		●	●	●
	Sodium bisulphite, aqueous solution 10%	●	●	●	●	●
	Sodium carbonate, aqueous solution 10%	●	●	●	●	●
	Sodium chloride, aqueous solution 10%	●	●	●	●	●
	Sodium hypochlorite, aqueous solution 10%	●	●	●	●	●
	Sodium nitrate, aqueous solution 10%	●	●	●	●	●
	Sodium thiosulphate, aqueous solution 10%	●	●	●	●	●
	Styrene	●	●	●	●	●
	Sulphuric acid, aqueous solution 2%	●	●	●	●	●
	Sulphuric acid, concentrated 98%	●	●	●	●	●
<b>T</b>	Tar	●	●	●		●
	Tartaric acid	●	●	●	●	●
	Tetrahydrofurane	●	●	●	●	●
	Tetralin	●	●		●	●
	Toluene	●	●	●	●	●
	Transformer oil	●	●	●	●	●
	Trichlorethylene	●	●	●	●	●
	Triethanolamine	●	●	●	●	●
<b>U</b>	Urea, aqueous solution	●	●	●	●	●
<b>V</b>	Vaseline	●	●	●	●	●
<b>W</b>	Water, cold	●	●	●	●	●
	Water, warm	●	●	●	●	●
	Wax, molten	●	●	●	●	●
	Wine, brandy	●	●	●	●	●
<b>X</b>	Xylene	●	●	●	●	●
<b>Z</b>	Zinc chloride, aqueous solution 10%	●	●	●	●	●

## General

LEGEND: ● Resistant | ● Conditionally Resistant | ● Not Resistant

Test condition	PBT	POM	PP	PE	PA
at norm climate conditions DIN50014, 73°F/50% r.a.h.	Chains & Belts	Chains & Belts	Chains & Belts	Curves Chain guides Components	Sprockets Components Chains & Belts
Acids, weak	●	●	●	●	●
Acids, strong	●	●	●	●	●
Alkalines, weak	●	●	●	●	●
Alkalines, strong	●	●	●	●	●
Solvents, alcohol	●	●	●	●	●
Solvents, ester	●	●	●	●	●
Solvents, ether	●	●	●	●	●
Solvents, Ketone	●	●	●	●	●
Water, cold	●	●	●	●	●
Water, hot	●	●	●	●	●

## PH-Range

General pH-limits at 73°F	PBT	POM	PP	PE	PA
Lower limit	2	4	1	1	4
Upper limit	9	13	13,5	13,5	12

## Rubber materials

LEGEND: ● Very good | ● Good | ● Worse

Test condition	NBR	EPDM-PP	TPR	TPE
at 73°F	GT stainless steel chains	Gripper chains	Gripper chains	GT plastic chains & belts
<b>Mechanical resistance</b>				
Wear resistance	●	●	●	●
Tear resistance	●	●	●	●
<b>Chemical resistance</b>				
Against acids	●	●	●	●
Against alkalines	●	●	●	●
Against oils	●	●	●	●
Against solvents	●	●	●	●
<b>Application temperatures</b>				
°F -	-22	-40	-58	-58
°F +	212	266	248	248

## Extruded/machined plastic materials

LEGEND: ● Very good | ● Good | ● Satisfactory

Test condition	UHMWPE	BluLub	C
at 73°F	Extremely high mol. weight	UHMWPE w/built in lubrication	UHMWPE w/ceramic additives
<b>Mechanical resistance</b>			
Wear resistance against steel chains	●	●	●
Wear resistance against plastic chains	●	●	
<b>Chemical resistance</b>			
Against acids	●	●	●
Against alkalines	●	●	●
Against oils	●	●	●
Against solvents	●	●	●
<b>Application temperatures</b>			
°F -	-40	-40	-40
°F + (shortly)	176 (212)	50 (122)	176 (212)

## Pin materials

General pH-limits at 73°F	PBT	POM	PP	PE	PA
Lower limit	2	4	1	1	4
Upper limit	9	13	13,5	13,5	12

Stainless steel	Pin	Remarks
SSM	DIN-EN 1.4057 / AISI 431	Hardened
SSE	DIN-EN 1.4057 / AISI 431	Hardened
SS	DIN-EN 1.4057 / AISI 431	
SSA	DIN-EN 1.4301 / AISI 304	


Plastic chains	Pin	Remarks
All materials	Ferritic Stainless steel (Suitable for magnetic system DIN-EN 1.4016 - AISI 430)	820, 880 TAB (also available with plastic pin POM reinforced)

Plastic belts	Pin	Remarks
LFA	PBT	White
MPX	PBT	White
DKM	PBT	White
MWX	PBT	White
MX/PFX	POM	Grey
PP	PP	Blue (500 RR: PP grey)

## LF-LFA-LFB-LFD-LFG-LFN-LFW



LF



LFA

Also available:

- LFB
- LFD
- LFG
- LFN
- LFW

### Description

**Low friction Acetal Resin.**

*This material can be used in all common applications.*

**Primary Components:** POM

### General information

Material	Chemical abbreviation	Allowable application temperatures						FDA Approval
		Fahrenheit			Celsius			
		Min	Max		Min	Max		
			Dry	Wet		Dry	Wet	
Low friction acetal	POM	-40	176	149	-40	80	65	YES

### Friction Factors Between Material and Product

Lubrication	Product Material					
	Paper & carton	Metal (steel)	Aluminium	Plastics & PET	Glass (returnable)	Glass (new)
Dry	0,28	0,25	0,25	0,21	0,24	0,20
Water	n.a.	0,20	0,18	0,16	0,18	0,15
W&s & Dry lube	n.a.	0,15	0,14	0,13	0,14	0,12
Oil	n.a.	0,10	n.a.	n.a.	n.a.	n.a.

### Friction Factors Between Material and Product

Lubrication	Wearstrip Material		
	Stainless steel	UHMW-PE & PA	BluLub®
Dry	0,24	0,20	0,18
Water	0,19	0,16	0,14
W&s & Dry lube	0,15	0,10	0,10
Oil	0,10	0,10	0,10

#### Note

Material properties and performance of final product are subject to variation according to operating conditions, e.g. environmental conditions, chemicals, cleanliness.

## MPX



Materials

### Description

**High performance Material with a low coefficient of friction.**

*This material can increase wear life 25% over LF material.*

**Primary Components:** POM

### General information

Material	Chemical abbreviation	Allowable application temperatures						FDA Approval
		Fahrenheit			Celsius			
		Min	Max		Min	Max		
			Dry	Wet		Dry	Wet	
Lucricated Acetal	POM	-40	176	149	-40	80	65	YES

### Friction Factors Between Material and Product

Lubrication	Product Material					
	Paper & carton	Metal (steel)	Aluminium	Plastics & PET	Glass (returnable)	Glass (new)
Dry	0,24	0,22	0,21	0,19	0,21	0,16
Water	n.a.	0,19	0,17	0,15	0,17	0,14
W&s & Dry lube	n.a.	0,15	0,14	0,13	0,13	0,12
Oil	n.a.	0,10	n.a.	n.a.	n.a.	n.a.

### Friction Factors Between Material and Product

Lubrication	Wearstrip Material		
	Stainless steel	UHMW-PE & PA	<i>BluLub</i>
Dry	0,23	0,19	0,17
Water	0,19	0,15	0,14
W&s & Dry lube	0,15	0,10	0,10
Oil	0,10	0,10	0,10

#### Note

Material properties and performance of final product are subject to variation according to operating conditions, e.g. environmental conditions, chemicals, cleanliness.

## DKM

Materials

**Description****Aramide reinforced acetal material***It's commonly used in dry running glass handling applications.***Primary Component:** POM**General information**

Material	Chemical abbreviation	Allowable application temperatures						FDA Approval
		Fahrenheit			Celsius			
		Min	Max		Min	Max		
			Dry	Wet		Dry	Wet	
Aramide reinforced acetal	POM	-40	176	149	-40	80	65	n.a.

**Friction Factors Between Material and Product**

Lubrication	Product Material					
	Paper & carton	Metal (steel)	Aluminium	Plastics & PET	Glass (returnable)	Glass (new)
Dry	0,21	0,19	0,16	0,20	0,15	0,13
Water	n.a.	0,17	0,15	0,15	0,14	0,13
W&s & Dry lube	n.a.	0,14	0,13	0,13	0,12	0,11
Oil	n.a.	0,10	n.a.	n.a.	n.a.	n.a.

**Friction Factors Between Material and Product**

Lubrication	Wearstrip Material		
	Stainless steel	UHMW-PE & PA	<i>BluLub</i> <sup>®</sup>
Dry	0,21	0,19	0,17
Water	0,18	0,15	0,14
W&s & Dry lube	0,15	0,11	0,11
Oil	0,10	0,10	0,10

**Note**

Material properties and performance of final product are subject to variation according to operating conditions, e.g. environmental conditions, chemicals, cleanliness.

## AS



Materials

**Description****AS material**

eliminates the static accumulation that can happen during conveying products.

**Primary Components:** POM

**General information**

Material	Chemical abbreviation	Allowable application temperatures						FDA Approval
		Fahrenheit			Celsius			
		Min	Max		Min	Max		
			Dry	Wet		Dry	Wet	
Antistatic Acetal	POM	-4	180	N.R.	-18	82	N.R.	YES

**Friction Factors Between Material and Product**

Lubrication	Product Material					
	Paper & carton	Metal (steel)	Aluminium	Plastics & PET	Glass (returnable)	Glass (new)
Dry	0,35	0,28	0,29	0,25	0,27	0,24
Water	n.a.	n.a.	n.a.	n.a.	n.a.	n.a.
W&s & Dry lube	n.a.	n.a.	n.a.	n.a.	n.a.	n.a.
Oil	n.a.	n.a.	n.a.	n.a.	n.a.	n.a.

**Friction Factors Between Material and Product**


Lubrication	Wearstrip Material		
	Stainless steel	UHMW-PE & PA	<i>BluLub</i>
Dry	0,27	0,22	0,20
Water	n.a.	n.a.	n.a.
W&s & Dry lube	n.a.	n.a.	n.a.
Oil	n.a.	n.a.	n.a.

**Note**

Material properties and performance of final product are subject to variation according to operating conditions, e.g. environmental conditions, chemicals, cleanliness.

# MX

Materials



### Description

Extra Performance material (PBT with additives) with a very low coefficient of friction and improved wear resistance. Recommended for high speed and dry running applications.

Primary Components: PBT

### General information

Material	Chemical abbreviation	Allowable application temperatures						FDA Approval
		Fahrenheit			Celsius			
		Min	Max		Min	Max		
			Dry	Wet		Dry	Wet	
Performance PBT	PBT	-40	248	140	-40	120	60	YES

### Friction Factors Between Material and Product

Lubrication	Product Material					
	Paper & carton	Metal (steel)	Aluminium	Plastics & PET	Glass (returnable)	Glass (new)
Dry	0,20	0,18	0,15	0,13	0,14	0,12
Water	n.a.	0,16	0,14	0,12	0,13	0,12
W&s & Dry lube	n.a.	0,13	0,12	0,10	0,11	0,10
Oil	n.a.	0,10	n.a.	n.a.	n.a.	n.a.


### Friction Factors Between Material and Product

Lubrication	Wearstrip Material		
	Stainless steel	UHMW-PE & PA	BluLub®
Dry	0,20	0,16	0,13
Water	0,17	0,11	0,09
W&s & Dry lube	0,14	0,09	0,08
Oil	0,10	0,10	0,10

#### Note

Material properties and performance of final product are subject to variation according to operating conditions, e.g. environmental conditions, chemicals, cleanliness.

## PFX



Materials

### Description

**Extra Performance material (PBT with additives)** with a very low coefficient of friction and improved wear resistance. Recommended for high speed and dry running applications.

**Primary Components:** PBT

### General information

Material	Chemical abbreviation	Allowable application temperatures						FDA Approval
		Fahrenheit			Celsius			
		Min	Max		Min	Max		
			Dry	Wet		Dry	Wet	
Extra performance PBT	PBT	-40	248	140	-40	120	60	YES

### Friction Factors Between Material and Product

Lubrication	Product Material					
	Paper & carton	Metal (steel)	Aluminium	Plastics & PET	Glass (returnable)	Glass (new)
Dry	0,18	0,16	0,14	0,10	0,11	0,10
Water	n.a.	0,14	0,13	0,11	0,12	0,11
W&s & Dry lube	n.a.	0,12	0,11	0,09	0,10	0,09
Oil	n.a.	0,09	n.a.	n.a.	n.a.	n.a.


### Friction Factors Between Material and Product

Lubrication	Wearstrip Material		
	Stainless steel	UHMW-PE & PA	<i>BluLub</i>
Dry	0,18	0,16	0,12
Water	0,15	0,10	0,08
W&s & Dry lube	0,13	0,08	0,07
Oil	0,09	0,09	0,09

#### Note

Material properties and performance of final product are subject to variation according to operating conditions, e.g. environmental conditions, chemicals, cleanliness.

## PP-PPB-PPW



Also available:

**PPB**

**PPW**

### Description

**Polypropylene**

for better chemical resistance and higher temperatures.

**Primary Component:** PP

### General information

Material	Chemical abbreviation	Allowable application temperatures						FDA Approval
		Fahrenheit			Celsius			
		Min	Max		Min	Max		
			Dry	Wet		Dry	Wet	
Polypropylene	PP	40	220	220	4	104	104	YES

### Friction Factors Between Material and Product

Lubrication	Product Material					
	Paper & carton	Metal (steel)	Aluminium	Plastics & PET	Glass (returnable)	Glass (new)
Dry	0,40	0,30	0,32	0,28	0,29	0,26
Water	n.a.	0,24	0,26	0,22	0,23	0,21
W&s & Dry lube	n.a.	0,20	0,20	0,18	0,19	0,18
Oil	n.a.	0,10	n.a.	n.a.	n.a.	n.a.


### Friction Factors Between Material and Product

Lubrication	Wearstrip Material		
	Stainless steel	UHMW-PE & PA	<i>BluLub</i> ®
Dry	0,29	0,24	0,21
Water	0,23	0,19	0,17
W&s & Dry lube	0,19	0,13	0,13
Oil	0,10	0,10	0,10

#### Note

Material properties and performance of final product are subject to variation according to operating conditions, e.g. environmental conditions, chemicals, cleanliness.

# PPX



Materials

## Description

### Reinforced Polypropylene

for improved heat stability and chemical resistance.

**Primary Component:** PP

## General information

Material	Chemical abbreviation	Allowable application temperatures						FDA Approval
		Fahrenheit			Celsius			
		Min	Max		Min	Max		
			Dry	Wet		Dry	Wet	
Reinforced Polypropylene	PP	40	220	220	4	104	104	YES

## Friction Factors Between Material and Product

Lubrication	Product Material					
	Paper & carton	Metal (steel)	Aluminium	Plastics & PET	Glass (returnable)	Glass (new)
Dry	0,40	0,30	0,32	0,28	0,29	0,26
Water	n.a.	0,24	0,26	0,22	0,23	0,21
W&s & Dry lube	n.a.	0,20	0,20	0,18	0,19	0,18
Oil	n.a.	0,10	n.a.	n.a.	n.a.	n.a.

## Friction Factors Between Material and Product


Lubrication	Wearstrip Material		
	Stainless steel	UHMW-PE & PA	<i>BluLub</i>
Dry	0,29	0,24	0,21
Water	0,23	0,19	0,17
W&s & Dry lube	0,19	0,13	0,13
Oil	0,10	0,10	0,10

### Note

Material properties and performance of final product are subject to variation according to operating conditions, e.g. environmental conditions, chemicals, cleanliness.

# MWX

Materials



## Description

**MWX increases wear life**

Used in applications where chain is subject to abrasives conditions such as glass sand and dirt.

**Primary Component:** Nylon (PA)

## General information

Material	Chemical abbreviation	Allowable application temperatures						FDA Approval
		Fahrenheit			Celsius			
		Min	Max		Min	Max		
			Dry	Wet		Dry	Wet	
Polyamid Composite	PA	-40	219	N.R.	-40	104	N.R.	n.a.

## Friction Factors Between Material and Product

Lubrication	Product Material					
	Paper & carton	Metal (steel)	Aluminium	Plastics & PET	Glass (returnable)	Glass (new)
Dry	0,24	0,21	0,18	0,15	0,17	0,14
Water	n.a.	0,19	0,17	0,14	0,15	0,14
W&s & Dry lube	n.a.	0,15	0,14	0,12	0,13	0,12
Oil	n.a.	0,10	n.a.	n.a.	n.a.	n.a.


## Friction Factors Between Material and Product

Lubrication	Wearstrip Material		
	Stainless steel	UHMW-PE & PA	BluLub®
Dry	0,24	0,19	0,15
Water	0,20	0,13	0,11
W&s & Dry lube	0,17	0,11	0,09
Oil	0,10	0,10	0,10

### Note

Material properties and performance of final product are subject to variation according to operating conditions, e.g. environmental conditions, chemicals, cleanliness.

# PA



Materials

### Description

#### PA Polyamide composite

The high crystallinity of this material gives it excellent mechanical properties such as high abrasion, high wear resistance as well as good hardness and stiffness.

**Primary Components:** Nylon

### General information

Material	Chemical abbreviation	Allowable application temperatures						FDA Approval
		Fahrenheit			Celsius			
		Min	Max		Min	Max		
			Dry	Wet		Dry	Wet	
Polyamid Composite	PA	-40	219	N.R.	-40	104	N.R.	n.a.

### Friction Factors Between Material and Product

Lubrication	Product Material					
	Paper & carton	Metal (steel)	Aluminium	Plastics & PET	Glass (returnable)	Glass (new)
Dry	0,24	0,21	0,18	0,15	0,17	0,14
Water	n.a.	0,19	0,17	0,14	0,15	0,14
W&s & Dry lube	n.a.	0,15	0,14	0,12	0,13	0,12
Oil	n.a.	0,10	n.a.	n.a.	n.a.	n.a.

### Friction Factors Between Material and Product

Lubrication	Wearstrip Material		
	Stainless steel	UHMW-PE & PA	<i>BluLub</i>
Dry	0,24	0,19	0,15
Water	0,20	0,13	0,11
W&s & Dry lube	0,17	0,11	0,09
Oil	0,10	0,10	0,10

#### Note

Material properties and performance of final product are subject to variation according to operating conditions, e.g. environmental conditions, chemicals, cleanliness.

# SS



Materials

### Description

**Ferritic Stainless Steel (1.4016)**  
for standard applications.

### General information

Material	Chemical abbreviation	Allowable application temperatures						FDA Approval
		Fahrenheit			Celsius			
		Min	Max		Min	Max		
			Dry	Wet		Dry	Wet	
Standard Stainless Steel	1.4016	-22	750	265	-30	400	130	n.a.

### Friction Factors Between Material and Product

Lubrication	Product Material					
	Paper & carton	Metal (steel)	Aluminium	Plastics & PET	Glass (returnable)	Glass (new)
Dry	0,40	0,50	0,35	0,30	0,47	0,35
Water	n.a.	0,35	0,30	0,25	0,31	0,30
W&s & Dry lube	n.a.	0,20	0,15	0,15	0,21	0,15
Oil	n.a.	0,20	n.a.	n.a.	n.a.	n.a.

### Friction Factors Between Material and Product

Lubrication	Wearstrip Material		
	Stainless steel	UHMW-PE & PA	BluLub®
Dry	n.a.	0,35	0,32
Water	0,40	0,27	0,24
W&s & Dry lube	0,20	0,18	0,15
Oil	0,20	0,18	0,15

#### Note

Material properties and performance of final product are subject to variation according to operating conditions, e.g. environmental conditions, chemicals, cleanliness.

## SSE



Materials

### Description

**Specially treated Ferritic Stainless Steel (1.4589)**  
for improved working-load and less friction.

### General information

Material	Chemical abbreviation	Allowable application temperatures						FDA Approval
		Fahrenheit			Celsius			
		Min	Max		Min	Max		
			Dry	Wet		Dry	Wet	
Special Stainless Steel	1.4589	-22	750	265	-30	400	130	n.a.

### Friction Factors Between Material and Product

Lubrication	Product Material					
	Paper & carton	Metal (steel)	Aluminium	Plastics & PET	Glass (returnable)	Glass (new)
Dry	0,38	0,48	0,33	0,29	0,45	0,33
Water	n.a.	0,33	0,29	0,24	0,29	0,29
W&s & Dry lube	n.a.	0,19	0,14	0,14	0,20	0,14
Oil	n.a.	0,19	n.a.	n.a.	n.a.	n.a.

### Friction Factors Between Material and Product

Lubrication	Wearstrip Material		
	Stainless steel	UHMW-PE & PA	<i>BluLub</i>
Dry	n.a.	0,33	0,30
Water	0,38	0,26	0,23
W&s & Dry lube	0,19	0,17	0,14
Oil	0,19	0,17	0,14

#### Note

Material properties and performance of final product are subject to variation according to operating conditions, e.g. environmental conditions, chemicals, cleanliness.

SSM



Materials

### Description

**Specially treated Ferritic SS (1.4589)**  
with optimized surface finish for superior sliding properties. For High-Speed and more critical applications.

### General information

Material	Chemical abbreviation	Allowable application temperatures						FDA Approval
		Fahrenheit			Celsius			
		Min	Max		Min	Max		
			Dry	Wet		Dry	Wet	
Max Speed Stainless Steel	1.4589	-22	750	265	-30	400	130	n.a.

### Friction Factors Between Material and Product

Lubrication	Product Material					
	Paper & carton	Metal (steel)	Aluminium	Plastics & PET	Glass (returnable)	Glass (new)
Dry	0,34	0,43	0,30	0,26	0,40	0,30
Water	n.a.	0,30	0,26	0,21	0,26	0,26
W&s & Dry lube	n.a.	0,17	0,13	0,13	0,18	0,13
Oil	n.a.	0,17	n.a.	n.a.	n.a.	n.a.

### Friction Factors Between Material and Product

Lubrication	Wearstrip Material		
	Stainless steel	UHMW-PE & PA	BluLub®
Dry	n.a.	0,32	0,29
Water	0,36	0,24	0,22
W&s & Dry lube	0,18	0,16	0,14
Oil	0,18	0,16	0,14

#### Note

Material properties and performance of final product are subject to variation according to operating conditions, e.g. environmental conditions, chemicals, cleanliness.

## PA



### Description

#### PA Polyamide composite

The high crystallinity of this material gives it excellent mechanical properties such as high abrasion, high wear resistance as well as good hardness and stiffness.

**Primary Component:** Polyamide (PA)

**Screws:** Stainless steel

**Nuts:** Zinc plated steel

Materials

### General information

Material	Chemical abbreviation	Allowable application temperatures						FDA Approval
		Fahrenheit			Celsius			
		Min	Max		Min	Max		
			Dry	Wet		Dry	Wet	
Polyamide	PA	-40	221	N.R.	-40	105	N.R.	YES

**Note:** Material properties and performance of final product are subject to variation according to operating conditions, e.g. environmental conditions, chemicals, cleanliness.

## Reinforced PA



### Description

#### PA Polyamide reinforced

High quality polyamide specifically developed for injection molding, glass fiber reinforced.

**Primary Component:** Polyamide (PA)

**Screws:** Stainless steel

**Nuts:** Nickel plated brass

Materials

### General information

Material	Chemical abbreviation	Allowable application temperatures						FDA Approval
		Fahrenheit			Celsius			
		Min	Max		Min	Max		
			Dry	Wet		Dry	Wet	
Polyamide Reinforced	PA	-4	248	248	-20	120	120	n.a.

**Note:** Material properties and performance of final product are subject to variation according to operating conditions, e.g. environmental conditions, chemicals, cleanliness.